

**Autogru PM S.p.A.**  
Via Verdi, 22  
41018 San Cesario sul Panaro - Modena (Italy)  
tel. +39 059 936811  
fax. +39 059 936800  
e-mail: sparepartsdept@autogrupm.com  
servicedept@autogrupm.com

**SERIE**  
**Wall Board**

**RICAMBI ORIGINALI**  
*Original Spare Parts*

N° di codice - *Code N°* : **4.150.252**  
Edizione - *Edition* : **11/2008**

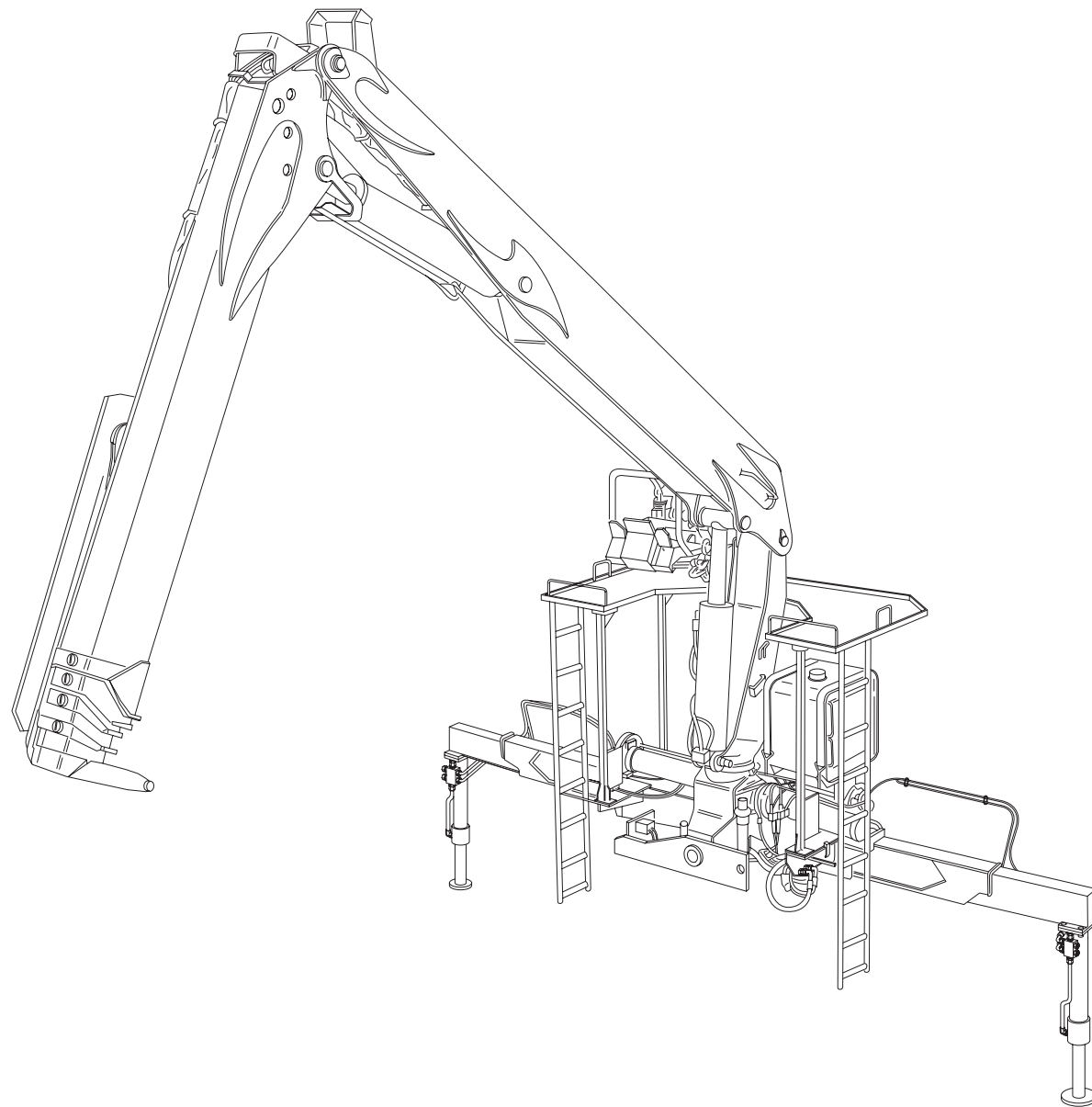




## SERIE WALL BOARD

Ed.  
11/2008

Cod.  
4.150.252





Ed.  
11/2008

SERIE  
Wall Board

#### NORME PER LE ORDINAZIONI

*Le ordinazioni dei ricambi devono essere corredate dalle seguenti indicazioni:*

- A) Modello della gru*
- B) Numero di matricola*
- C) Numero di identificazione del ricambio richiesto*
- D) Quantità richiesta*
- E) Denominazione*
- F) Per i particolari provvisti di descrizione commerciale l'Autogru PM non fornisce ricambi*
- G) Per l'ordinazione dei kit pattini consultare la pagina dell'ultimo braccio idraulico della versione interessata*

#### HOW TO ORDER SPARE PARTS

*Any order for spare parts should be completed with the following dates:*

- A) Crane model*
- B) Serial number*
- C) Identification code number of the part required*
- D) Quantity required*
- E) Part denomination*
- F) As far as parts featuring commercial descriptions are concerned, Autogru PM supplies no spare parts*
- G) To order the sliding pad kit, consult the page describing the last hydraulic boom of the version*



**Norme per la consultazione del catalogo - How to consult the catalogue**

**Ed.  
11/2008**

**SERIE  
Wall Board**

**1 - Modello della macchina**

*Machine model*

**2 - Numero della tavola con indice di modifica**

*Table number with modification indication*

**3 - Validità matricola della tavola**

*Validity of table number*

**4 - Numero di posizione del particolare**

*Position number of part*

**5 - Numero di codice del particolare**

*Code number of part*

**6 - Quantità di particolari per tavola**

*Quantity of parts per table*



# Norme per la consultazione del catalogo - How to consult the catalogue

Ed.  
11/2008

SERIE  
Wall Board

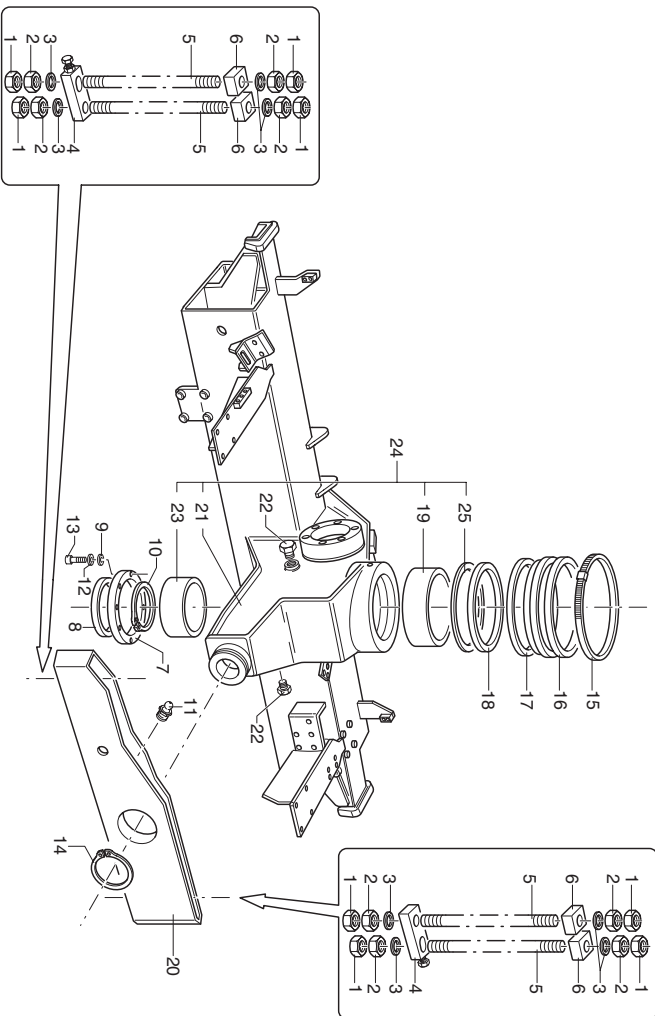


**BASE - ANCORAGGIO (POSTO IN ALTO)**  
*Base - anchorage kit (raised operating position)*

TAV. GA.01.01  
matr. G.A39.0001

SERIE  
Wall Board

3 2 1



UNISTUDIO - Modena

## Wall Board

matr. G.A39.0001

TAV. GA.01.01

POS.	N° CODICE / CODE N°	Q.	DESCRIZIONE	DESCRIPTION
1	191087	16	DADO	NUT
2	191173	16	DADO	NUT
3	417175	16	RONDELLA	WASHER
4	459067	4	STAFFA	BRACKET
5	481189	8	TIRANTE D'ANCORAGGIO	TIEROD
6	459066	8	STAFFA	BRACKET
7	112141	1	ANELLO	RING
8	272214	1	GUARNIZIONE	SEAL
9	417206	8	RONDELLA	WASHER
10	109028	1	ANELLO ELASTICO	SPRING RING
11	281002	1	INGRASSATORE	GREASE FITTING
12	417024	8	RONDELLA	WASHER
13	497121	8	VITE	SCREW
14	109193	1	ANELLO ELASTICO	SPRING RING
15	207083	1	FASCETTA	CLAMP
16	271980	1	GUARNIZIONE	SEAL

4 5 6



## INDICE

*Index*

Ed.  
11/2008

SERIE  
Wall Board

### TAV. GA.01.01 BASE - ANCORAGGIO (POSTO IN ALTO)

Base - anchorage kit (raised operating position)

### TAV. GA.01.02 BASE - ANCORAGGIO CON "DANFOSS" (POSTO IN BASSO)

Base - anchorage kit with "DANFOSS" (lowered operating position)

### TAV. GA.02.01 ROTAZIONE

Slewing system

### TAV. GB.01.01 BRACCI STABILIZZATORI STANDARD

Standard outrigger boom

### TAV. GB.02.01 1/3 BRACCI STABILIZZATORI EXTRA LARGHI

Extralarge outrigger booms

### TAV. GB.02.01 2/3 BRACCI STABILIZZATORI EXTRA LARGHI

Extralarge outrigger booms

### TAV. GB.02.01 3/3 BRACCI STABILIZZATORI EXTRA LARGHI

Extralarge outrigger booms

### TAV. GC.01.01 COLONNA

Column

### TAV. GD.01.01 BRACCIO PRINCIPALE

Main arm

### TAV. GD.01.01A BRACCIO PRINCIPALE

Main arm

### TAV. GE.01.01 MARTINETTO STABILIZZATORI "452426"

Outriggers cylinder

### TAV. GE.01.01A MARTINETTO STABILIZZATORI "452426"

Outriggers cylinder

**INDICE***Index***Ed.  
11/2008****SERIE  
Wall Board****TAV. GE.02.01    MARTINETTO SFILO BRACCI STABILIZZATORI “340034”**

Outrigger booms extension cylinder

**TAV. GE.03.01    MARTINETTO SFILO BRACCI STABILIZZATORI “340022”**

Outrigger booms extension cylinder

**TAV. GF.01.01    MARTINETTO PRINCIPALE “456967”**

Main cylinder

**TAV. GF.02.01    MARTINETTO SECONDARIO “456968”**

Secondary cylinder

**TAV. GG.02.01    BRACCIO SECONDARIO**

Secondary arm

**TAV. GG.03.01    1° BRACCIO SFILO IDRAULICO**

First arm - hydraulic extension

**TAV. GG.04.01    2° BRACCIO SFILO IDRAULICO (WB 44’)**

Second arm - hydraulic extension

**TAV. GG.04.02    2° BRACCIO SFILO IDRAULICO (WB 52’ - WB 60’)**

Second arm - hydraulic extension

**TAV. GG.05.01    3° BRACCIO SFILO IDRAULICO (WB 52’)**

Third arm - hydraulic extension

**TAV. GG.05.02    3° BRACCIO SFILO IDRAULICO (WB 60’)**

Third arm - hydraulic extension

**TAV. GG.06.01    4° BRACCIO SFILO IDRAULICO (WB 60’)**

Fourth arm - hydraulic extension

**TAV. GH.02.01    MARTINETTO SFILO 1° BRACCIO IDRAULICO “340029”**

Extension cylinder - First hydraulic arm





## INDICE

*Index*

**Ed.**  
**11/2008**

**SERIE**  
**Wall Board**

**TAV. GH.03.01    MARTINETTO SFILO 2° BRACCIO IDRAULICO “340287”  
(WB 44’)**

Extension cylinder - Second hydraulic arm

**TAV. GH.03.02    MARTINETTO SFILO 2° BRACCIO IDRAULICO “340030”  
(WB 52’ - WB 60’)**

Extension cylinder - Second hydraulic arm

**TAV. GH.04.01    MARTINETTO SFILO 3° BRACCIO IDRAULICO “340031”**

Extension cylinder - Third hydraulic arm

**TAV. GH.05.01    MARTINETTO SFILO 4° BRACCIO IDRAULICO “340032”  
(WB 60’)**

Extension cylinder - Fourth hydraulic arm

**TAV. GI.01.01    DOPPIO COMANDO (POSTO IN ALTO)**

Dual side control (raised operating position)

**TAV. GI.01.02    DOPPIO COMANDO CON "DANFOSS" (POSTO IN BASSO)**

Dual side control with "DANFOSS" (lowered operating position)

**TAV. GI.02.01    POSTO DI COMANDO IN ALTO CON "WALVOIL"**

Top control seat with "WALVOIL"

**TAV. GI.03.01    POSTO DI COMANDO IN ALTO CON "DANFOSS"**

Top control seat with "DANFOSS"

**TAV. GJ.01.01    SERBATOIO OLIO - MANDATA E SCARICO CON “DANFOSS”  
(POSTO IN BASSO)**

Oil tank - Delivery and return with “DANFOSS” (lowered operating position)

**TAV. GJ.01.01A    SERBATOIO OLIO - MANDATA E SCARICO CON “DANFOSS”  
(POSTO IN BASSO)**

Oil tank - Delivery and return with “DANFOSS” (lowered operating position)

**TAV. GJ.01.02    SERBATOIO OLIO - MANDATA E SCARICO (POSTO IN ALTO)**

Oil tank - Delivery and return (raised operating position)

**TAV. GJ.01.02A    SERBATOIO OLIO - MANDATA E SCARICO (POSTO IN ALTO)**

Oil tank - Delivery and return (raised operating position)

**INDICE***Index***Ed.  
11/2008****SERIE  
Wall Board****TAV. GJ.02.01 DEVIATORE IDRAULICO**

Hydraulic flow divider

**TAV. GJ.02.02 1/3 DISTRIBUTORE PER BRACCI STABILIZZATORI**

Control valve block for outrigger booms

**TAV. GJ.02.02 2/3 DISTRIBUTORE PER BRACCI STABILIZZATORI**

Control valve block for outrigger booms

**TAV. GJ.02.02 3/3 DISTRIBUTORE PER BRACCI STABILIZZATORI**

Control valve block for outrigger booms

**TAV. GK.01.01 1/3 COMANDO MARTINETTO STABILIZZATORE**

Outrigger cylinder control

**TAV. GK.01.01 2/3 COMANDO MARTINETTI STABILIZZATORI - STANDARD ED EXTRALARGHI**

Outrigger cylinders control - standard and extra-large

**TAV. GK.01.01A 2/3 COMANDO MARTINETTI STABILIZZATORI - STANDARD ED EXTRALARGHI**

Outrigger cylinders control - standard and extra-large

**TAV. GK.01.01 3/3 COMANDO MARTINETTI STABILIZZATORI - STANDARD ED EXTRALARGHI**

Outrigger cylinders control - standard and extra-large

**TAV. GK.01.01A 3/3 COMANDO MARTINETTI STABILIZZATORI - STANDARD ED EXTRALARGHI**

Outrigger cylinders control - standard and extra-large

**TAV. GK.01.02 1/2 COMANDO MARTINETTO STABILIZZATORE SX CON DISTRIBUTORI**

Outrigger cylinder control (lh) - with control valve

**TAV. GK.01.02 2/2 COMANDO MARTINETTO STABILIZZATORE DX CON DISTRIBUTORI**

Outrigger cylinder control (rh) - with control valve

**TAV. GK.01.02A 1/2 COMANDO MARTINETTO STABILIZZATORE SX CON DISTRIBUTORI**

Outrigger cylinder control (lh) - with control valve

**INDICE***Index***Ed.  
11/2008****SERIE  
Wall Board****TAV. GK.01.02A 2/2    COMANDO MARTINETTO STABILIZZATORE DX CON DI-  
STRIBUTORI**

Outrigger cylinder control (rh) - with control valve

**TAV. GK.02.01    COMANDO ROTAZIONE CON "WALVOIL" (POSTO IN ALTO)**

Slewing control with "WALVOIL" (raised operating position)

**TAV. GK.02.01A    COMANDO ROTAZIONE CON "WALVOIL" (POSTO IN ALTO)**

Slewing control with "WALVOIL" (raised operating position)

**TAV. GK.02.01B    COMANDO ROTAZIONE CON "WALVOIL" (POSTO IN ALTO)**

Slewing control with "WALVOIL" (raised operating position)

**TAV. GK.02.02    COMANDO ROTAZIONE CON "DANFOSS" (POSTO IN BASSO)**

Slewing control with "DANFOSS" (lowered operating position)

**TAV. GK.02.02A    COMANDO ROTAZIONE CON "DANFOSS" (POSTO IN BASSO)**

Slewing control with "DANFOSS" (lowered operating position)

**TAV. GK.02.03    COMANDO ROTAZIONE CON "DANFOSS" (POSTO IN ALTO)**

Slewing control with "DANFOSS" (raised operating position)

**TAV. GK.02.03A    COMANDO ROTAZIONE CON "DANFOSS" (POSTO IN ALTO)**

Slewing control with "DANFOSS" (raised operating position)

**TAV. GK.03.01    COMANDO MARTINETTO PRINCIPALE CON "WALVOIL" (PO-  
STO IN ALTO)**

Main cylinder control with "WALVOIL" (raised operating position)

**TAV. GK.03.02    COMANDO MARTINETTO PRINCIPALE CON "DANFOSS" (PO-  
STO IN BASSO)**

Main cylinder control with "DANFOSS" (lowered operating position)

**TAV. GK.03.03    COMANDO MARTINETTO PRINCIPALE CON "DANFOSS" (PO-  
STO IN ALTO)**

Main cylinder control with "DANFOSS" (raised operating position)

**TAV. GK.04.01    COMANDO MARTINETTO SECONDARIO CON "WALVOIL" (PO-  
STO IN ALTO)**

Secondary cylinder control with "WALVOIL" (raised operating position)



## INDICE

*Index*

Ed.  
11/2008

SERIE  
Wall Board

**TAV. GK.04.02    COMANDO MARTINETTO SECONDARIO CON "DANFOSS"  
(POSTO IN BASSO)**

Secondary cylinder control with "DANFOSS" (lowered operating position)

**TAV. GK.04.03    COMANDO MARTINETTO SECONDARIO CON "DANFOSS"  
(POSTO IN ALTO)**

Secondary cylinder control with "DANFOSS" (raised operating position)

**TAV. GK.05.01    COMANDO MARTINETTO SFILO BRACCI CON "WALVOIL"  
(POSTO IN ALTO)**

Booms extension cylinder control with "WALVOIL" (raised operating position)

**TAV. GK.05.02    COMANDO MARTINETTO SFILO BRACCI CON "DANFOSS"  
(POSTO IN BASSO)**

Booms extension cylinder control with "DANFOSS" (lowered operating position)

**TAV. GK.05.03    COMANDO MARTINETTO SFILO BRACCI + RIGENERATIVO  
CON "WALVOIL" (POSTO IN ALTO)**

Boom extension cylinder control + regenerator valve with "WALVOIL" (raised operating position)

**TAV. GK.05.04    COMANDO MARTINETTO SFILO BRACCI + RIGENERATIVO  
CON "DANFOSS" (POSTO IN BASSO)**

Boom extension cylinder control + regenerator valve with "DANFOSS" (lowered operating position)

**TAV. GK.05.05    COMANDO MARTINETTO SFILO BRACCI CON "DANFOSS"  
(POSTO IN ALTO)**

Boom extension cylinder control with "DANFOSS" (raised operating position)

**TAV. GK.05.06    COMANDO MARTINETTO SFILO BRACCI + RIGENERATIVO  
CON "DANFOSS" (POSTO IN ALTO)**

Boom extension cylinder control + regenerator valve with "DANFOSS" (raised operating position)

**TAV. GK.06.01 1/2 COMANDO MARTINETTO SFILO BRACCI STABILIZZATORI  
STANDARD**

Outrigger boom extension cylinder control - standard

**TAV. GK.06.01 2/2 COMANDO MARTINETTO SFILO BRACCI STABILIZZATORI  
STANDARD**

Outrigger boom extension cylinder control - standard



## INDICE

*Index*

Ed.  
11/2008

SERIE  
Wall Board

**TAV. GK.06.02 1/3 COMANDO MARTINETTO SFILO BRACCI STABILIZZATORE DX EXTRALARGO**

Extension control for the right extra large outrigger boom

**TAV. GK.06.02 2/3 COMANDO MARTINETTO SFILO BRACCI STABILIZZATORE SX EXTRALARGO**

Extension control for the left extra large outrigger boom

**TAV. GK.06.02 3/3 COMPL. COMANDO MARTINETTO SFILO BRACCI STABILIZZATORE EXTRALARGO**

Compl. extension control for the extra large outrigger boom

**TAV. GK.06.03 1/2 COMANDO MARTINETTO SFILO BRACCI STAB. STANDARD CON DISTRIBUTORI**

Standard outrigger boom extension cylinder control - with control valve

**TAV. GK.06.03 2/2 COMANDO MARTINETTO SFILO BRACCI STAB. STANDARD CON DISTRIBUTORI**

Standard outrigger boom extension cylinder control - with control valve

**TAV. GK.06.04 1/3 COMANDO MARTINETTO SFILO BRACCI STAB. DX EXTRALARGO CON DISTRIBUTORI**

Extra-large outrigger boom extension cylinder control (rh) - with control valve

**TAV. GK.06.04 2/3 COMANDO MARTINETTO SFILO BRACCI STAB. SX EXTRALARGO CON DISTRIBUTORI**

Extra-large outrigger boom extension cylinder control (lh) - with control valve

**TAV. GK.06.04 3/3 COMPLETAMENTO COMANDO MARTINETTO SFILO BRACCI STABILIZZATORE EXTRALARGO**

Extra-large outrigger boom extension cylinder control - completion

**TAV. GK.07.01 COLLEGAMENTO DISTRIBUTORI (POSTO IN ALTO)**

Control valve block connection (raised operating position)

**TAV. GK.07.01A COLLEGAMENTO DISTRIBUTORI CON "WALVOIL" (POSTO IN ALTO)**

Control valve block connection with "WALVOIL" (raised operating position)

**TAV. GK.07.02 COLLEGAMENTO DISTRIBUTORI CON "DANFOSS" (POSTO IN ALTO)**

Control valve block connection with "DANFOSS" (raised operating position)

**TAV. GL.02.01 COMPL. COMANDO MARTINETTO SFILO 2° BRACCIO IDRAULICO**

Compl. of the 2nd hydr. arm extension cylinder control

**INDICE***Index***Ed.  
11/2008****SERIE  
Wall Board****TAV. GL.03.01    COMPL. COMANDO MARTINETTO SFILO 3° BRACCIO IDRAULICO**

Compl. of the 3rd hydr. arm extension cylinder control

**TAV. GL.04.01    COMPL. COMANDO MARTINETTO SFILO 4° BRACCIO IDRAULICO (WB 60')**

Compl. of the 4th hydr. arm extension cylinder control

**TAV. GM.01.01    LIMITATORE DI MOMENTO (POSTO IN ALTO)**

Moment control device (raised operating position)

**TAV. GM.01.01A    LIMITATORE DI MOMENTO CON "WALVOIL" (POSTO IN ALTO)**

Moment control device with "WALVOIL" (raised operating position)

**TAV. GM.01.02 1/2 LIMITATORE DI MOMENTO CON "DANFOSS" (POSTO IN BASSO)**

Moment control device with "DANFOSS" (lowered operating position)

**TAV. GM.01.02 2/2 LIMITATORE DI MOMENTO CON "DANFOSS" (POSTO IN BASSO)**

Moment control device with "DANFOSS" (lowered operating position)"

**TAV. GM.01.03    LIMITATORE DI MOMENTO CON "DANFOSS" (POSTO IN ALTO)**

Moment control device with "DANFOSS" (raised operating position)

**TAV. GM.02.01    LUBRIFICAZIONE CENTRALIZZATA**

Centralised lubrication

**TAV. GN.01.01    DISTRIBUTORE "WALVOIL" DX "197268" (POSTO IN ALTO)**

"WALVOIL" control valve block (rh) (raised operating position)

**TAV. GN.02.01    DISTRIBUTORE "WALVOIL" SX "197269" (POSTO IN ALTO)**

"WALVOIL" control valve block (left) (raised operating position)

**TAV. GN.03.01    DISTRIBUTORE STABILIZZATORI SD8/1 "197224" (POSTO IN ALTO)**

Outriggers control valve block (raised operating position)

**TAV. GN.04.01    DISTRIBUTORE 7 ELEMENTI - 197343 CON "DANFOSS" (POSTO IN BASSO)**

Control valve block with 7 elements with "DANFOSS" (lowered operating position)



## INDICE

*Index*

Ed.  
11/2008

SERIE  
Wall Board

**TAV. GN.04.01A   DISTRIBUTORE 7 ELEMENTI - 197496 CON "DANFOSS" (POSTO IN BASSO)**

Control valve block with 7 elements with "DANFOSS" (lowered operating position)

**TAV. GN.05.01   DISTRIBUTORE 6 ELEMENTI - 197354 CON "DANFOSS" (POSTO IN ALTO)**

Control valve block with 6 elements with "DANFOSS" (raised operating position)

**TAV. GO.01.01   TARGHETTE**

Decals

**TAV. GO.02.01 1/2 TARGHETTE**

Decals

**TAV. GO.02.01 2/2 TARGHETTE**

Decals

**TAV. SV.01.01   COMANDO 1° - 2° ATTIVAZIONE CON "WALVOIL" (POSTO IN ALTO)**

1st and 2nd activation control with "WALVOIL" (raised operating position)

**TAV. SV.01.02   COMANDO 1° - 2° ATTIVAZIONE CON "DANFOSS" (POSTO IN BASSO)**

1st and 2nd activation control with "DANFOSS" (lowered operating position)

**TAV. SV.01.03   COMANDO 1° - 2° ATTIVAZIONE CON "DANFOSS" (POSTO IN ALTO)**

1st and 2nd activation control with "DANFOSS" (raised operating position)

**TAV. SV.02.01 1/2 COMPLETAMENTO 1a E 2a ATTIVAZIONE (WB 44')**

Completing material 1st and 2nd supplm. activation

**TAV. SV.02.01 2/2 COMPLETAMENTO 1a E 2a ATTIVAZIONE (WB 44')**

Completing material 1st and 2nd supplm. activation

**TAV. SV.03.01 1/2 COMPLETAMENTO 1a E 2a ATTIVAZIONE (WB 52')**

Completing material 1st and 2nd supplm. activation

**INDICE***Index***Ed.  
11/2008****SERIE  
Wall Board****TAV. SV.03.01 2/2 COMPLETAMENTO 1a E 2a ATTIVAZIONE (WB 52')**

Completing material 1st and 2nd supplm. activation

**TAV. SV.04.01 1/2 COMPLETAMENTO 1a E 2a ATTIVAZIONE (WB 60')**

Completing material 1st and 2nd supplm. activation

**TAV. SV.04.01 2/2 COMPLETAMENTO 1a E 2a ATTIVAZIONE (WB 60')**

Completing material 1st and 2nd supplm. activation

**TAV. SW.01.01 LIMITATORE DI ROTAZIONE**

Slewing control device

**TAV. SX.01.01 KIT ATTACCO ROTANTE**

Rotation coupling kit

**TAV. SX.02.01 IMPIANTO COLLEGAMENTO ELETTROVALVOLA-EMERGENZA (POSTO IN ALTO)**

System connection solenoid valve-emergency device (raised operating position)

**TAV. SX.04.01 SCAMBIATORE DI CALORE**

Heat exchanger

**TAV. SX.05.01 PEDANA (POSTO IN ALTO)**

Platform (raised operating position)

**TAV. SX.06.01 AVVISATORE ACUSTICO ALTEZZA BRACCIO PRINCIPALE (POSTO IN ALTO)**

Acoustic alarm for the main arm height (raised operating position)

**TAV. SX.07.01 1/2 IMPIANTO IDRAULICO COMANDO A DISTANZA CON "WALVOIL" (POSTO IN ALTO)**

Crane remote controls hydr. system with "WALVOIL" (raised operating position)

**TAV. SX.07.01 2/2 IMPIANTO IDRAULICO COMANDO A DISTANZA CON "WALVOIL" (POSTO IN ALTO)**

Crane remote controls hydr. system with "WALVOIL" (raised operating position)



**MACCHINA BASE**

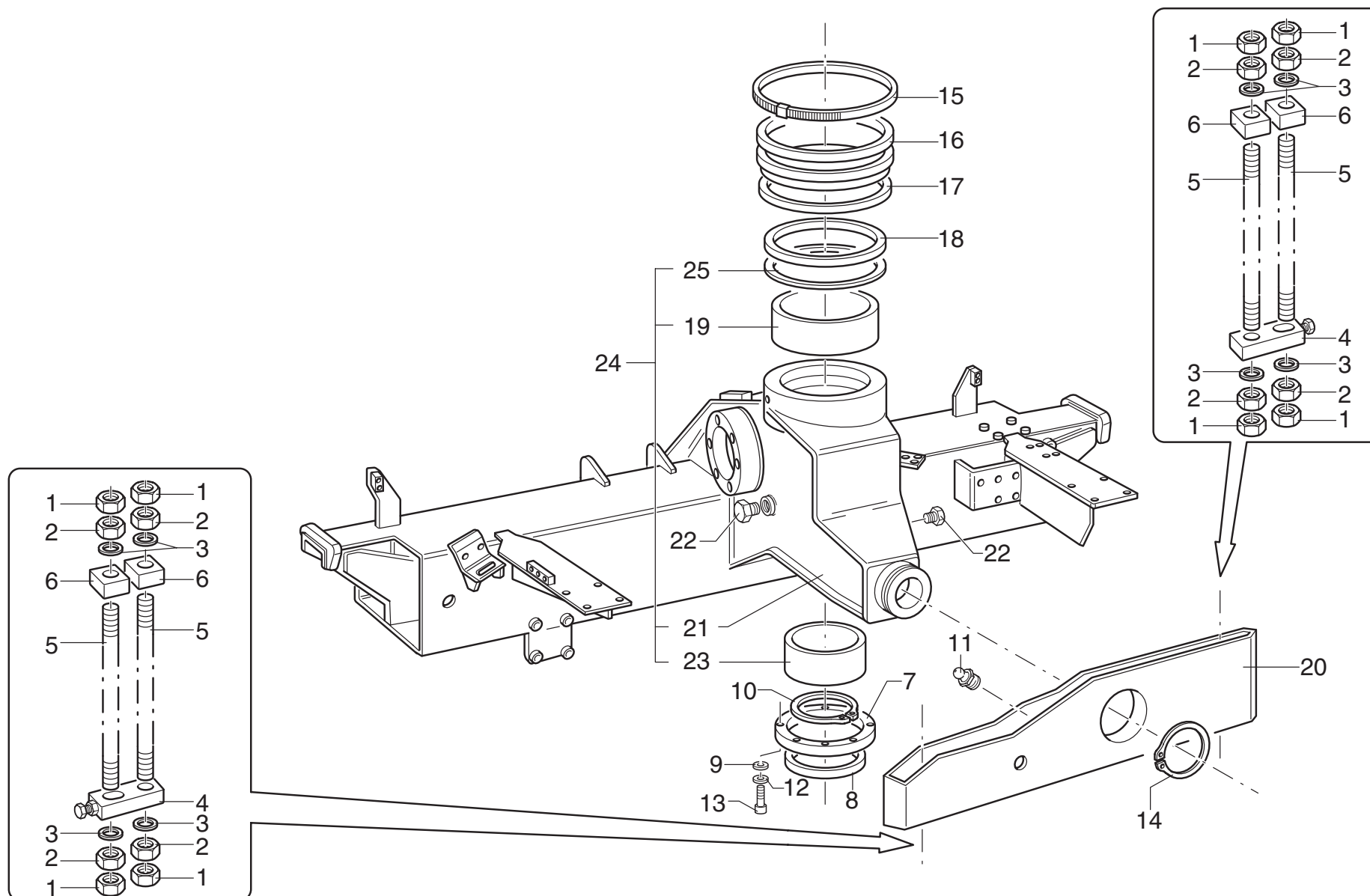
**BASIC CRANE**



**BASE - ANCORAGGIO (POSTO IN ALTO)**  
*Base - anchorage kit (raised operating position)*

TAV. GA.01.01  
matr. G.A39.0001

**SERIE**  
**Wall Board**



**Wall Board**

matr. G.A39.0001

TAV. GA.01.01

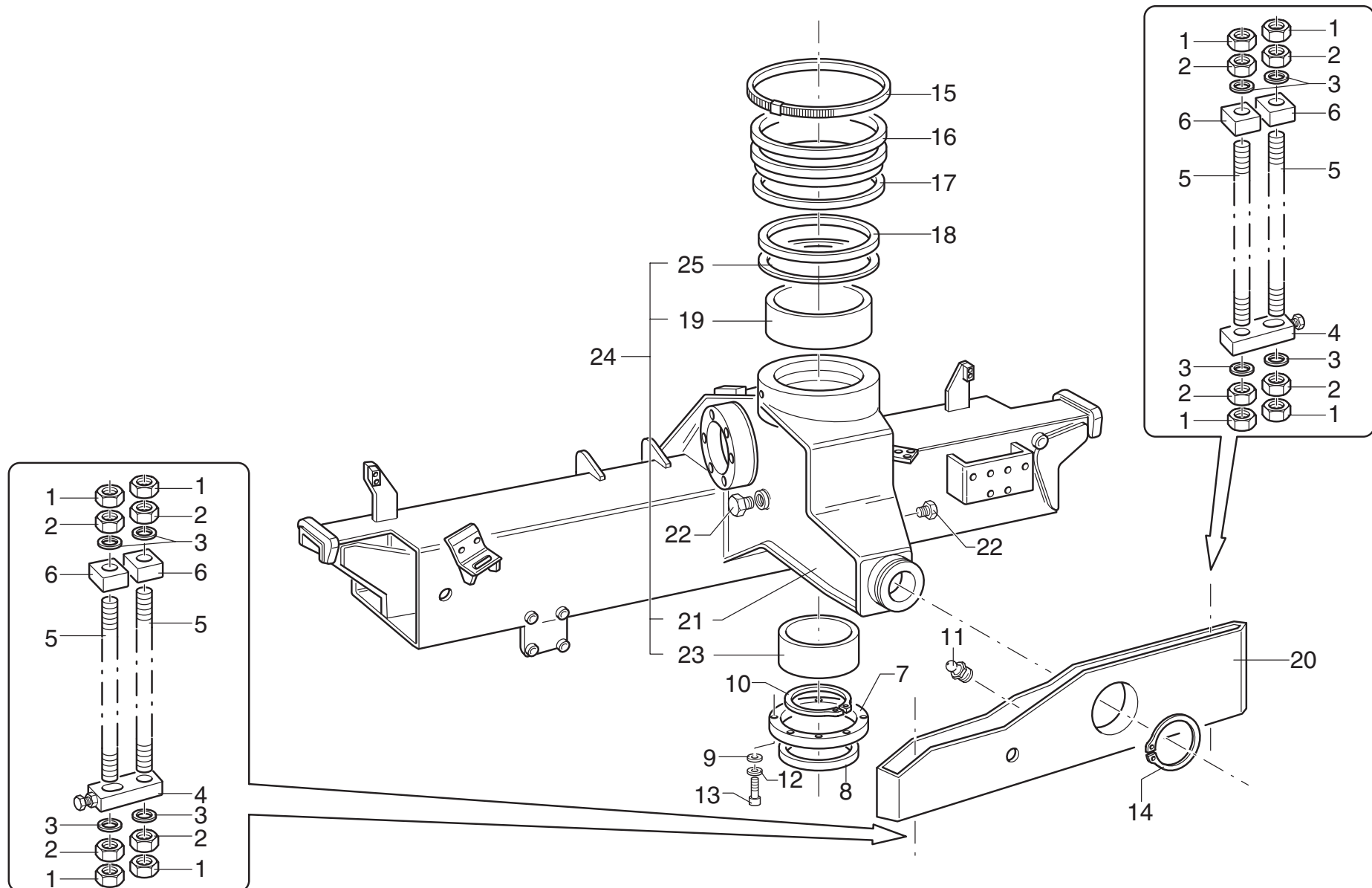
POS.	N° CODICE / CODE N°	Q.	DESCRIZIONE	DESCRIPTION
1	191087	16	DADO	NUT
2	191173	16	DADO	NUT
3	417175	16	RONDELLA	WASHER
4	459067	4	STAFFA	BRACKET
5	481189	8	TIRANTE D'ANCORAGGIO	TIEROD
6	459066	8	STAFFA	BRACKET
7	112141	1	ANELLO	RING
8	272214	1	GUARNIZIONE	SEAL
9	417206	8	RONDELLA	WASHER
10	109028	1	ANELLO ELASTICO	SPRING RING
11	281002	1	INGRASSATORE	GREASE FITTING
12	417024	8	RONDELLA	WASHER
13	497121	8	VITE	SCREW
14	109193	1	ANELLO ELASTICO	SPRING RING
15	207083	1	FASCETTA	CLAMP
16	271980	1	GUARNIZIONE	SEAL
17	112121	1	ANELLO	RING
18	112140	1	ANELLO	RING
19	137097	1	BOCCOLA	BUSHING
20	465790	1	SUPPORTO	SUPPORT
21	129081	1	BASE	BASE
22	471219	2	TAPPO	CAP
23	137098	1	BOCCOLA	BUSHING
24	289016	1	KIT BASE	BASE KIT
25	112220	1	ANELLO	RING



**BASE - ANCORAGGIO CON "DANFOSS" (POSTO IN BASSO)**  
*Base - anchorage kit with "DANFOSS" (lowered operating position)*

TAV. GA.01.02  
matr. G.A39.0001

**SERIE**  
**Wall Board**



**Wall Board****matr. G.A39.0001****TAV. GA.01.02**

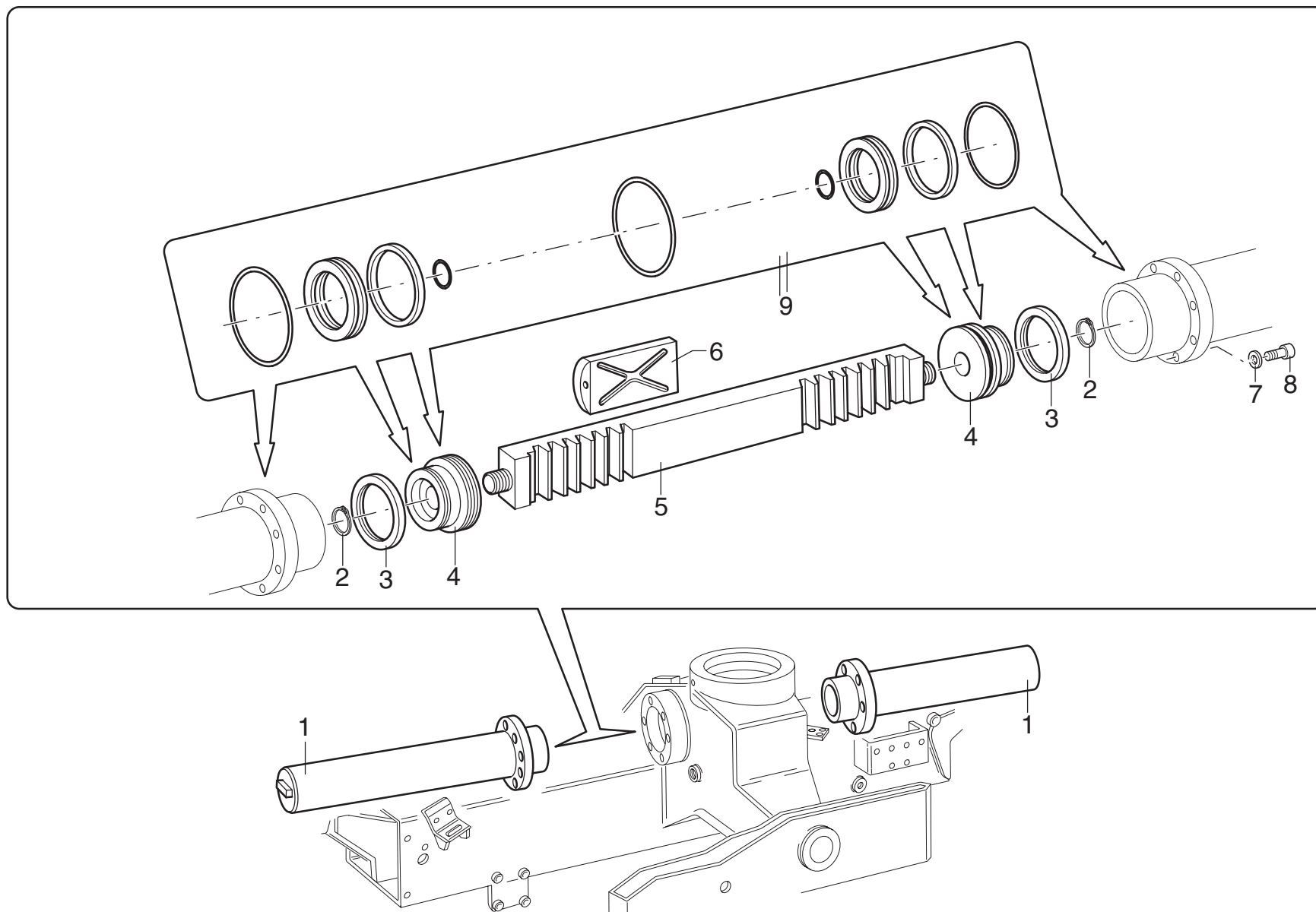
POS.	N° CODICE / CODE N°	Q.	DESCRIZIONE	DESCRIPTION
1	191087	16	DADO	NUT
2	191173	16	DADO	NUT
3	417175	16	RONDELLA	WASHER
4	459067	4	STAFFA	BRACKET
5	481189	8	TIRANTE D'ANCORAGGIO	TIEROD
6	459066	8	STAFFA	BRACKET
7	112141	1	ANELLO	RING
8	272214	1	GUARNIZIONE	SEAL
9	417206	8	RONDELLA	WASHER
10	109028	1	ANELLO ELASTICO	SPRING RING
11	281002	1	INGRASSATORE	GREASE FITTING
12	417121	8	RONDELLA	WASHER
13	497121	8	VITE	SCREW
14	109193	1	ANELLO ELASTICO	SPRING RING
15	207083	1	FASCETTA	CLAMP
16	271980	1	GUARNIZIONE	SEAL
17	112121	1	ANELLO	RING
18	112140	1	ANELLO	RING
19	137097	1	BOCCOLA	BUSHING
20	465790	1	SUPPORTO	SUPPORT
21	129072	1	BASE	BASE
22	471219	2	TAPPO	CAP
23	137098	1	BOCCOLA	BUSHING
24	275601	1	KIT BASE	BASE KIT
25	112220	1	ANELLO	RING



**ROTAZIONE**  
*Slewing system*

TAV. GA.02.01  
matr. G.A39.0001

**SERIE**  
**Wall Board**



**Wall Board****matr. G.A39.0001****TAV. GA.02.01**

POS.	N° CODICE / CODE N°	Q.	DESCRIZIONE	DESCRIPTION
1	161521	2	CILINDRO	CYLINDER
2	109027	2	ANELLO ELASTICO	SPRING RING
3	112153	2	ANELLO	RING
4	382227	2	PISTONE	PISTON
5	181032	1	CREMAGLIERA	RACK
6	373531	1	PATTINO	SLIDING BLOCK
7	417029	16	RONDELLA	WASHER
8	497191	16	VITE	SCREW
9	288555	1	KIT GUARNIZIONI	SEAL KIT



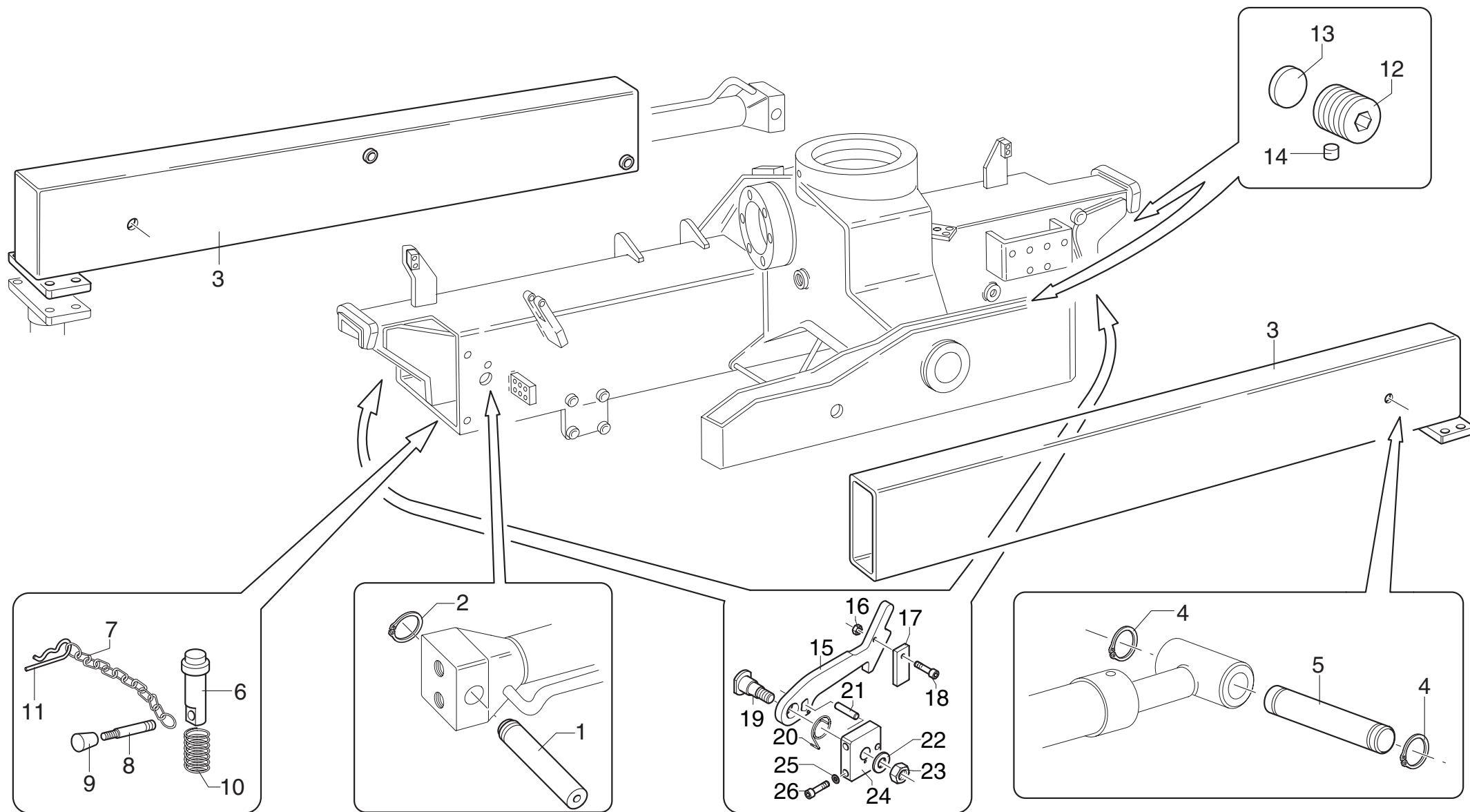
# BRACCI STABILIZZATORI STANDARD

Standard outrigger boom

TAV. GB.01.01

matr. G.A39.0001

SERIE  
Wall Board





**Wall Board****matr. G.A39.0001****TAV. GB.01.01**

POS.	N° CODICE / CODE N°	Q.	DESCRIZIONE	DESCRIPTION
1	379730	2	PERNO	PIN
2	109160	2	ANELLO ELASTICO	SPRING RING
3	141749	2	BRACCI STABILIZZATORI	OUTRIGGER BOOM
4	109011	4	ANELLO ELASTICO	SPRING RING
5	379731	2	PERNO	PIN
6	379811	2	PERNO	PIN
7	151023	2	CATENA	CHAIN
8	322029	2	LEVA	LEVER
9	385007	2	POMELLO	KNOB
10	349057	2	MOLLA	SPRING
11	451003	2	SPILLA	SAFETY-PIN
12	498101	4	VITE	SCREW
13	373139	4	PATTINO	SLIDING BLOCK
14	208069	4	PASTIGLIA	LINING
15	208209	2	FERMO	RETAINER
16	191033	2	DADO	NUT
17	208210	2	FERMO	RETAINER
18	497111	2	VITE	SCREW
19	380229	2	PERNO	PIN
20	349129	2	MOLLA	SPRING
21	455023	2	SPINA	PIN
22	417005	2	ROSETTA	WASHER
23	191206	2	DADO	NUT
24	466552	2	SUPPORTO	SUPPORT
25	417025	4	RONDELLA	WASHER
26	497132	4	VITE	SCREW



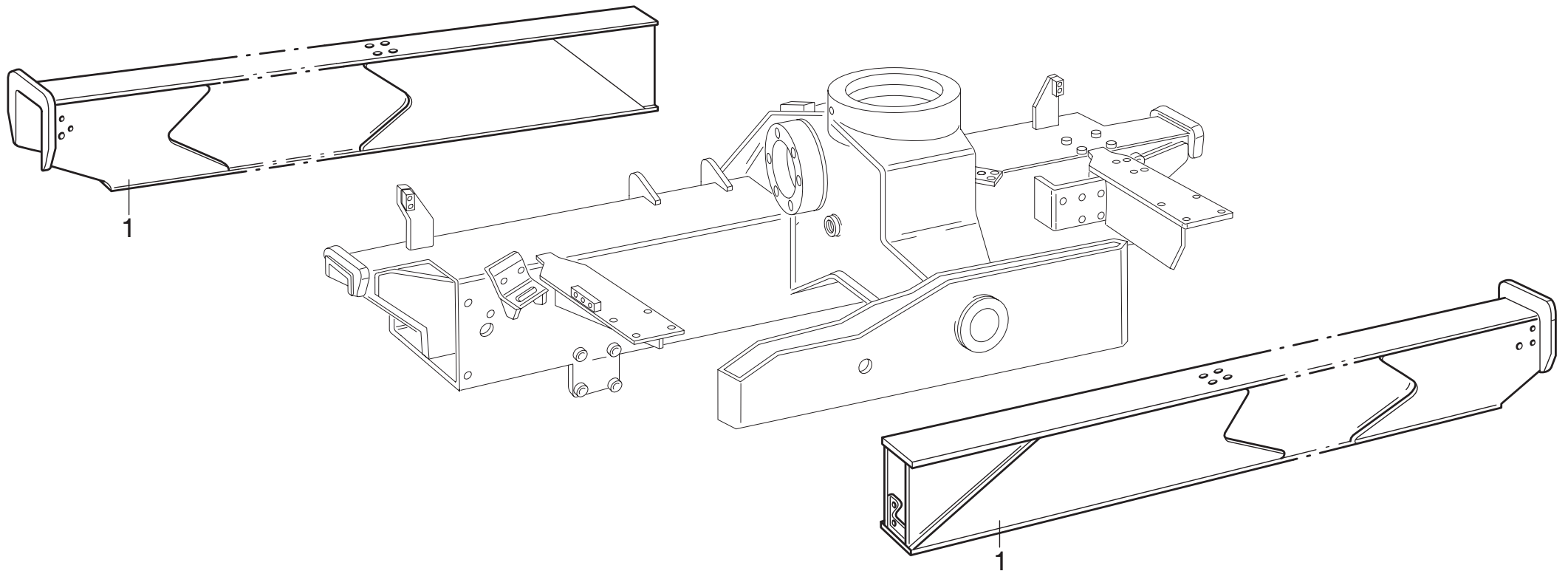
# BRACCI STABILIZZATORI EXTRA LARGHI

*Extralarge outrigger booms*

TAV. GB.02.01 1/3

matr. G.A39.0001

**SERIE  
Wall Board**







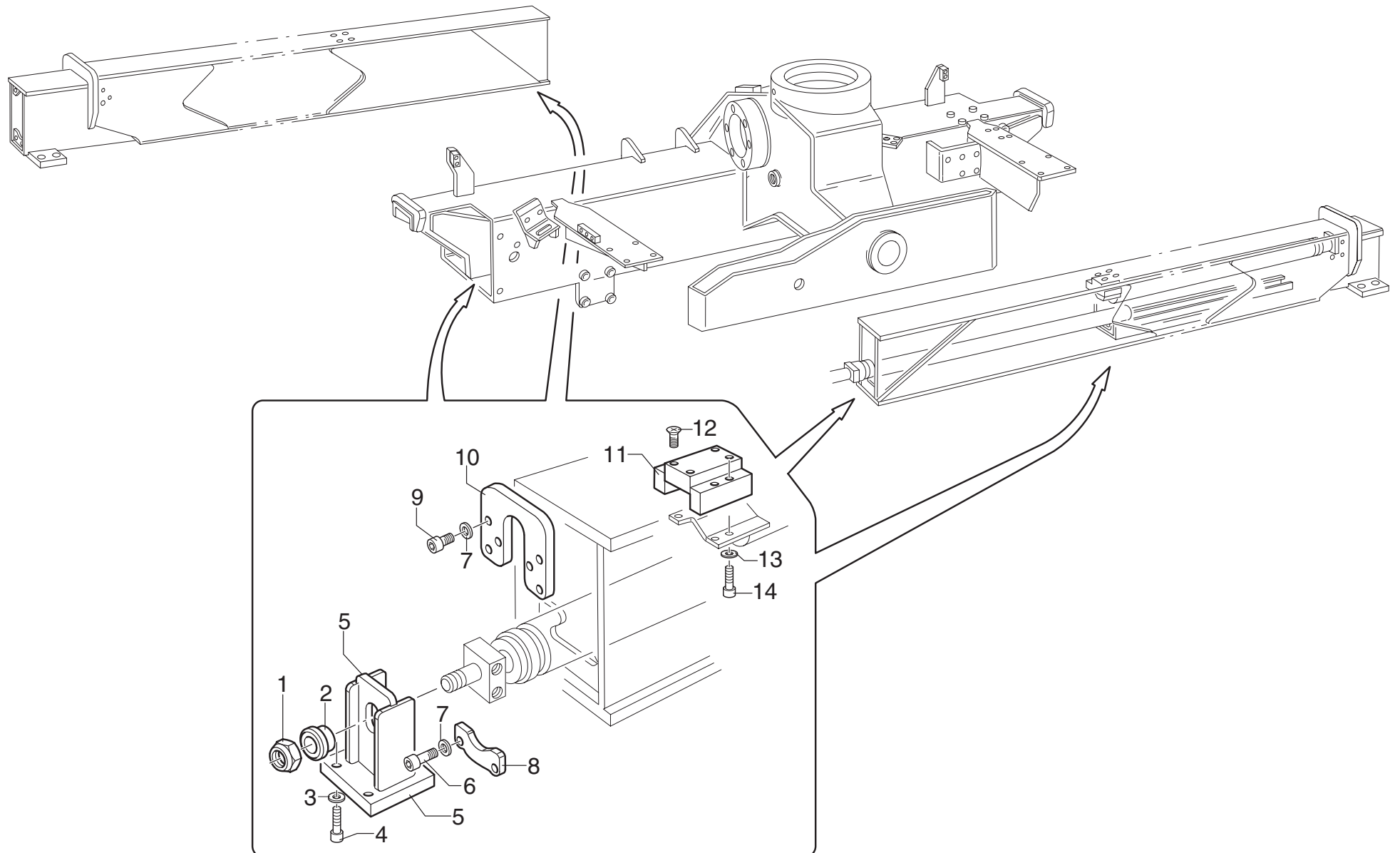
# BRACCI STABILIZZATORI EXTRA LARGHI

*Extralarge outrigger booms*

TAV. GB.02.01 2/3

matr. G.A39.0001

SERIE  
Wall Board



**Wall Board**

matr. G.A39.0001

TAV. GB.02.01 2/3

POS.	N° CODICE / CODE N°	Q.	DESCRIZIONE	DESCRIPTION
1	191105	2	DADO	NUT
2	208156	2	FERMO	RETAINER
3	417027	8	RONDELLA	WASHER
4	497164	8	VITE	SCREW
5	466197	2	SUPPORTO	SUPPORT
6	497144	4	VITE	SCREW
7	417026	12	RONDELLA	WASHER
8	208149	2	FERMO	RETAINER
9	497146	8	VITE	SCREW
10	466198	2	SUPPORTO	SUPPORT
11	466199	2	SUPPORTO	SUPPORT
12	498133	8	VITE	SCREW
13	417025	8	RONDELLA	WASHER
14	497132	8	VITE	SCREW



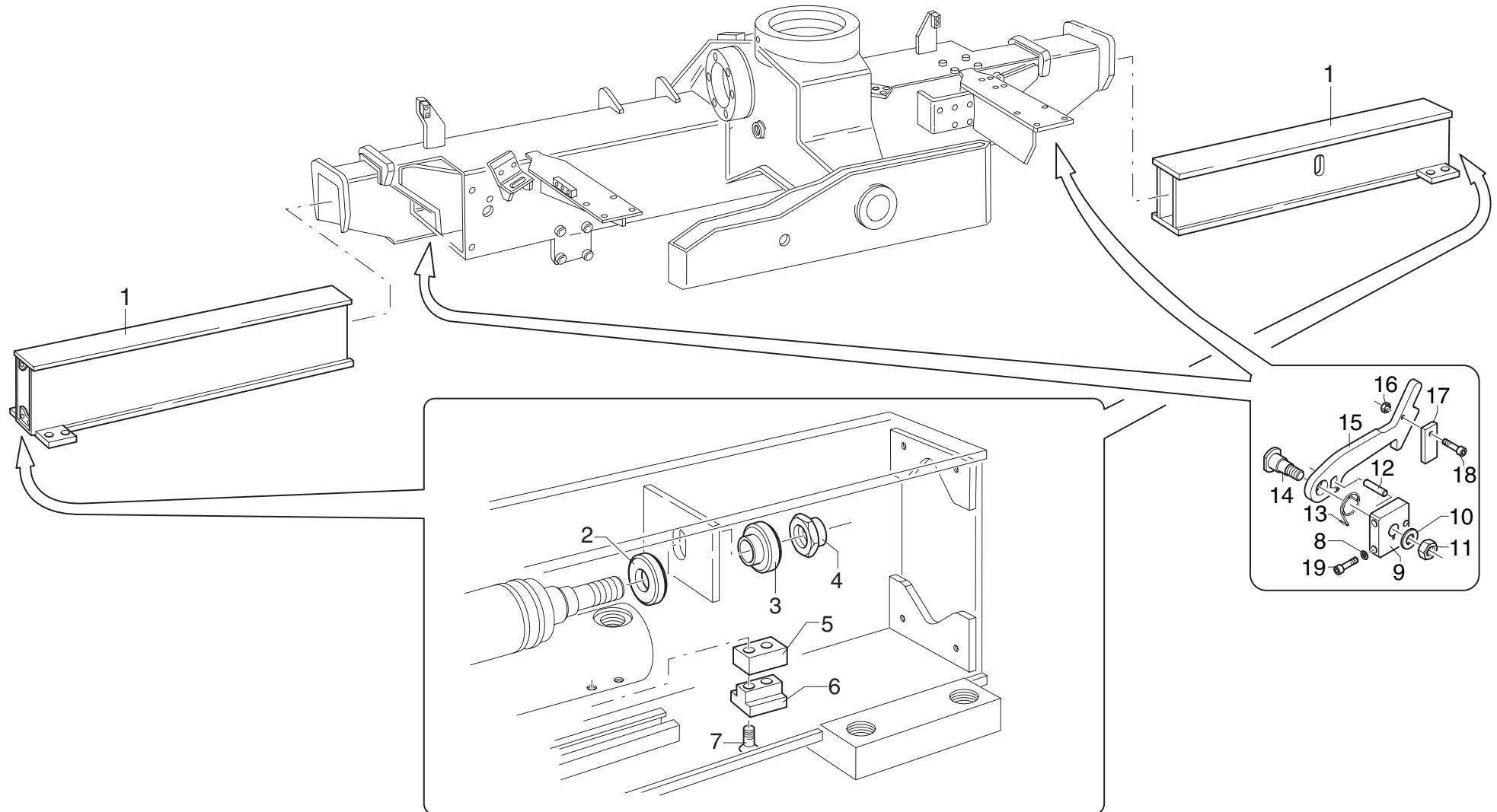
# BRACCI STABILIZZATORI EXTRA LARGHI

*Extralarge outrigger booms*

TAV. GB.02.01 3/3

matr. G.A39.0001

SERIE  
Wall Board



**Wall Board****matr. G.A39.0001****TAV. GB.02.01 3/3**

POS.	N° CODICE / CODE N°	Q.	DESCRIZIONE	DESCRIPTION
1	141979	2	BRACCIO	BOOM
2	208063	2	FERMO	RETAINER
3	208061	2	FERMO	RETAINER
4	191072	2	DADO	NUT
5	314398	2	SPESSORE	SHIM
6	373472	2	PATTINO	SLIDING BLOCK
7	497257	4	VITE	SCREW
8	417025	4	RONDELLA	WASHER
9	466552	2	SUPPORTO	SUPPORT
10	417005	2	ROSETTA	WASHER
11	191206	2	DADO	NUT
12	455023	2	SPINA	PIN
13	349129	2	MOLLA	SPRING
14	380229	2	PERNO	PIN
15	208209	2	FERMO	RETAINER
16	191033	2	DADO	NUT
17	208210	2	FERMO	RETAINER
18	497111	2	VITE	SCREW
19	497132	4	VITE	SCREW



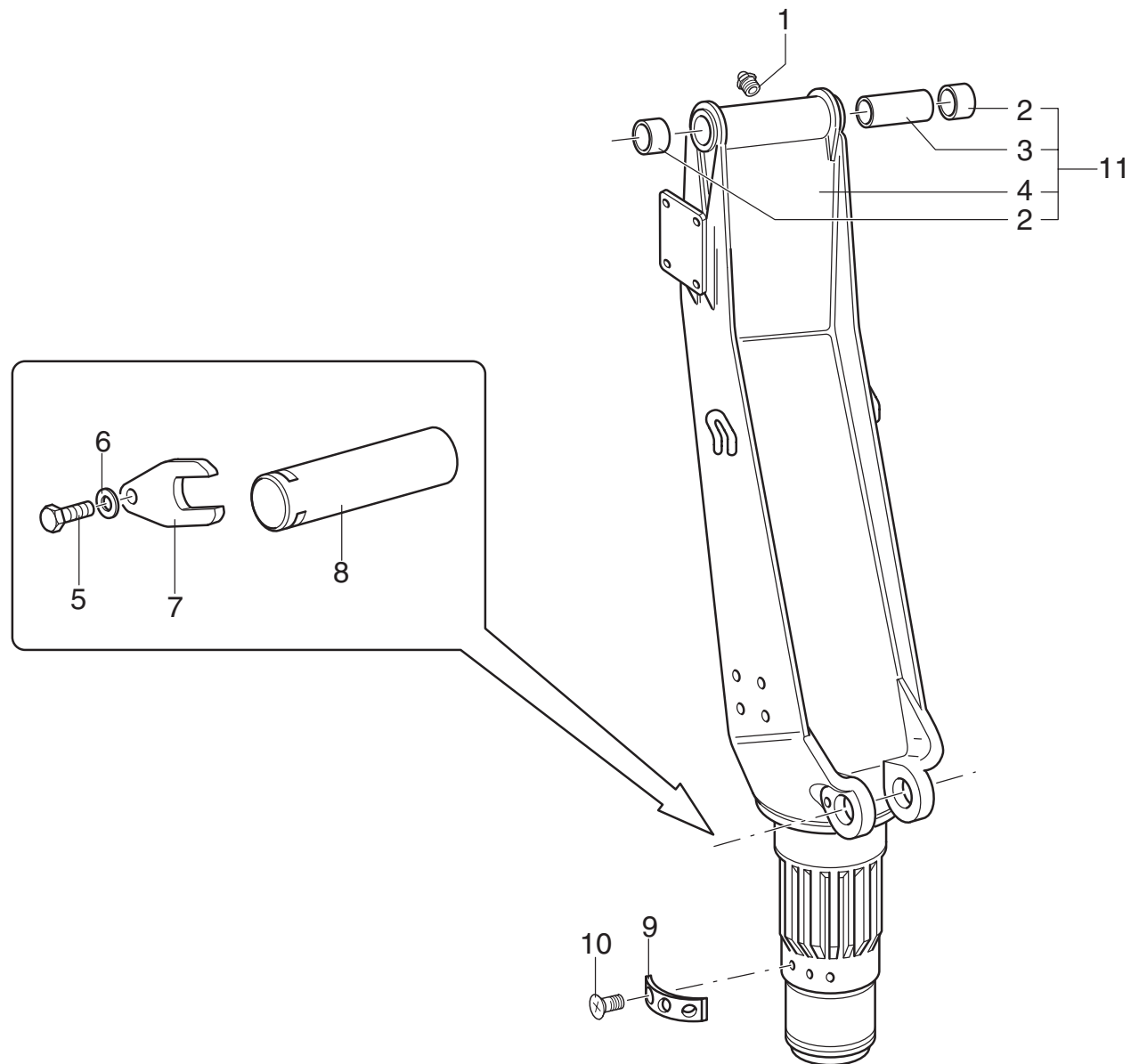
COLONNA

Column

TAV. GC.01.01

matr. G.A39.0001

SERIE  
Wall Board









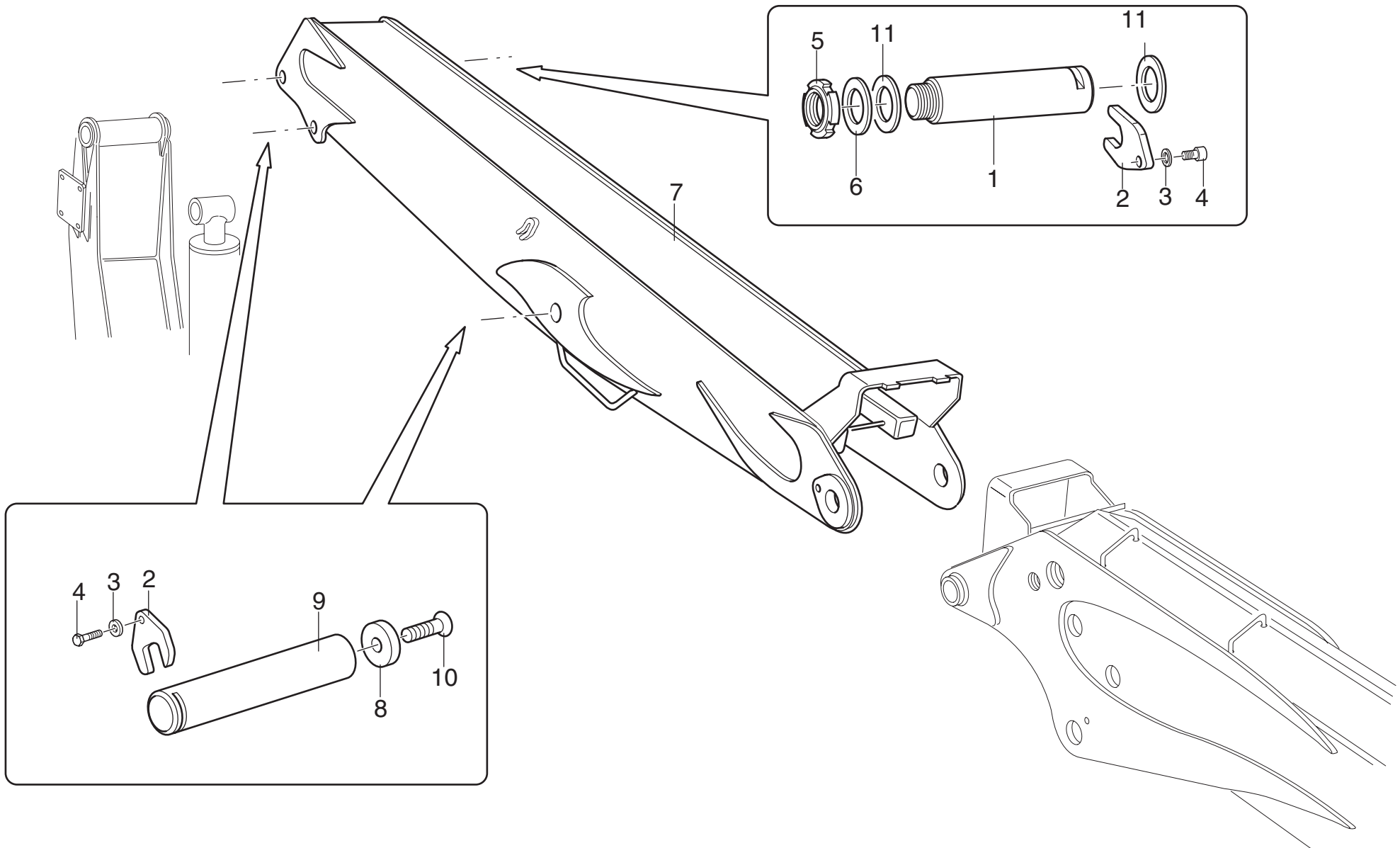
# BRACCIO PRINCIPALE

Main arm

TAV. GD.01.01

matr. G.A39.0001

SERIE  
Wall Board







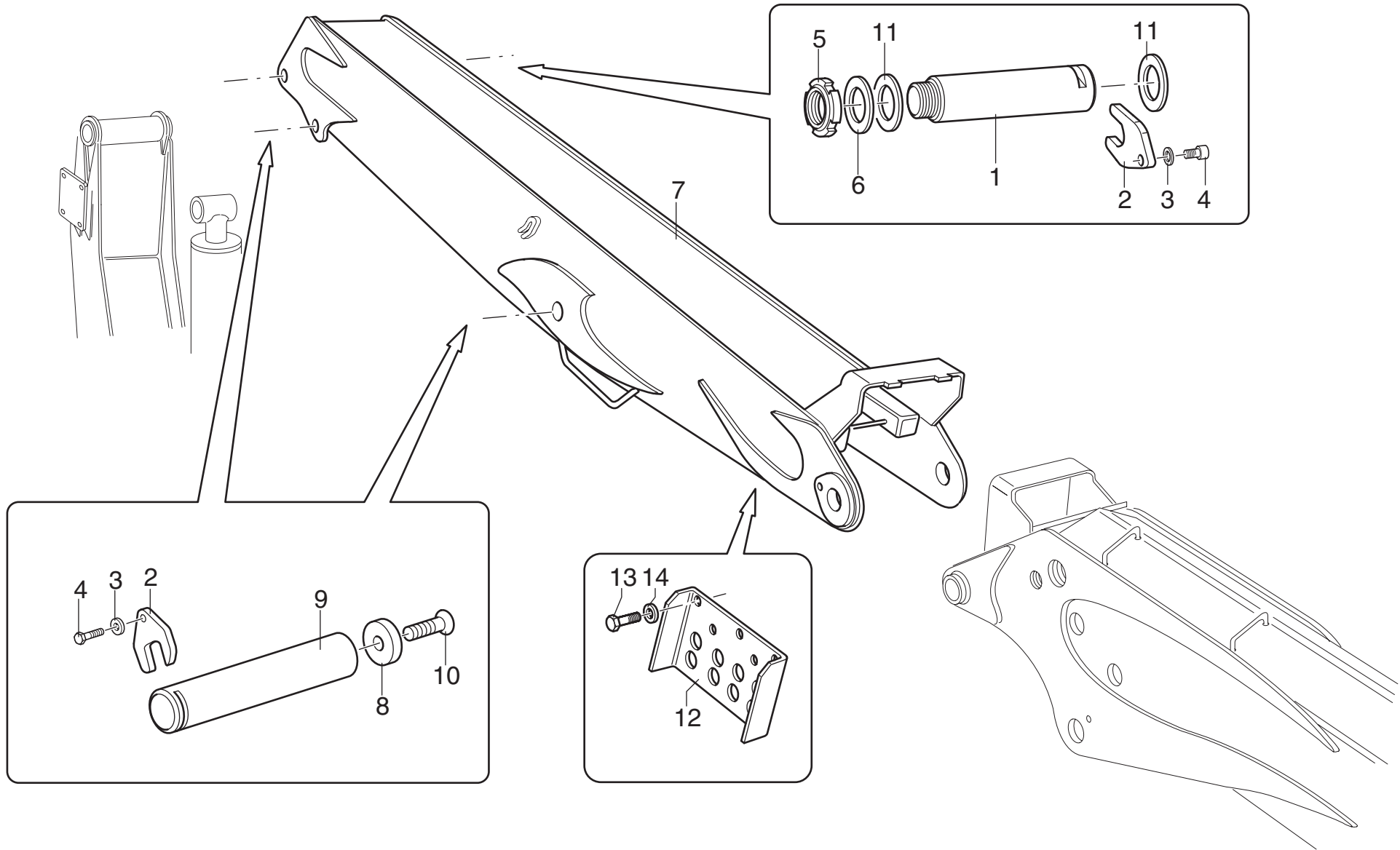
# BRACCIO PRINCIPALE

Main arm

TAV. GD.01.01A

matr. G.A39.0013

SERIE  
Wall Board



**Wall Board****matr. G.A39.0013****TAV. GD.01.01**

POS.	N° CODICE / CODE N°	Q.	DESCRIZIONE	DESCRIPTION
1	380088	1	PERNO	PIN
2	208067	3	FERMO	RETAINER
3	417028	3	RONDELLA	WASHER
4	497174	3	VITE	SCREW
5	237110	1	GHIERA	RING NUT
6	136052	1	DISTANZIALE	SPACER
7	345078	1	BRACCIO PRINCIPALE	MAIN ARM
8	208144	2	FERMO	RETAINER
9	379733	2	PERNO	PIN
10	497850	2	VITE	SCREW
11	112205	4	ANELLO	RING
12	403232	2	PROTEZIONE	PROTECTION
13	497143	10	VITE	SCREW
14	417026	10	RONDELLA	WASHER



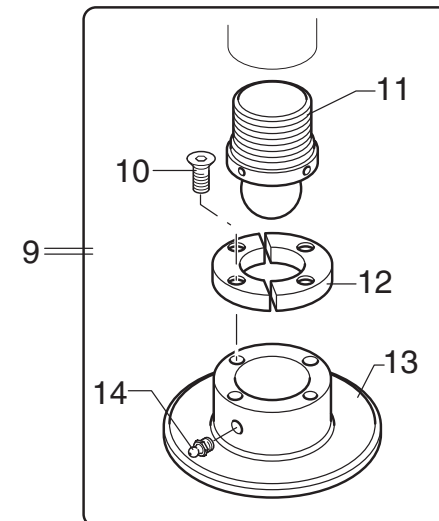
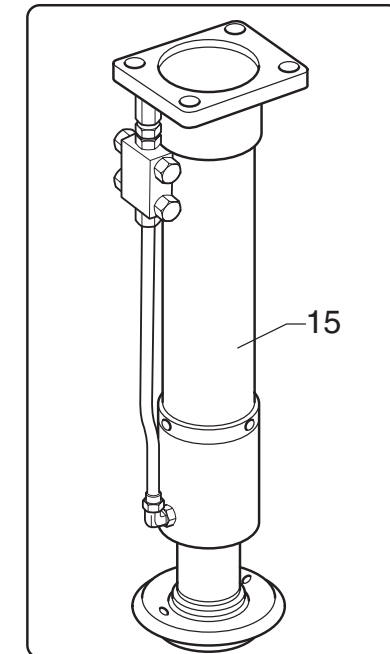
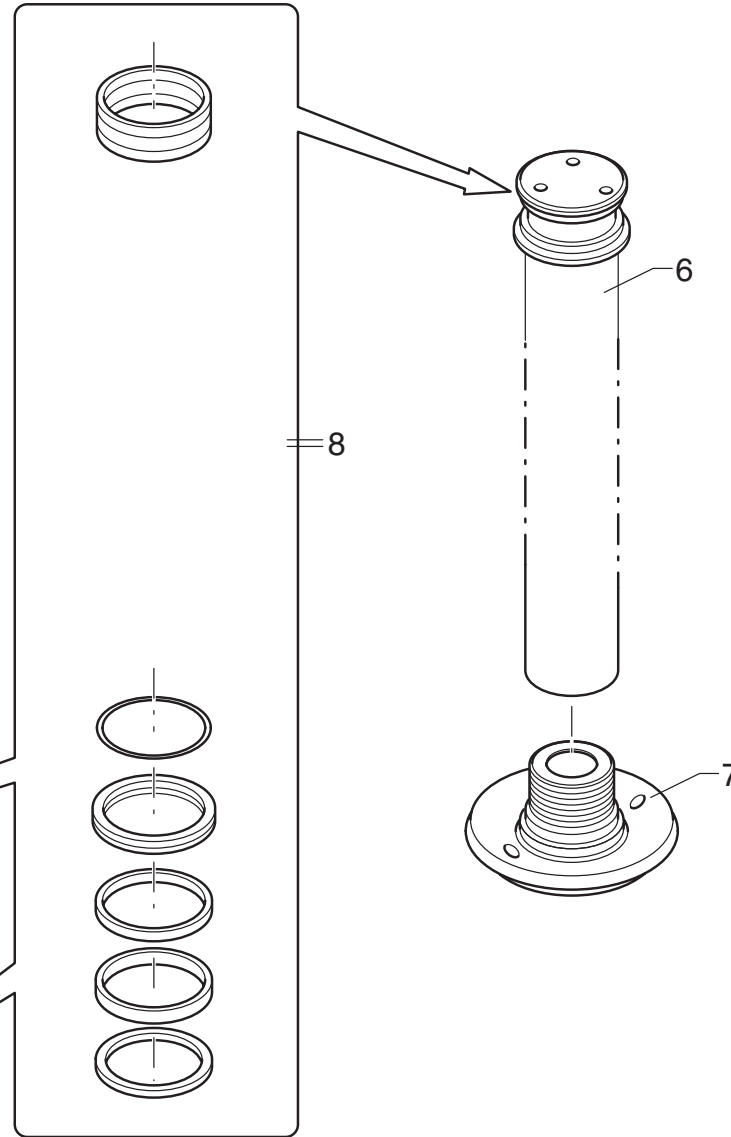
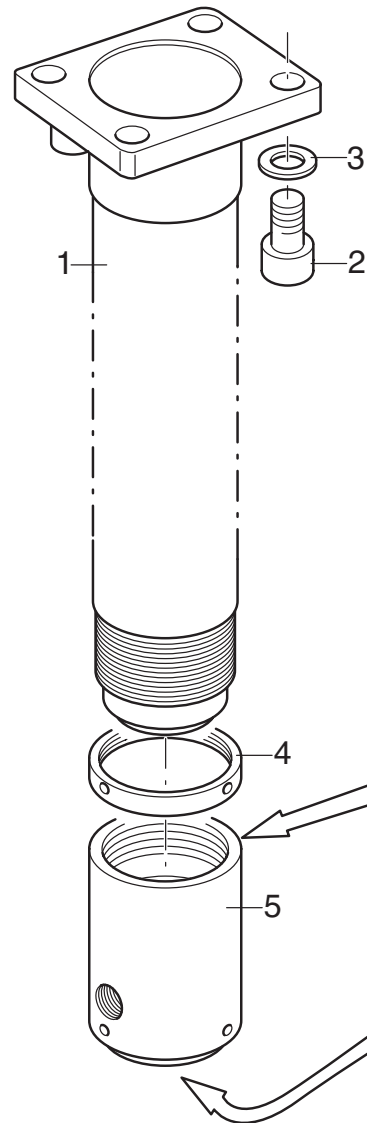
# MARTINETTO STABILIZZATORI "452426"

*Outriggers cylinder*

TAV. GE.01.01

matr. G.A39.0001

SERIE  
Wall Board



**Wall Board****matr. G.A39.0001****TAV. GE.01.01**

POS.	N° CODICE / CODE N°	Q.	DESCRIZIONE	DESCRIPTION
1	161251	1	CILINDRO	CYLINDER
2	498097	4	VITE	SCREW
3	417033	4	RONDELLA	WASHER
4	237114	1	GHIERA	RING NUT
5	479253	1	TESTATA	CYLINDER HEAD
6	121622	1	ASTA	ROD
7	465601	1	APPOGGIO	BEARING
8	289423	1	KIT GUARNIZIONI	SEAL KIT
9	277799	1	KIT APPOGGIO	BEARING KIT
10	498099	4	VITE	SCREW
11	447006	1	SFERA	BALL
12	219109	2	FLANGIA	FLANGE
13	465602	1	APPOGGIO	BEARING
14	281002	1	INGRASSATORE	GREASE FITTING
15	292004	1	KIT MARTINETTO	CYLINDER KIT



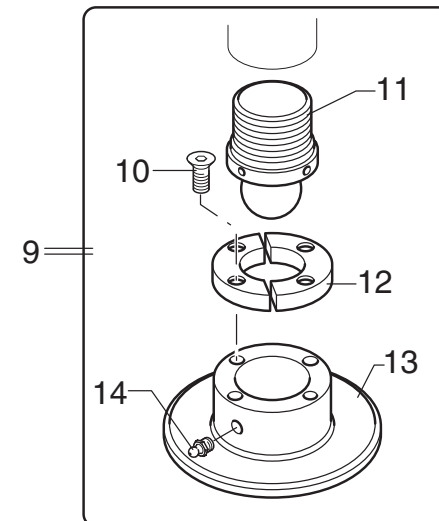
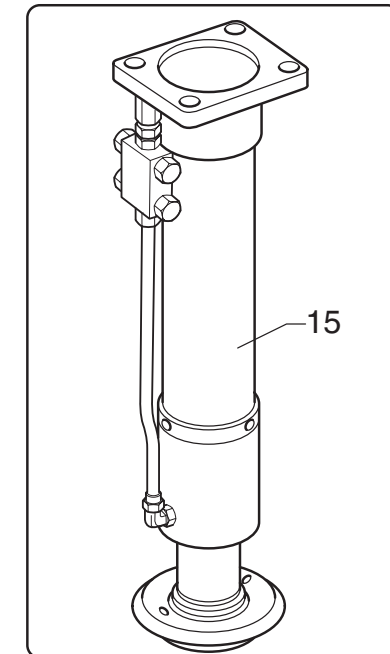
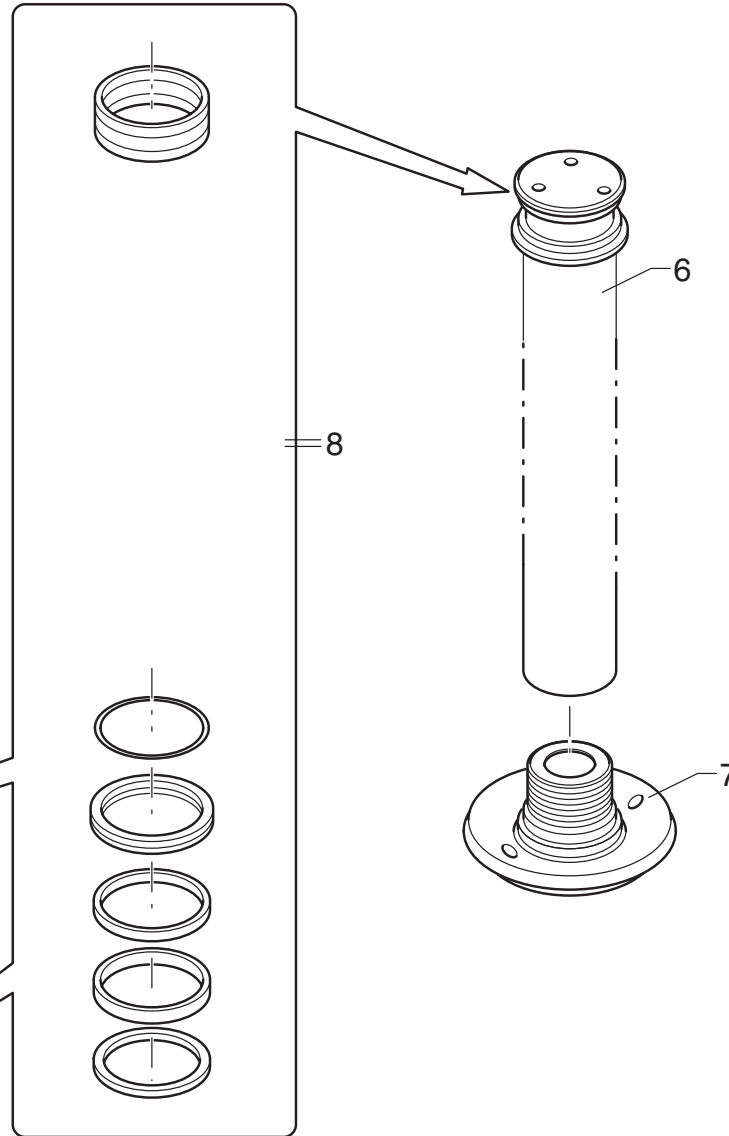
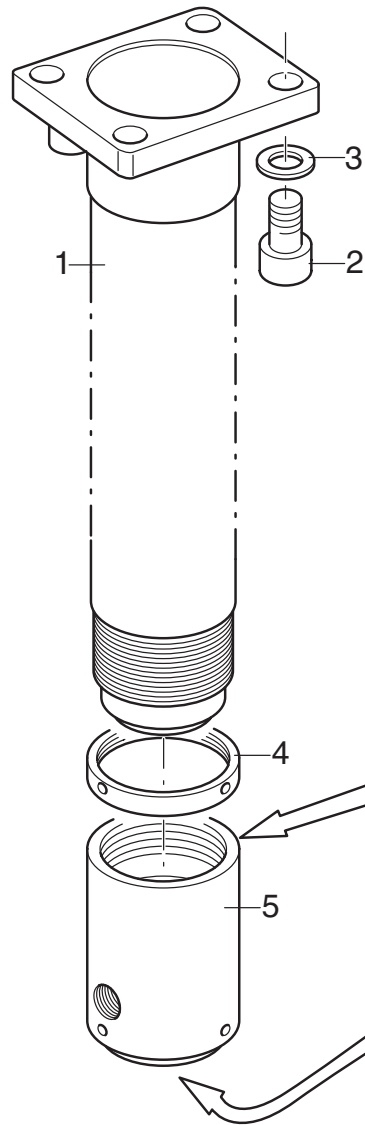
# MARTINETTO STABILIZZATORI "452426"

*Outriggers cylinder*

TAV. GE.01.01A

matr. C11108

SERIE  
Wall Board





**Wall Board****matr. C11108****TAV. GE.01.01A**

POS.	N° CODICE / CODE N°	Q.	DESCRIZIONE	DESCRIPTION
1	161251	1	CILINDRO	CYLINDER
2	498097	4	VITE	SCREW
3	417033	4	RONDELLA	WASHER
4	237114	1	GHIERA	RING NUT
5	479253	1	TESTATA	CYLINDER HEAD
6	121622	1	ASTA	ROD
7	465601	1	APPOGGIO	BEARING
8	289423	1	KIT GUARNIZIONI	SEAL KIT
9	277799	1	KIT APPOGGIO	BEARING KIT
10	498099	4	VITE	SCREW
11	447006	1	SFERA	BALL
12	219109	2	FLANGIA	FLANGE
13	465602	1	APPOGGIO	BEARING
14	281002	1	INGRASSATORE	GREASE FITTING
15	292179	1	KIT MARTINETTO	CYLINDER KIT



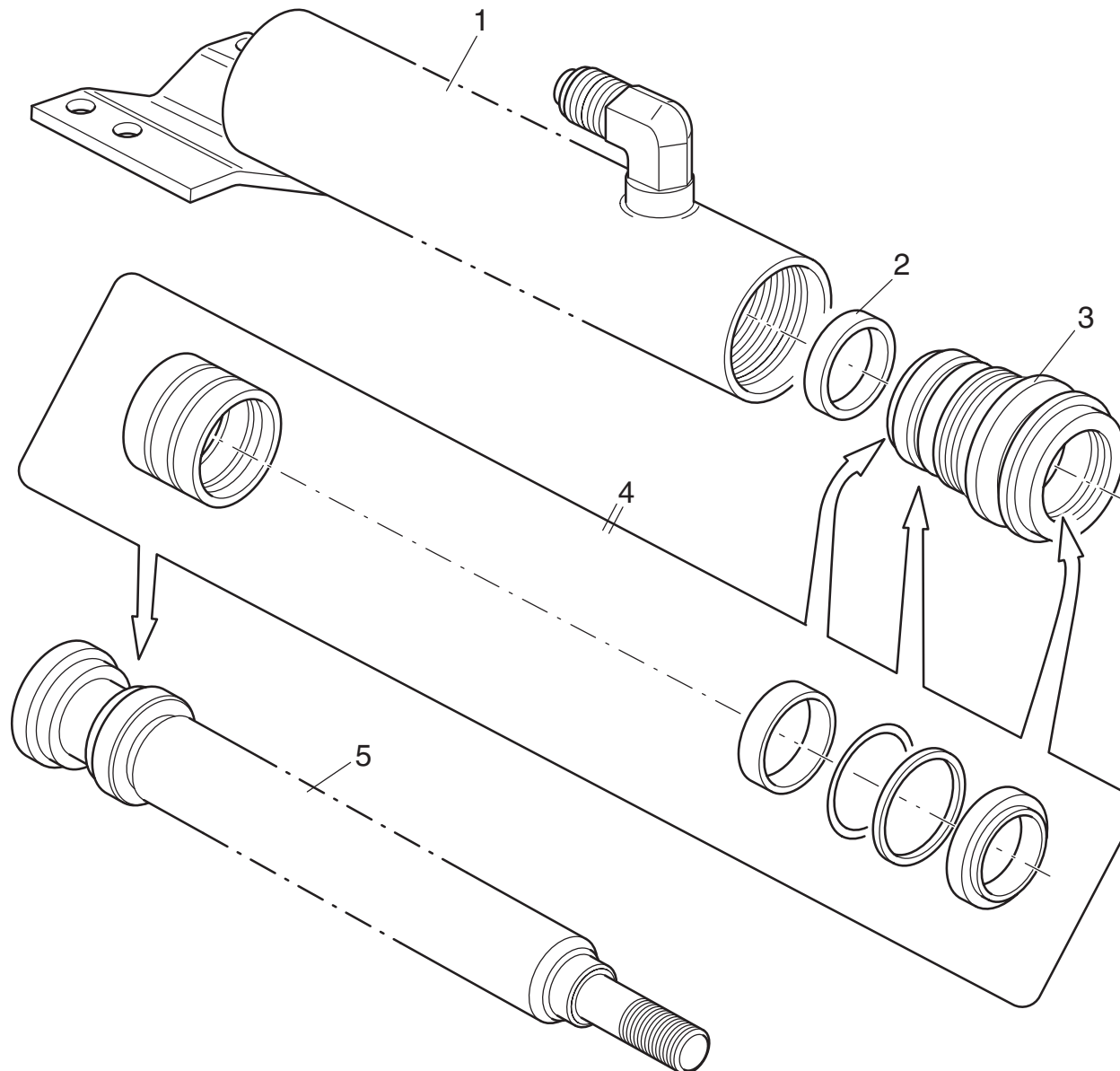
MARTINETTO SFILO BRACCI STABILIZZATORI "340034"

*Outrigger booms extension cylinder*

TAV. GE.02.01

matr. G.A39.0001

SERIE  
Wall Board







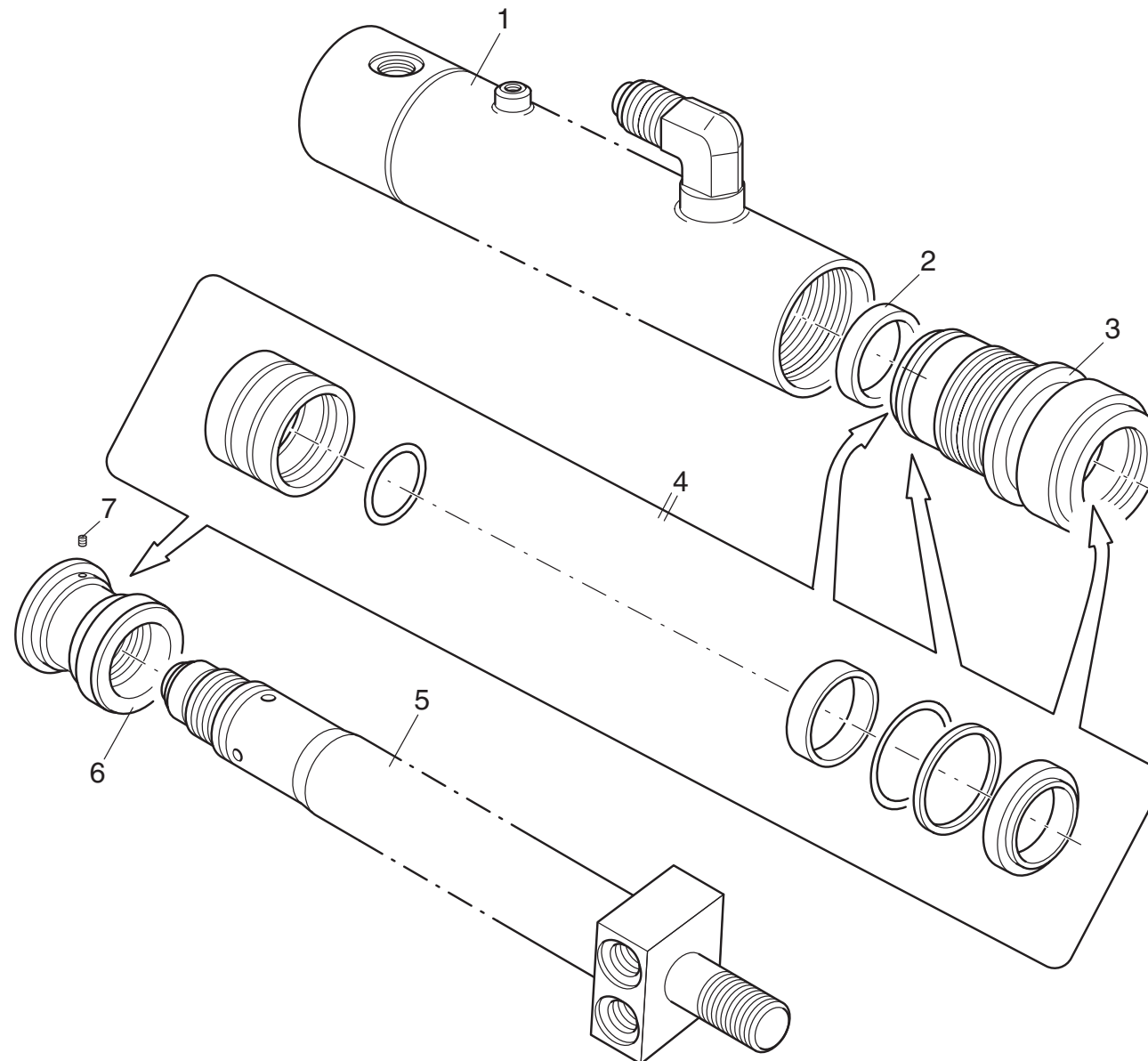
MARTINETTO SFILO BRACCI STABILIZZATORI "340022"

*Outrigger booms extension cylinder*

TAV. GE.03.01

matr. G.A39.0001

SERIE  
Wall Board







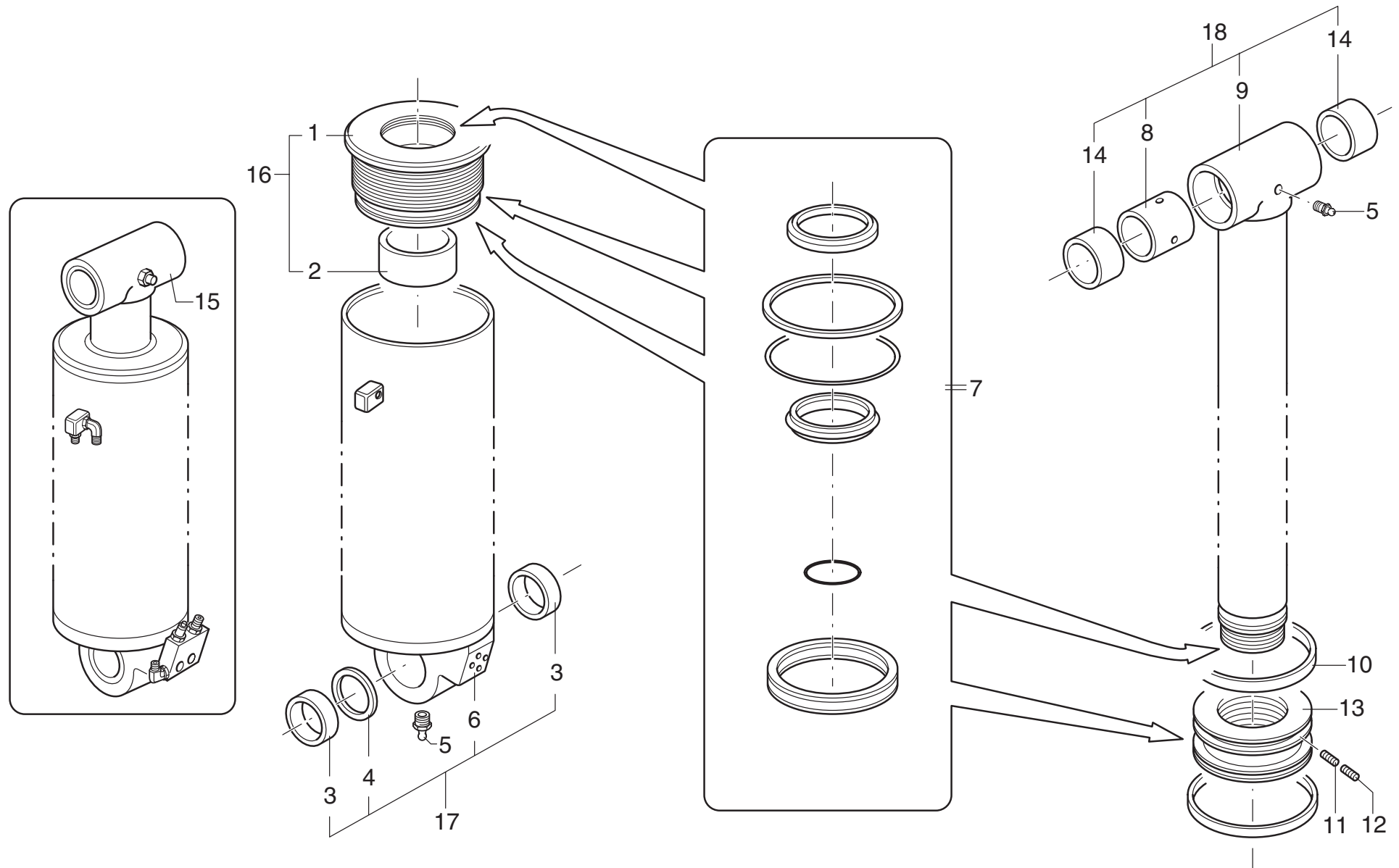
# MARTINETTO PRINCIPALE "456967"

Main cylinder

TAV. GF.01.01

matr. G.A39.0001

SERIE  
Wall Board



**Wall Board****matr. G.A39.0001****TAV. GF.01.01**

POS.	N° CODICE / CODE N°	Q.	DESCRIZIONE	DESCRIPTION
1	479289	1	TESTATA	CYLINDER HEAD
2	137103	1	BOCCOLA	BUSHING
3	137065	2	BOCCOLA	BUSHING
4	135061	1	DISTANZIALE	SPACER
5	281002	2	INGRASSATORE	GREASE FITTING
6	161529	1	CILINDRO	CYLINDER
7	288483	1	KIT GUARNIZIONI	SEAL KIT
8	137292	1	DISTANZIALE	SPACER
9	121498	1	ASTA	ROD
10	111074	2	ANELLO	RING
11	497287	1	VITE	SCREW
12	497170	1	VITE	SCREW
13	382311	1	PISTONE	PISTON
14	137108	2	BOCCOLA	BUSHING
15	292083	1	KIT MARTINETTO	CYLINDER KIT
16	288484	1	KIT TESTATA	CYLINDER HEAD KIT
17	288963	1	KIT CILINDRO	CYLINDER KIT
18	288964	1	KIT ASTA	ROD KIT



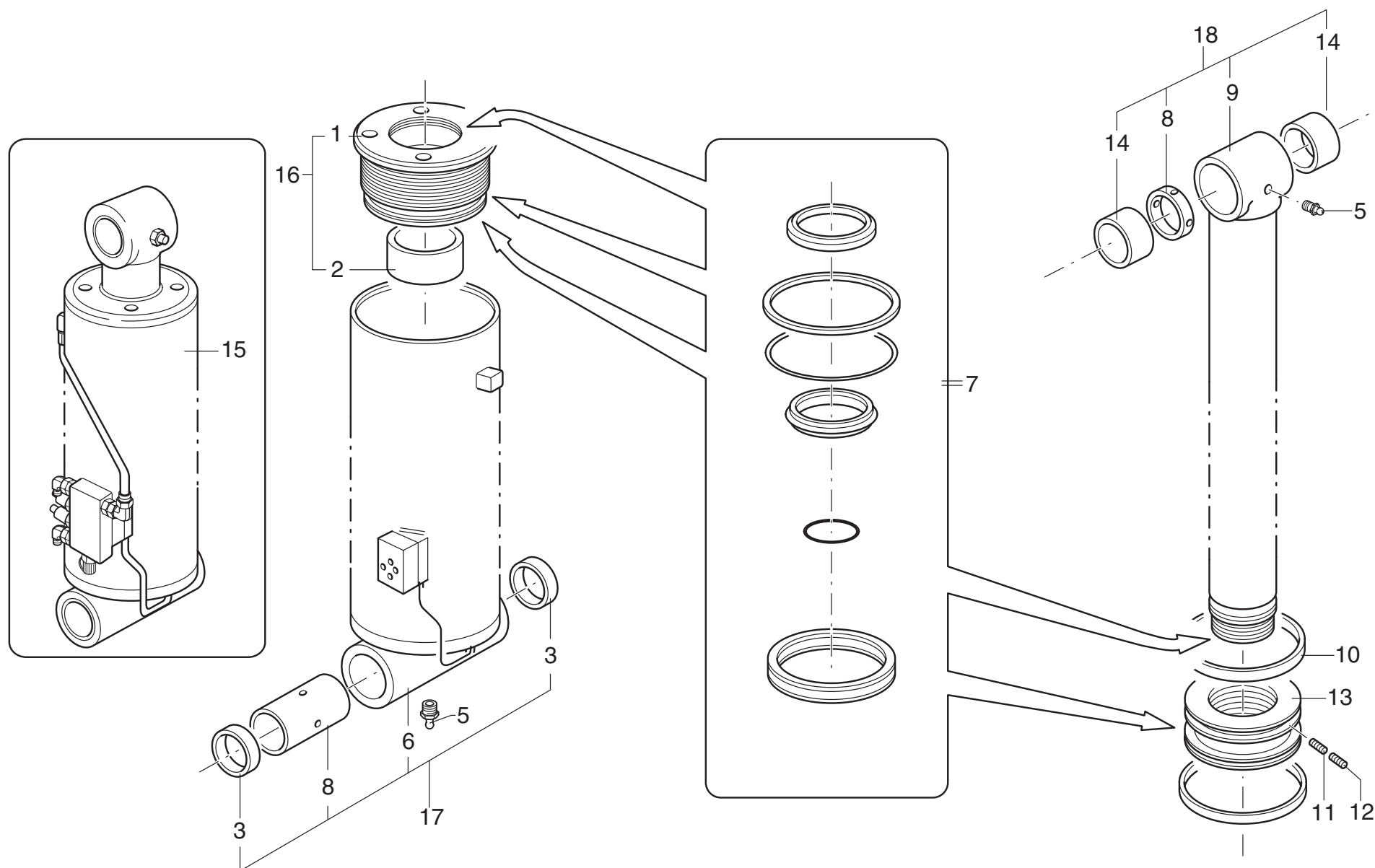
# MARTINETTO SECONDARIO "456968"

Secondary cylinder

TAV. GF.02.01

matr. G.A39.0001

SERIE  
Wall Board









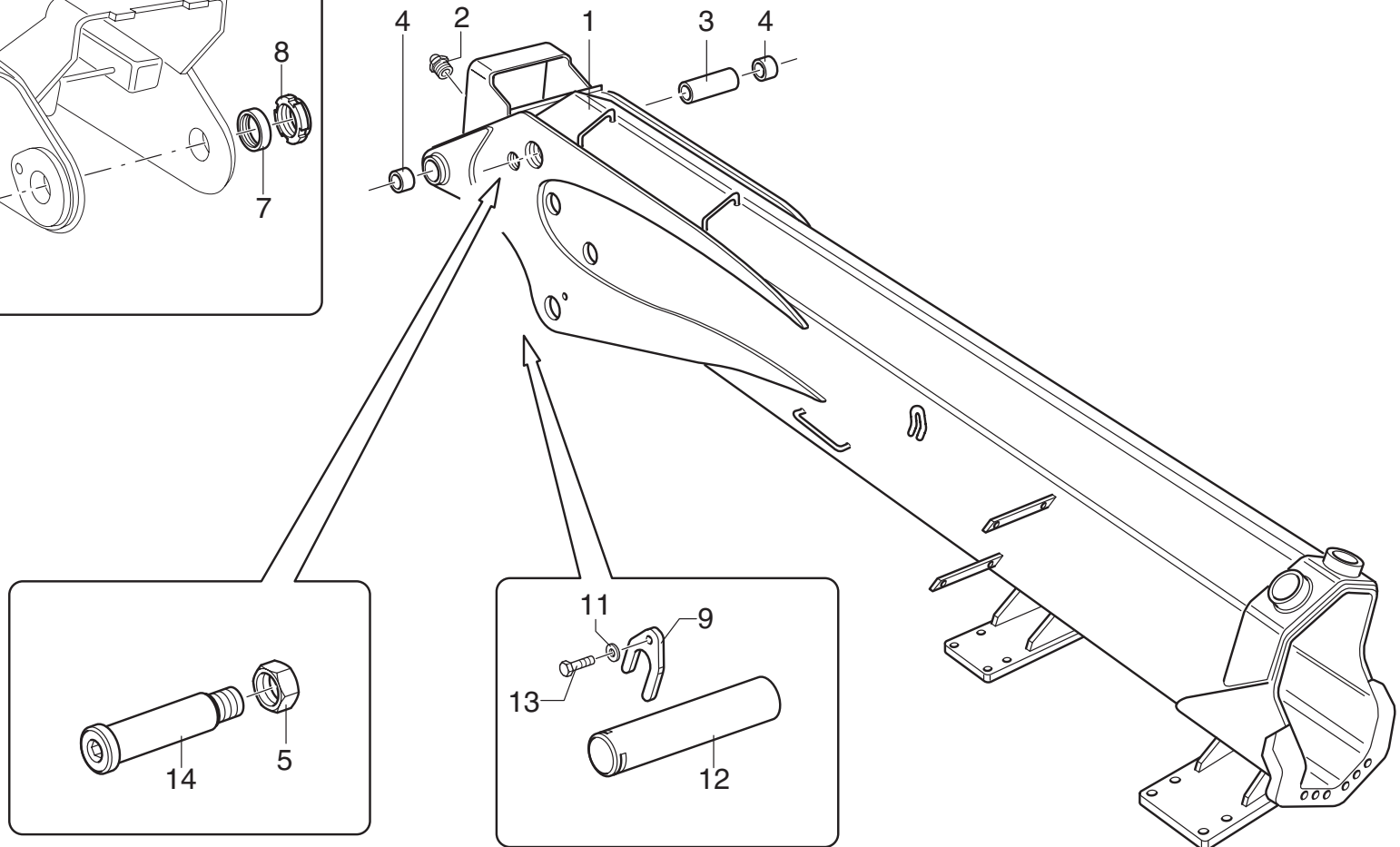
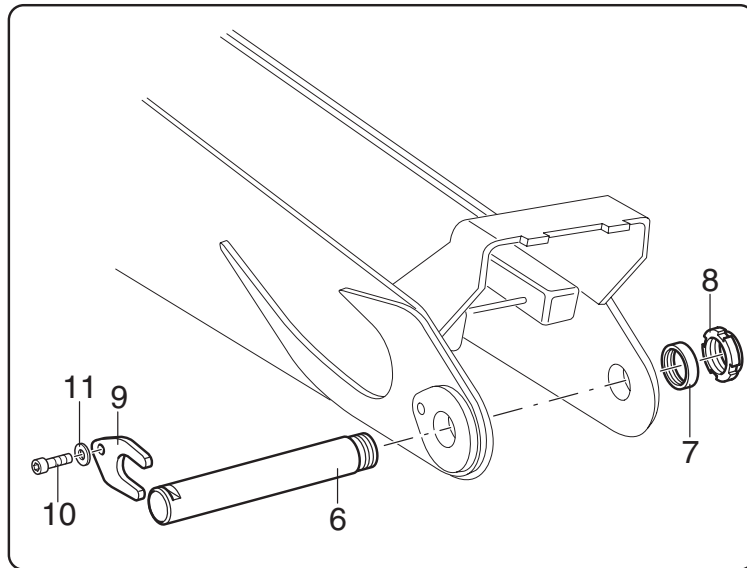
# BRACCIO SECONDARIO

Secondary arm

TAV. GG.02.01

matr. G.A39.0001

SERIE  
Wall Board



**Wall Board**

matr. G.A39.0001

TAV. GG.02.01

POS.	N° CODICE / CODE N°	Q.	DESCRIZIONE	DESCRIPTION
1	142121	1	BRACCIO SECONDARIO	SECONDARY
2	281002	1	INGRASSATORE	GREASE
3	136055	1	BOCCOLA	BUSHING
4	137108	2	BOCCOLA	BUSHING
5	191176	1	DADO	NUT
6	380089	1	PERNO	PIN
7	136052	1	BOCCOLA	BUSHING
8	237110	1	GHIERA	RINGNUT
9	208067	2	FERMO	RETAINER
10	497176	1	VITE	SCREW
11	417028	2	RONDELLA	WASHER
12	380087	1	PERNO	PIN
13	497174	1	VITE	SCREW
14	380096	1	PERNO	PIN



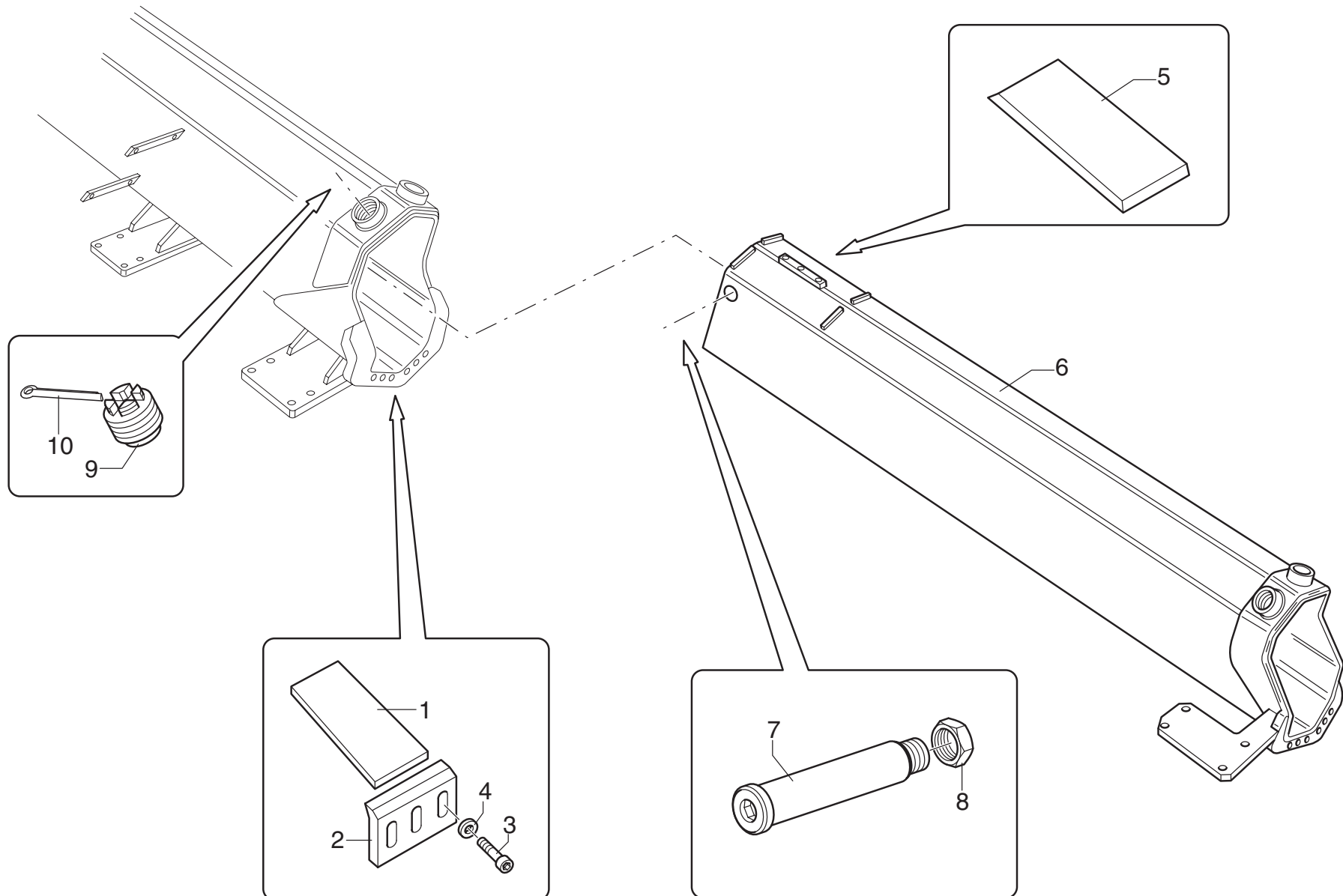
# 1° BRACCIO SFILO IDRAULICO

First arm - hydraulic extension

TAV. GG.03.01

matr. G.A39.0001

SERIE  
Wall Board



**Wall Board****matr. G.A39.0001****TAV. GG.03.01**

POS.	N° CODICE / CODE N°	Q.	DESCRIZIONE	DESCRIPTION
1	373574	2	PATTINO	SLIDING BLOCK
2	208137	2	FERMO	RETAINER
3	497132	6	VITE	SCREW
4	417004	6	RONDELLA	WASHER
5	373571	2	PATTINO	SLIDING BLOCK
6	142122	1	1° BRACCIO SFILO IDRAULICO	FIRST ARM - HYDRAULIC EXTENSION
7	380094	1	PERNO	PIN
8	191176	1	DADO	NUT
9	373511	2	PATTINO	SLIDING BLOCK
10	177037	2	COPIGLIA	SPLIT PIN



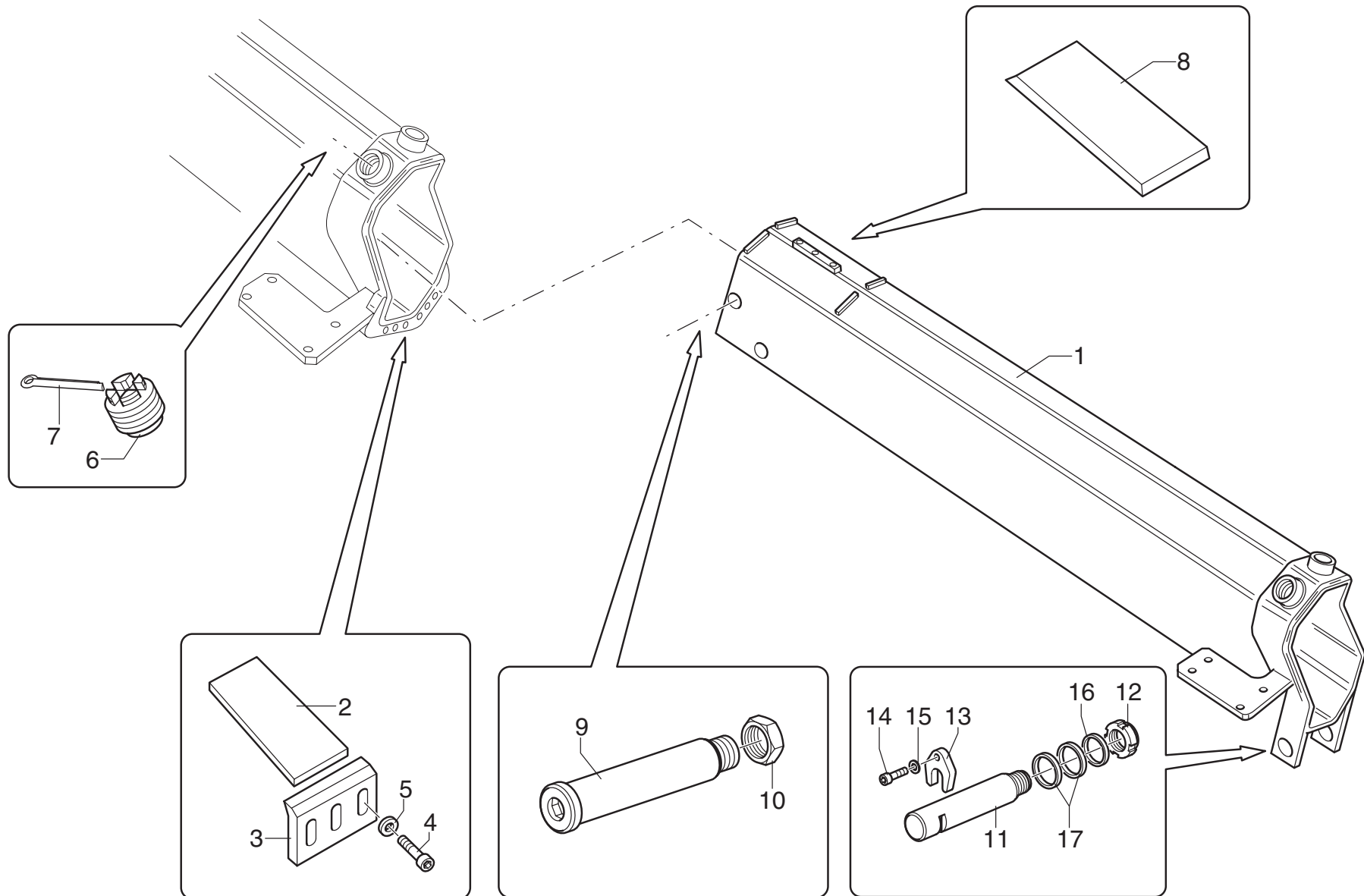
## 2° BRACCIO SFILO IDRAULICO (WB 44')

*Second arm - hydraulic extension*

TAV. GG.04.01

matr. G.A39.0001

SERIE  
Wall Board



**Wall Board 44'****matr. G.A39.0001****TAV. GG.04.01**

POS.	N° CODICE / CODE N°	Q.	DESCRIZIONE	DESCRIPTION
1	142152	1	SECONDO BRACCIO SFILO IDRAULICO	SECOND ARM - HYDRAULIC EXTENSION
2	373571	2	PATTINO	SLIDING BLOCK
3	208137	2	FERMO	RETAINER
4	497132	6	VITE	SCREW
5	417004	6	RONDELLA	WASHER
6	373511	2	PATTINO	SLIDING BLOCK
7	177037	2	COPPIGLIA	SPLIT PIN
8	373568	2	PATTINO	SLIDING BLOCK
9	380095	1	PERNO	PIN
10	191176	1	DADO	NUT
11	380091	1	PERNO	PIN
12	273015	1	GHIERA	RING NUT
13	208079	1	FERMO	RETAINER
14	497161	1	VITE	SCREW
15	417027	1	RONDELLA	WASHER
16	135525	1	BOCCOLA	BUSHING
17	136063	2	BOCCOLA	BUSHING



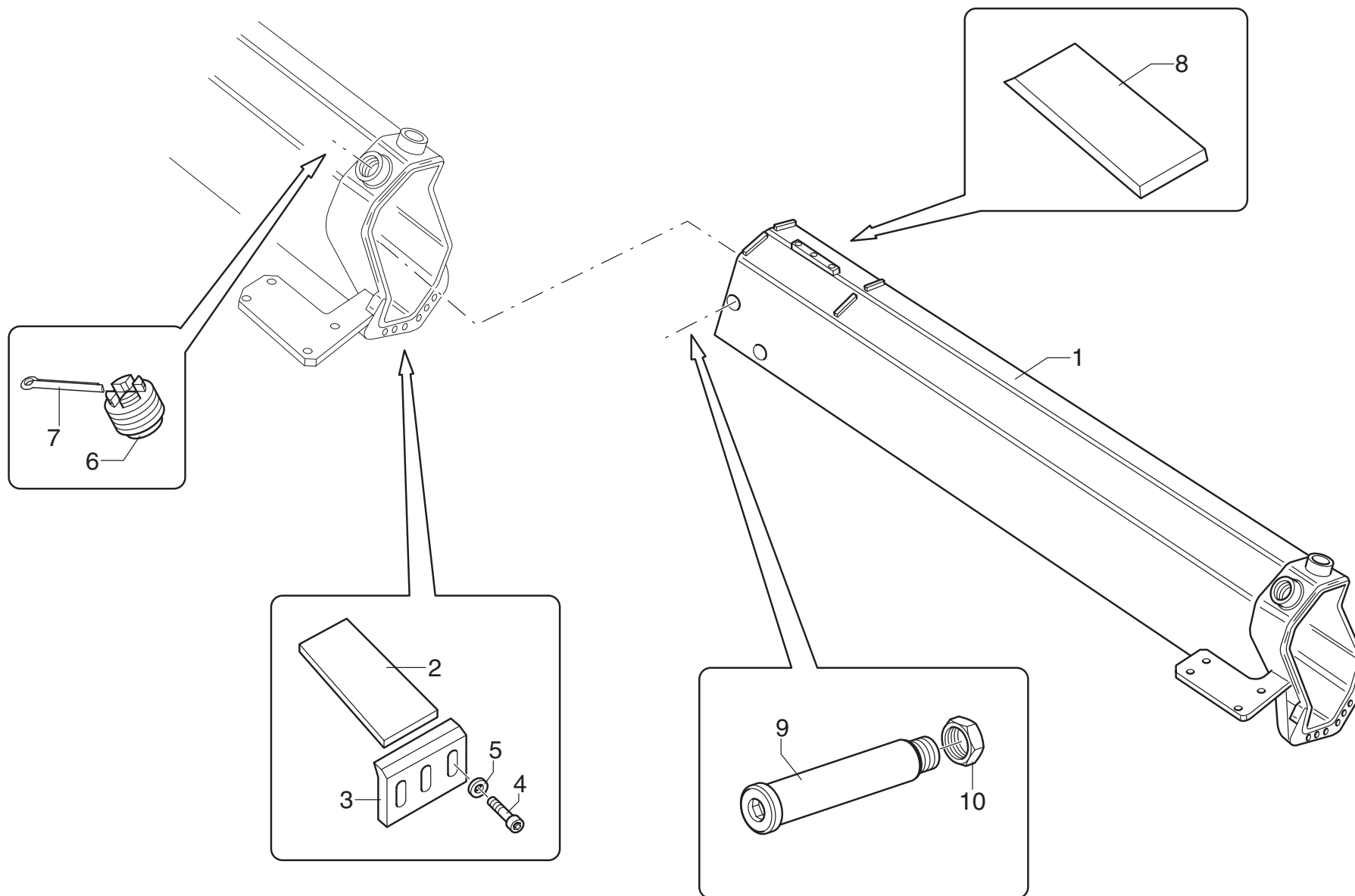
2° BRACCIO SFILO IDRAULICO (WB 52' - WB 60')

Second arm - hydraulic extension

TAV. GG.04.02

matr. G.A39.0001

SERIE  
Wall Board





**Wall Board 52' - 60'****matr. G.A39.0001****TAV. GG.04.02**

POS.	N° CODICE / CODE N°	Q.	DESCRIZIONE	DESCRIPTION
1	142123	1	SECONDO BRACCIO SFILO IDRAULICO	SECOND ARM - HYDRAULIC EXTENSION
2	373571	2	PATTINO	SLIDING BLOCK
3	208137	2	FERMO	RETAINER
4	497132	6	VITE	SCREW
5	417004	6	RONDELLA	WASHER
6	373511	2	PATTINO	SLIDING BLOCK
7	177037	2	COPPIGLIA	SPLIT PIN
8	373568	2	PATTINO	SLIDING BLOCK
9	380095	1	PERNO	PIN
10	191176	1	DADO	NUT



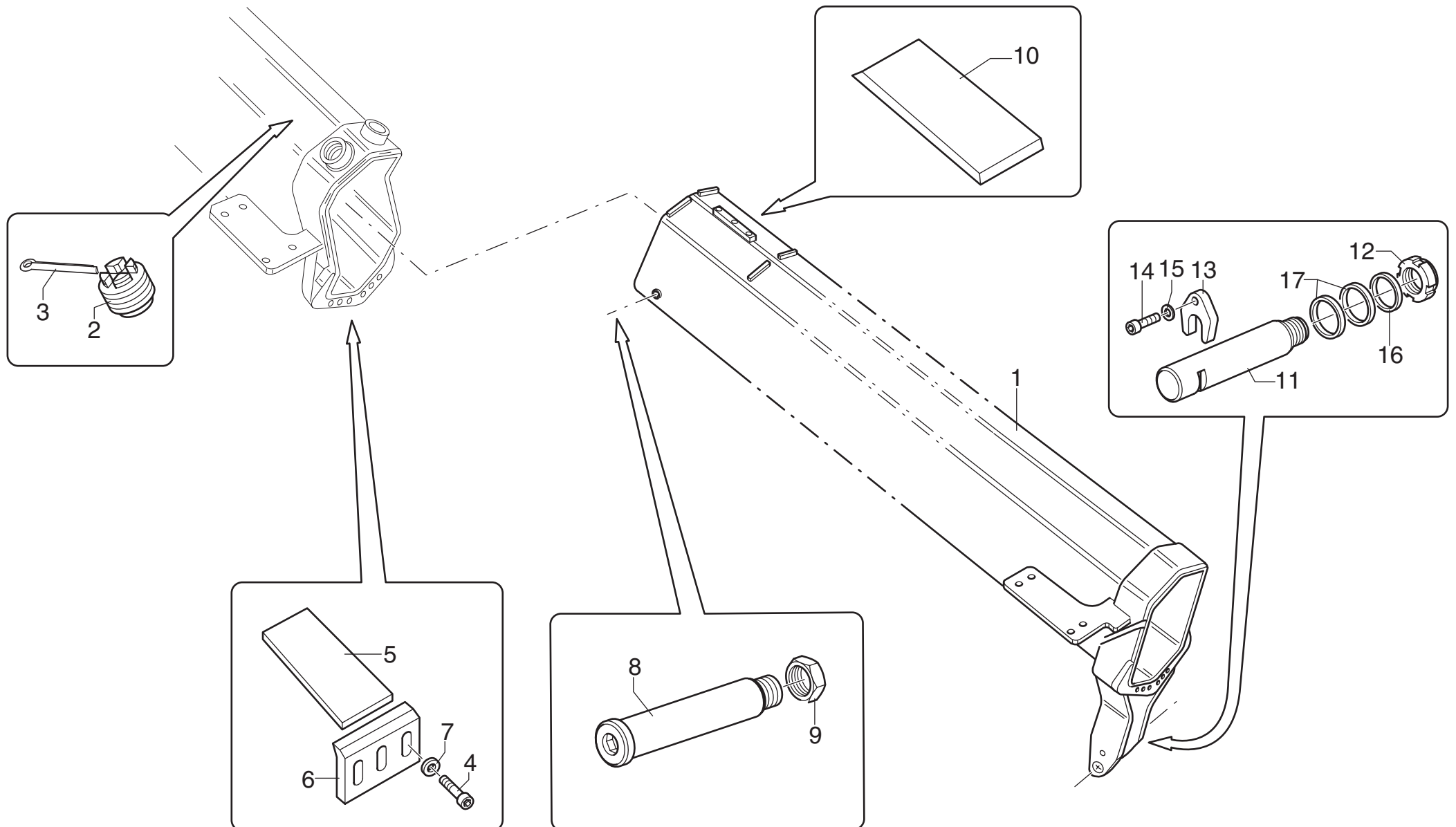
### 3° BRACCIO SFILO IDRAULICO (WB 52')

*Third arm - hydraulic extension*

TAV. GG.05.01

matr. G.A39.0001

**SERIE**  
**Wall Board**



**Wall Board 52'****matr. G.A39.0001****TAV. GG.05.01**

POS.	N° CODICE / CODE N°	Q.	DESCRIZIONE	DESCRIPTION
1	142126	1	3° BRACCIO SFILO IDRAULICO	THIRD ARM - HYDRAULIC EXTENSION
2	373511	2	PATTINO	SLIDING BLOCK
3	177037	2	COPPIGLIA	SPLIT PIN
4	497132	6	VITE	SCREW
5	373568	2	PATTINO	SLIDING BLOCK
6	208137	2	FERMO	RETAINER
7	417004	6	RONDELLA	WASHER
8	380095	1	PERNO	PIN
9	191176	1	DADO	NUT
10	373565	2	PATTINO	SLIDING BLOCK
11	380091	1	PERNO	PIN
12	237015	1	GHIERA	RING NUT
13	208079	1	FERMO	RETAINER
14	497161	1	VITE	SCREW
15	417027	1	RONDELLA	WASHER
16	135525	1	BOCCOLA	BUSHING
17	136063	2	BOCCOLA	BUSHING



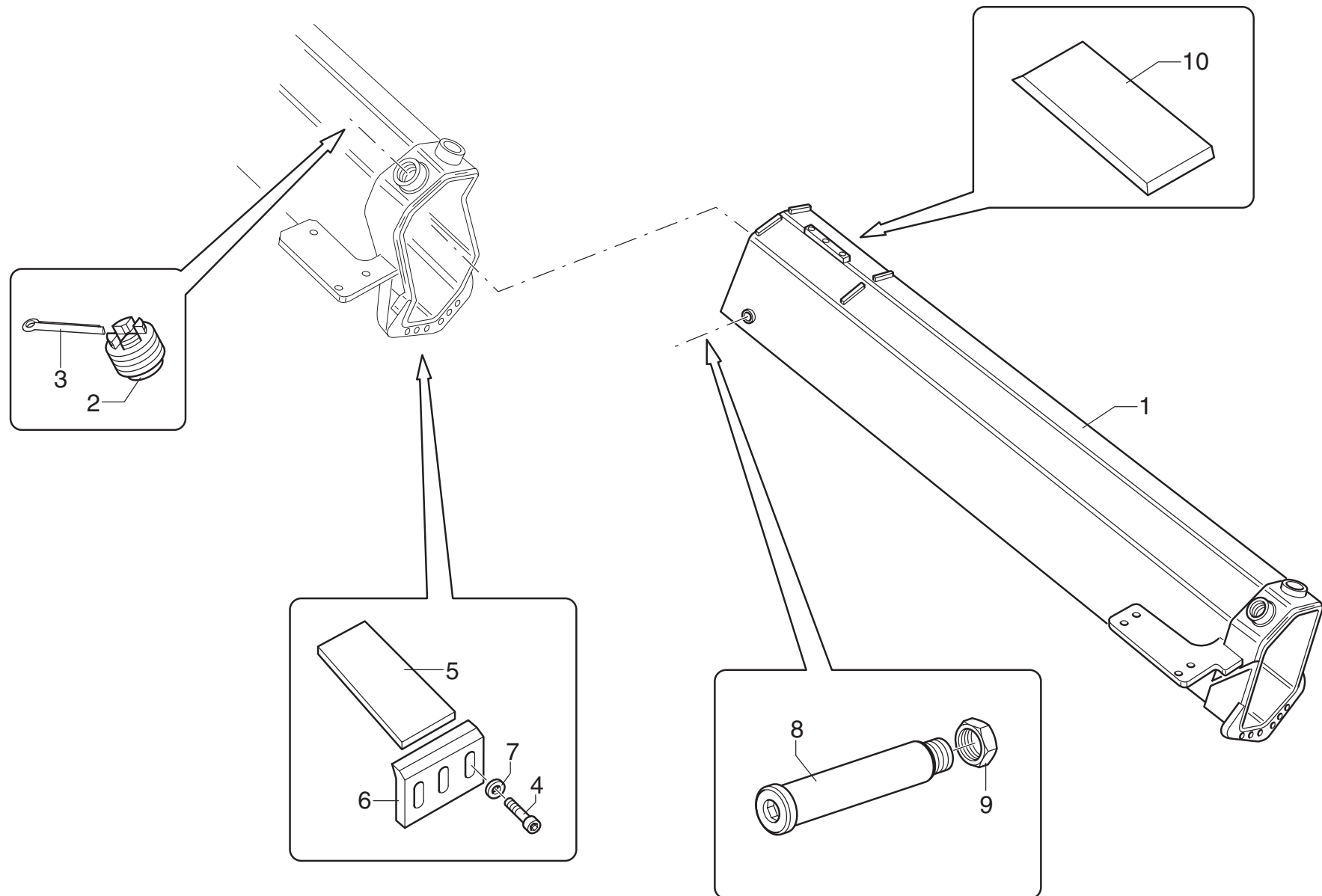
**3° BRACCIO SFILO IDRAULICO (WB 60')**

*Third arm - hydraulic extension*

TAV. GG.05.02

matr. G.A39.0001

**SERIE**  
**Wall Board**



**Wall Board 60'****matr. G.A39.0001****TAV. GG.05.02**

POS.	N° CODICE / CODE N°	Q.	DESCRIZIONE	DESCRIPTION
1	142124	1	3° BRACCIO SFILO IDRAULICO	THIRD ARM - HYDRAULIC EXTENSION
2	373511	2	PATTINO	SLIDING BLOCK
3	177037	2	COPPIGLIA	SPLIT PIN
4	497132	6	VITE	SCREW
5	373568	2	PATTINO	SLIDING BLOCK
6	208137	2	FERMO	RETAINER
7	417004	6	RONDELLA	WASHER
8	380095	1	PERNO	PIN
9	191176	1	DADO	NUT
10	373565	2	PATTINO	SLIDING BLOCK



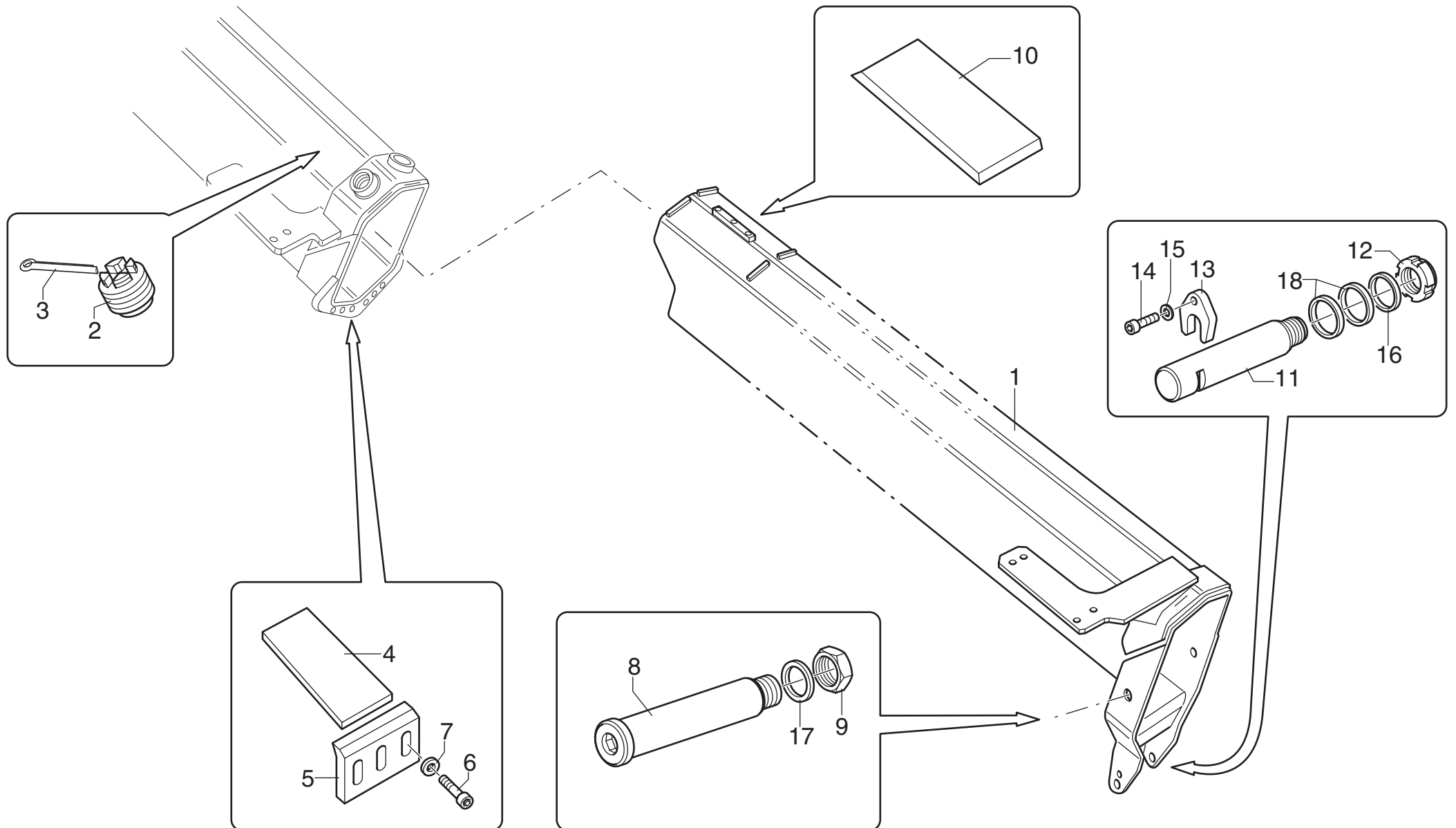
# 4° BRACCIO SFILO IDRAULICO (WB 60')

Fourth arm - hydraulic extension

TAV. GG.06.01

matr. G.A39.0001

SERIE  
Wall Board



**Wall Board 60'****matr. G.A39.0001****TAV. GG.06.01**

POS.	N° CODICE / CODE N°	Q.	DESCRIZIONE	DESCRIPTION
1	142125	1	4° BRACCIO SFILO IDRAULICO	FOURTH ARM - HYDRAULIC EXTENSION
2	373511	2	PATTINO	SLIDING BLOCK
3	177037	2	COPIGLIA	SPILT PIN
4	373565	2	PATTINO	SLIDIN GBLOCK
5	208137	2	FERMO	RETAINER
6	497132	6	VITE	SCREW
7	417004	6	RONDELLA	WASHER
8	380098	1	PERNO	PIN
9	191176	1	DADO	NUT
10	373562	2	PATTINO	SLIDING BLOCK
11	380091	1	PERNO	PIN
12	237015	1	GHIERA	RING NUT
13	208079	1	FERMO	RETAINER
14	497161	1	VITE	SCREW
15	417027	1	RONDELLA	WASHER
16	135525	1	BOCCOLA	BUSHING
17	417010	1	RONDELLA	WASHER
18	136063	2	BOCCOLA	BUSHING



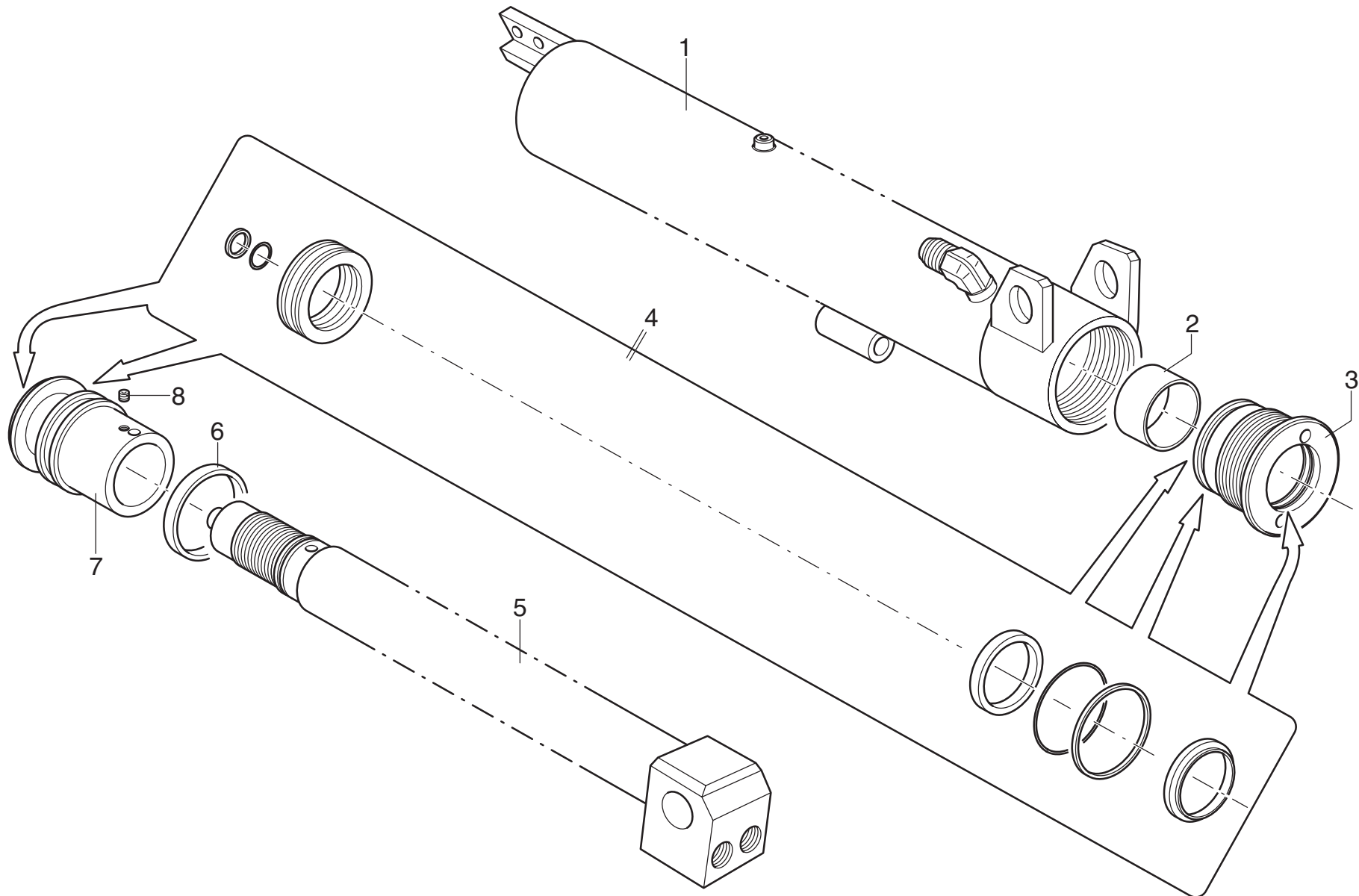
MARTINETTO SFILO 1° BRACCIO IDRAULICO "340029"

*Extension cylinder - First hydraulic arm*

TAV. GH.02.01

matr. G.A39.0001

SERIE  
Wall Board





**Wall Board****matr. G.A39.0001****TAV. GH.02.01**

<b>POS.</b>	<b>N° CODICE / CODE N°</b>	<b>Q.</b>	<b>DESCRIZIONE</b>	<b>DESCRIPTION</b>
1	161566	1	CILINDRO	CYLINDER
2	137305	1	BOCCOLA	BUSHING
3	479171	1	TESTATA	CYLINDER HEAD
4	288918	1	KIT GUARNIZIONI	SEAL KIT
5	121527	1	ASTA	ROD
6	111053	1	ANELLO	RING
7	382329	1	PISTONE	PISTON
8	497287	1	VITE	SCREW



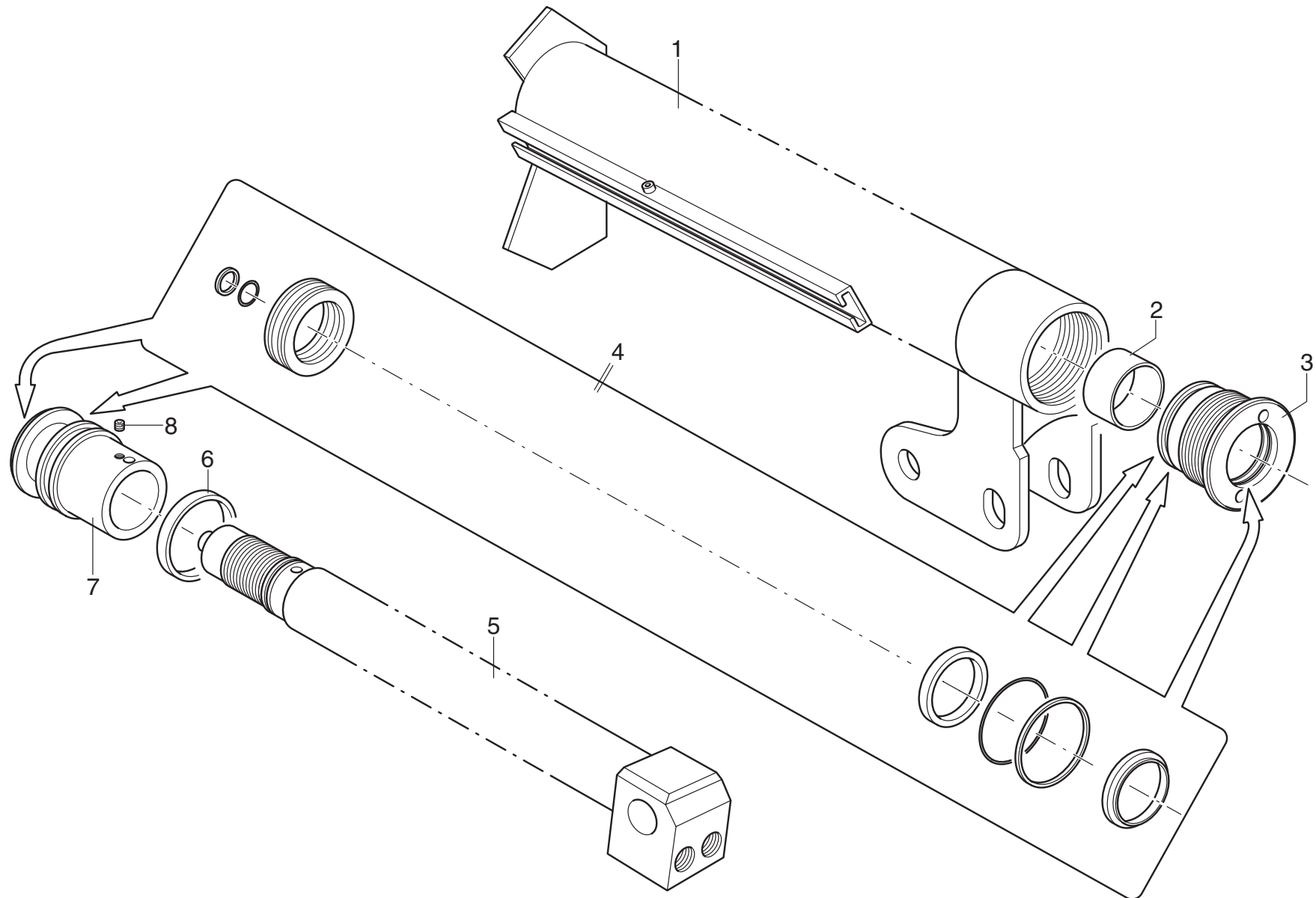
MARTINETTO SFILO 2° BRACCIO IDRAULICO "340287" (WB 44')

*Extension cylinder - Second hydraulic arm*

TAV. GH.03.01

matr. G.A39.0001

SERIE  
Wall Board



**Wall Board 44'****matr. G.A39.0001****TAV. GH.03.01**

POS.	N° CODICE / CODE N°	Q.	DESCRIZIONE	DESCRIPTION
1	161750	1	CILINDRO	CYLINDER
2	137305	1	BOCCOLA	BUSHING
3	479171	1	TESTATA	CYLINDER HEAD
4	288918	1	KIT GUARNIZIONI	SEAL KIT
5	121527	1	ASTA	ROD
6	111053	1	ANELLO	RING
7	382329	1	PISTONE	PISTON
8	497287	1	VITE	SCREW



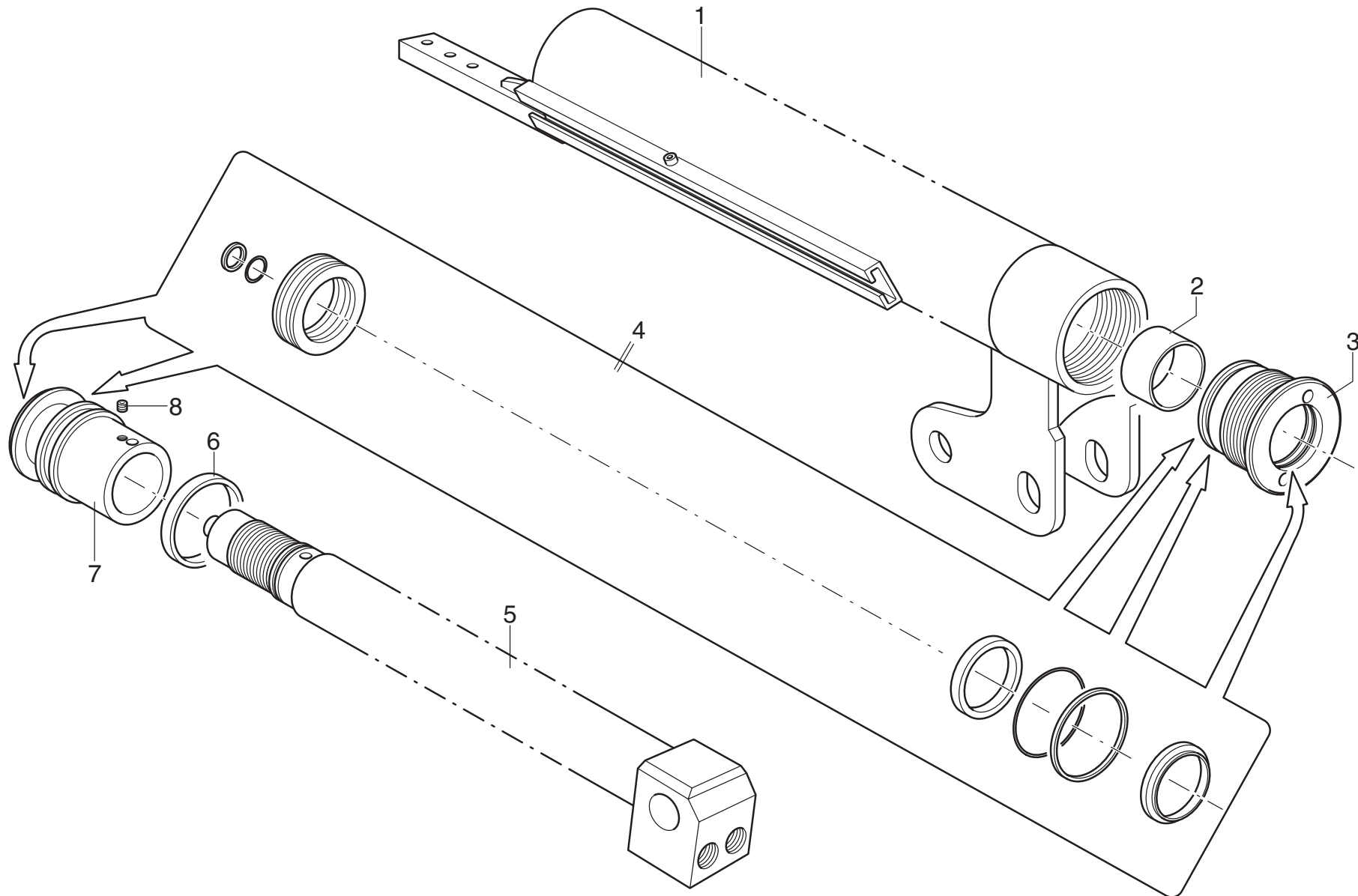
MARTINETTO SFILO 2° BRACCIO IDRAULICO "340030" (WB 52' - WB 60')

*Extension cylinder - Second hydraulic arm*

TAV. GH.03.02

matr. G.A39.0001

SERIE  
Wall Board



Wall Board 52' - 60'

matr. G.A39.0001

TAV. GH.03.02

POS.	N° CODICE / CODE N°	Q.	DESCRIZIONE	DESCRIPTION
1	161567	1	CILINDRO	CYLINDER
2	137305	1	BOCCOLA	BUSHING
3	479171	1	TESTATA	CYLINDER HEAD
4	288918	1	KIT GUARNIZIONI	SEAL KIT
5	121527	1	ASTA	ROD
6	111053	1	ANELLO	RING
7	382329	1	PISTONE	PISTON
8	497287	1	VITE	SCREW



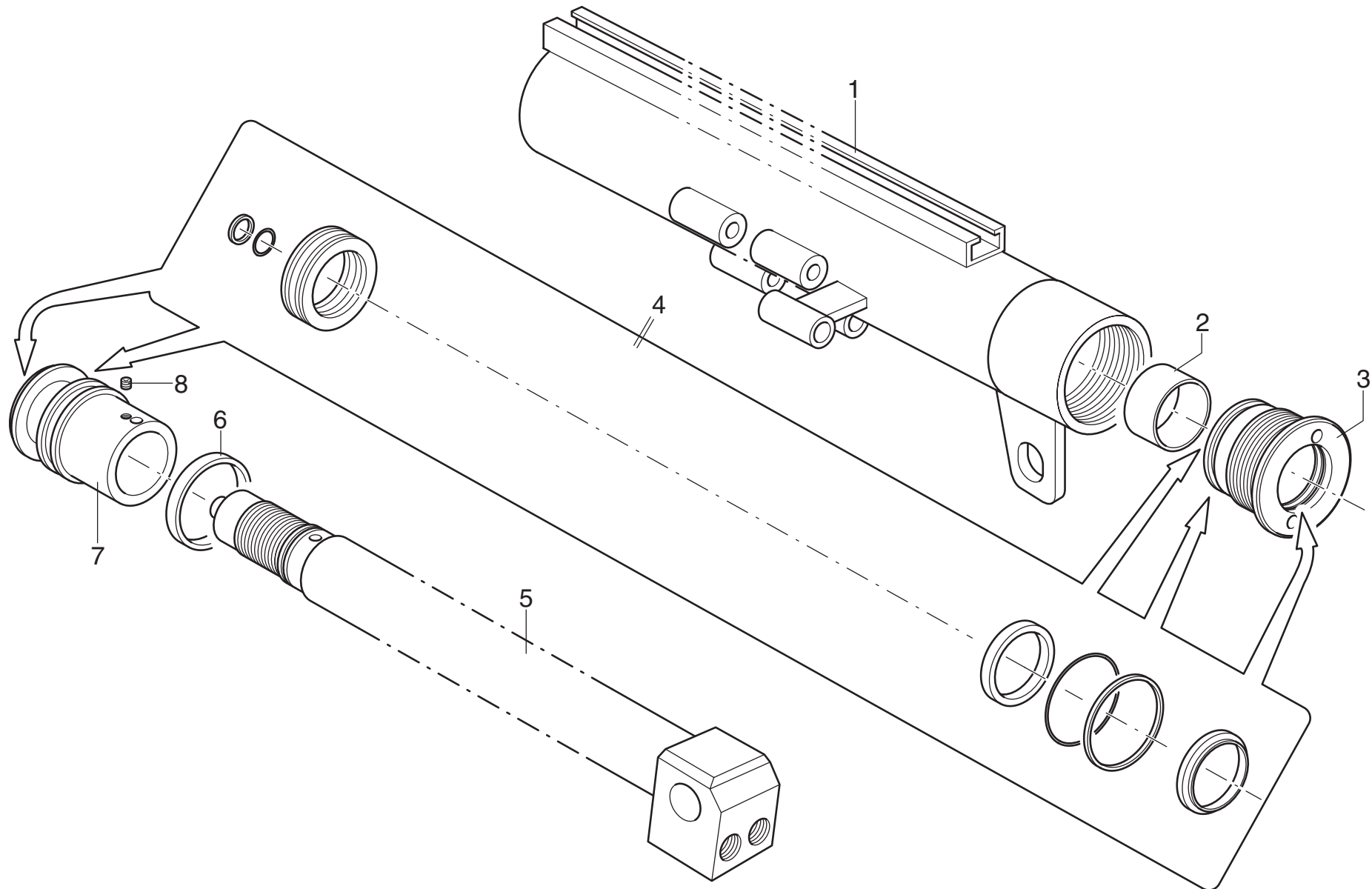
MARTINETTO SFILO 3° BRACCIO IDRAULICO "340031"

Extension cylinder - Third hydraulic arm

TAV. GH.04.01

matr. G.A39.0001

SERIE  
Wall Board



**Wall Board****matr. G.A39.0001****TAV. GH.04.01**

POS.	N° CODICE / CODE N°	Q.	DESCRIZIONE	DESCRIPTION
1	161568	1	CILINDRO	CYLINDER
2	137305	1	BOCCOLA	BUSHING
3	479171	1	TESTATA	CYLINDER HEAD
4	288918	1	KIT GUARNIZIONI	SEAL KIT
5	121527	1	ASTA	ROD
6	111053	1	ANELLO	RING
7	382329	1	PISTONE	PISTON
8	497287	1	VITE	SCREW



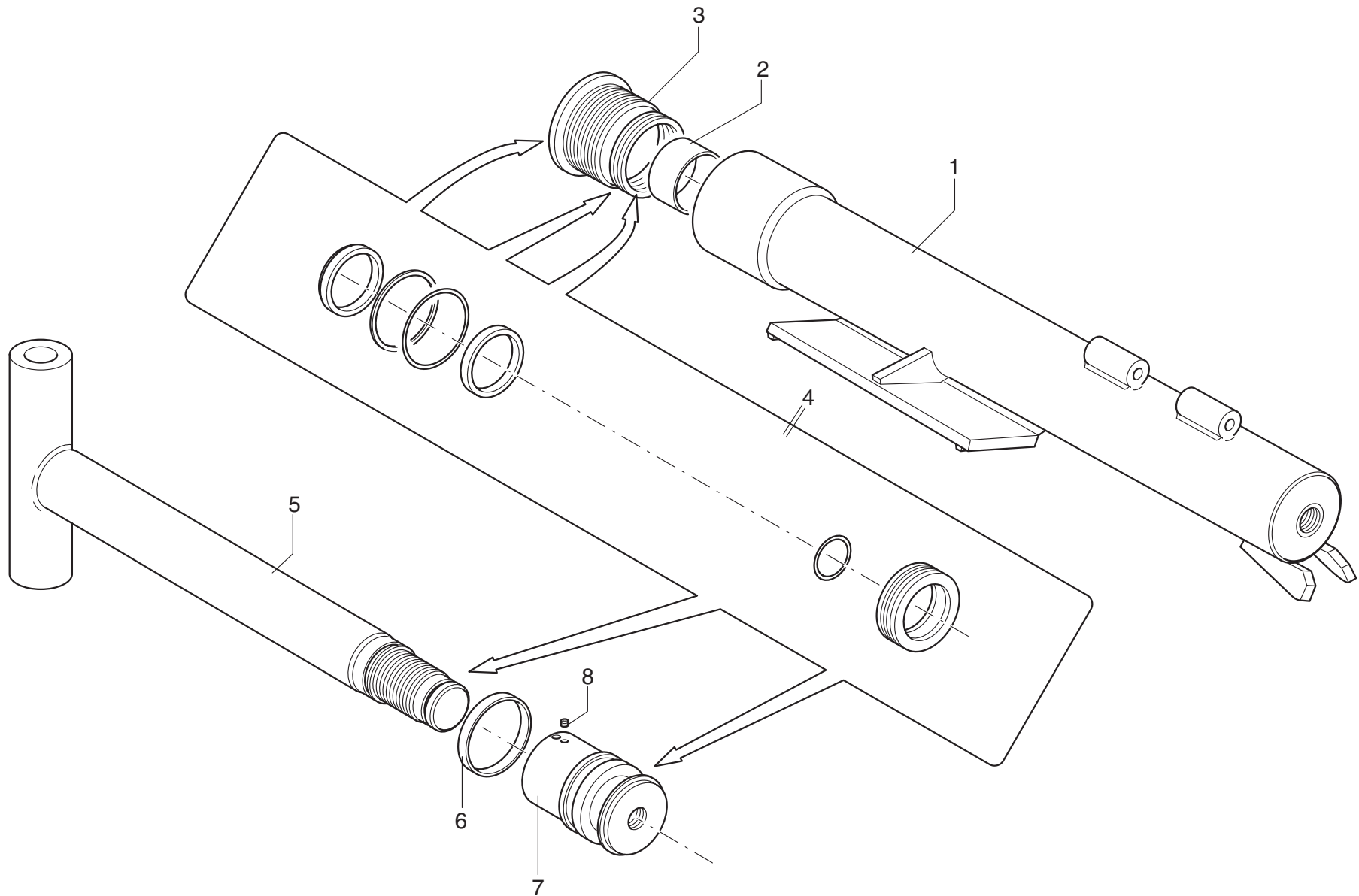
MARTINETTO SFILO 4° BRACCIO IDRAULICO "340032" (WB 60')

Extension cylinder - Fourth hydraulic arm

TAV. GH.05.01

matr. G.A39.0001

SERIE  
Wall Board





**Wall Board 60'****matr. G.A39.0001****TAV. GH.05.01**

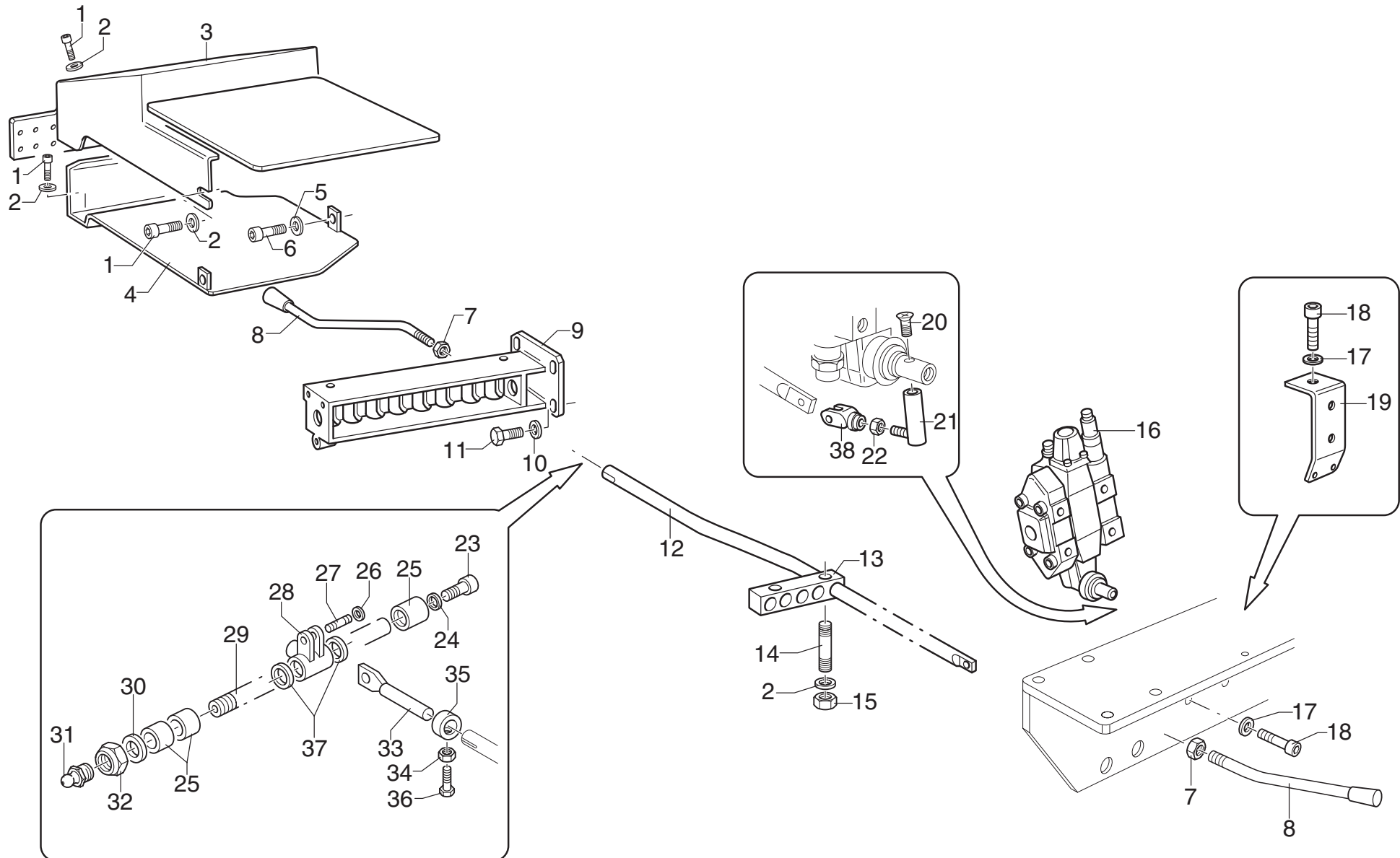
POS.	N° CODICE / CODE N°	Q.	DESCRIZIONE	DESCRIPTION
1	161569	1	CILINDRO	CYLINDER
2	137305	1	BOCCOLA	BUSHING
3	479171	1	TESTATA	CYLINDER HEAD
4	288920	1	KIT GUARNIZIONI	SEAL KIT
5	121529	1	ASTA	ROD
6	111053	1	ANELLO	RING
7	382329	1	PISTONE	PISTON
8	497287	1	VITE	SCREW



**DOPPIO COMANDO (POSTO IN ALTO)**  
*Dual side control (raised operating position)*

TAV. GI.01.01  
matr. G.A39.0001

**SERIE**  
**Wall Board**



**Wall Board****matr. G.A39.0001****TAV. GI.01.01**

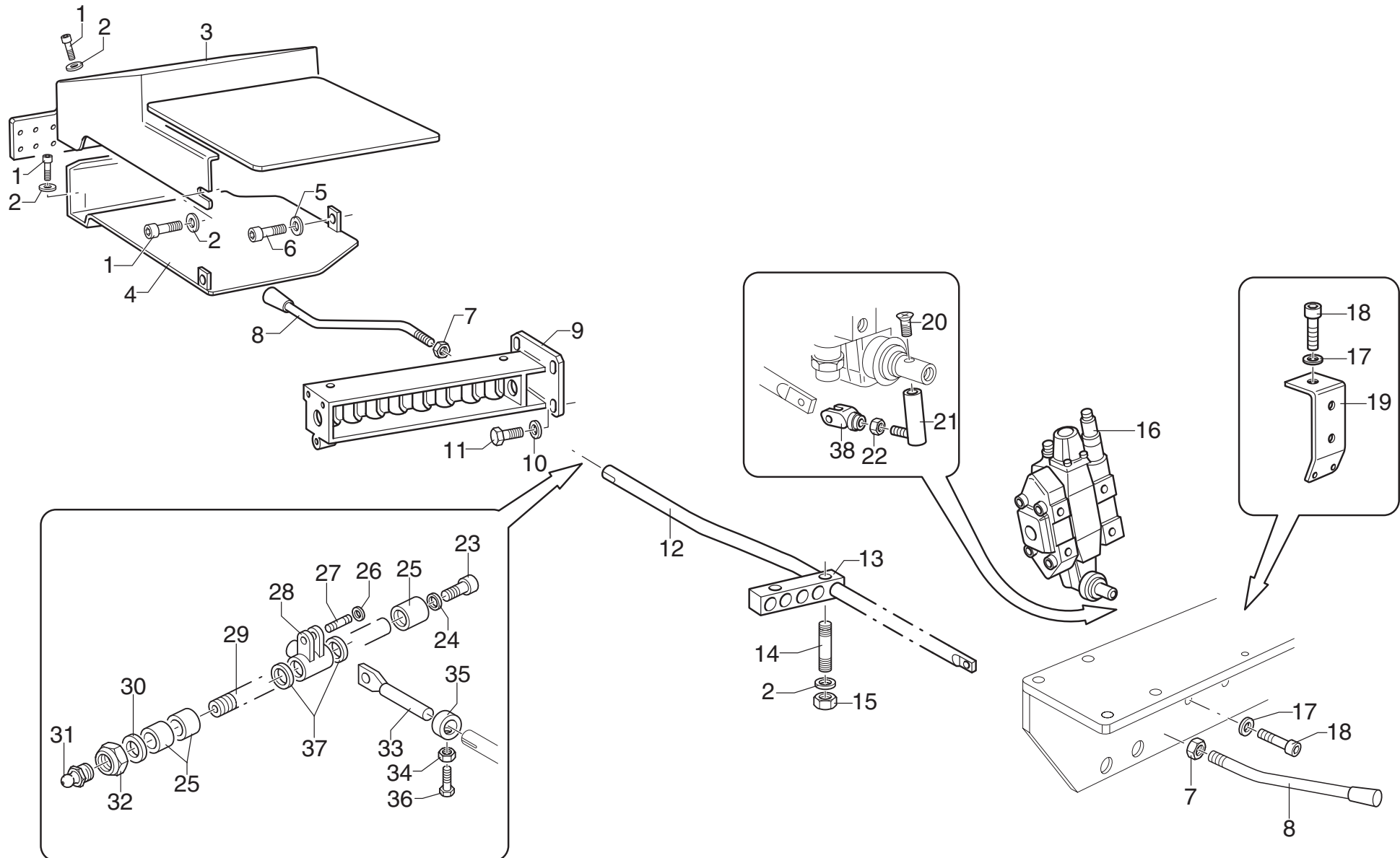
POS.	N° CODICE / CODE N°	Q.	DESCRIZIONE	DESCRIPTION
1	497209	5	VITE	SCREW
2	417004	7	RONDELLA	WASHER
3	176222	1	CARTER	CASING
4	176188	1	CARTER	CASING
5	417005	1	RONDELLA	WASHER
6	497144	1	VITE	SCREW
7	191036	2	DADO	NUT
8	120627	2	LEVA	LEVER
9	465872	1	SUPPORTO	SUPPORT
10	417026	4	RONDELLA	WASHER
11	497143	4	VITE	SCREW
12	481087	1	TIRANTE	TIEROD
13	353069	2	MORSETTO	FASTENING UNIT
14	497239	2	VITE	SCREW
15	191168	2	DADO	NUT
16	197224	1	DISTRIBUTORE	CONTROLVALVE BLOCK
17	417025	5	RONDELLA	WASHER
18	497131	5	VITE	SCREW
19	466051	1	SUPPORTO	SUPPORT
20	498099	1	VITE	SCREW
21	379727	1	PERNO	PIN
22	191035	1	DADO	NUT
23	497105	1	VITE	SCREW
24	417017	1	RONDELLA	WASHER
25	136128	3	DISTANZIALE	SPACER
26	109159	2	ANELLO ELASTICO	SPRING RING



**DOPPIO COMANDO (POSTO IN ALTO)**  
*Dual side control (raised operating position)*

TAV. GI.01.01  
matr. G.A39.0001

**SERIE**  
**Wall Board**



**Wall Board****matr. G.A39.0001****TAV. GI.01.01**

POS.	N° CODICE / CODE N°	Q.	DESCRIZIONE	DESCRIPTION
27	379322	1	PERNO	PIN
28	131013	5	BISCOTTO	LEVER LINK
29	379776	1	PERNO	PIN
30	136089	1	DISTANZIALE	SPACER
31	281005	1	INGRASSATORE	GREASE FITTING
32	191121	1	DADO	NUT
33	283015	1	TIRANTE	TIEROD
34	191062	1	DADO	NUT
35	112167	1	BOCCOLA	BUSHING
36	497118	1	VITE	SCREW
37	136127	7	DISTANZIALE	SPACER
38	220018	1	FORCELLA	YOKE



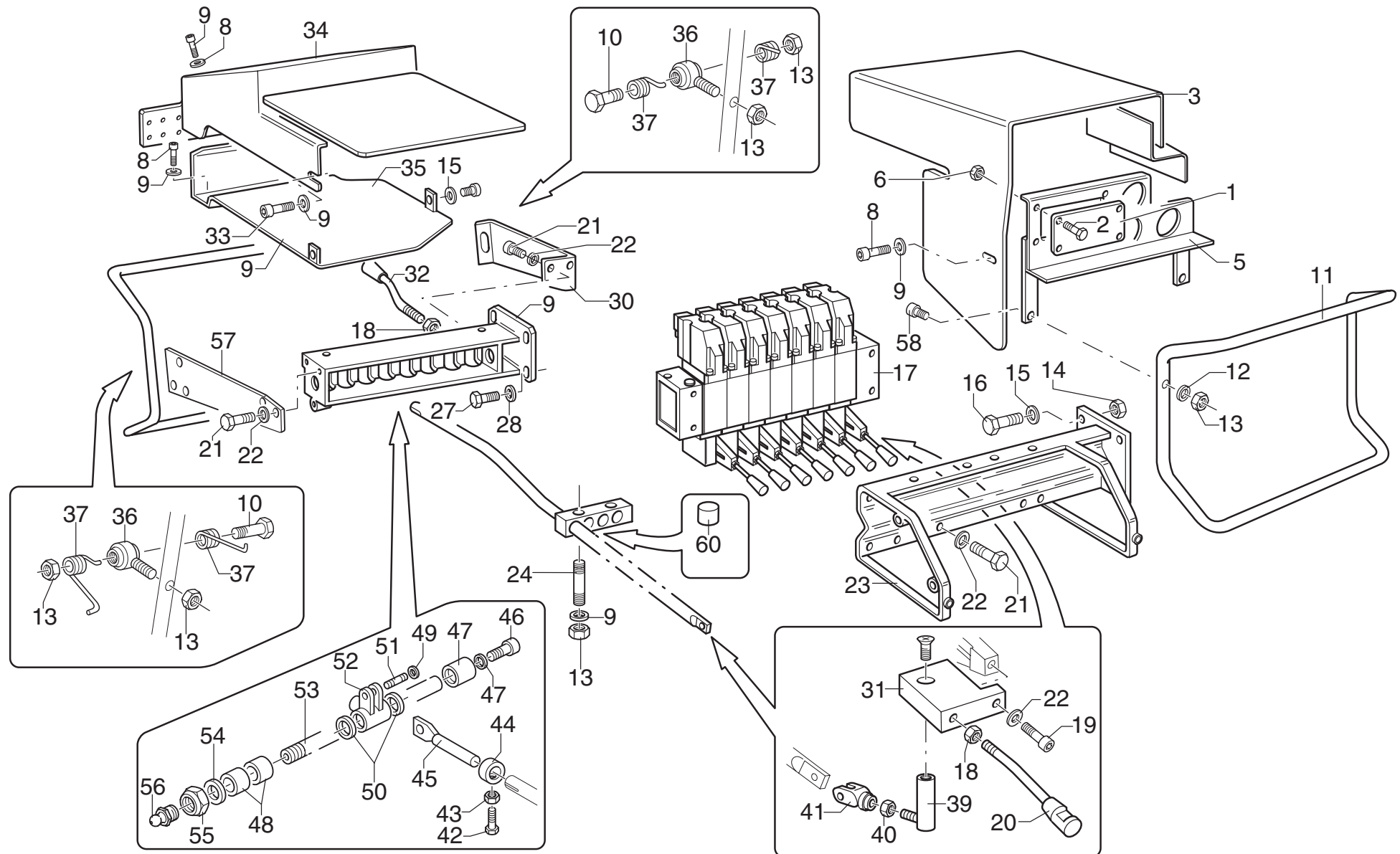
# DOPPIO COMANDO CON "DANFOSS" (POSTO IN BASSO)

*Dual side control with "DANFOSS" (lowered operating position)*

TAV. GI.01.02

matr. G.A39.0001

SERIE  
Wall Board



**Wall Board****matr. G.A39.0001****TAV. GI.01.02**

POS.	N° CODICE / CODE N°	Q.	DESCRIZIONE	DESCRIPTION
1	176136	1	COPERCHIO	COVER
2	497118	6	VITE	SCREW
3	176209	1	CARTER	CASING
4	176210	1	CARTER	CASING
5	176211	1	CARTER	CASING
6	191125	6	DADO	NUT
7	417003	2	RONDELLA	WASHER
8	497209	8	VITE	SCREW
9	417004	8	RONDELLA	WASHER
10	497135	5	VITE	SCREW
11	403084	2	PROTEZIONE	PROTECTION
12	417004	5	RONDELLA	WASHER
13	191168	11	DADO	NUT
14	191206	3	DADO	NUT
15	417005	4	RONDELLA	WASHER
16	497146	3	VITE	SCREW
17	197300	1	DISTRIBUTORE DNF 32/5 12V	CONTROLVALVE BLOCK
17	197301	1	DISTRIBUTORE DNF 32/6 12V	CONTROLVALVE BLOCK
17	197302	1	DISTRIBUTORE DNF 32/7 12V	CONTROLVALVE BLOCK
17	197303	1	DISTRIBUTORE DNF 32/8 12V	CONTROLVALVE BLOCK
17	197287	1	DISTRIBUTORE DNF 32/5 24V	CONTROLVALVE BLOCK
17	197288	1	DISTRIBUTORE DNF 32/6 24V	CONTROLVALVE BLOCK
17	197289	1	DISTRIBUTORE DNF 32/7 24V	CONTROLVALVE BLOCK
17	197290	1	DISTRIBUTORE DNF 32/8 24V	CONTROLVALVE BLOCK
18	191036	2	DADO	NUT
19	497132	1	VITE	SCREW



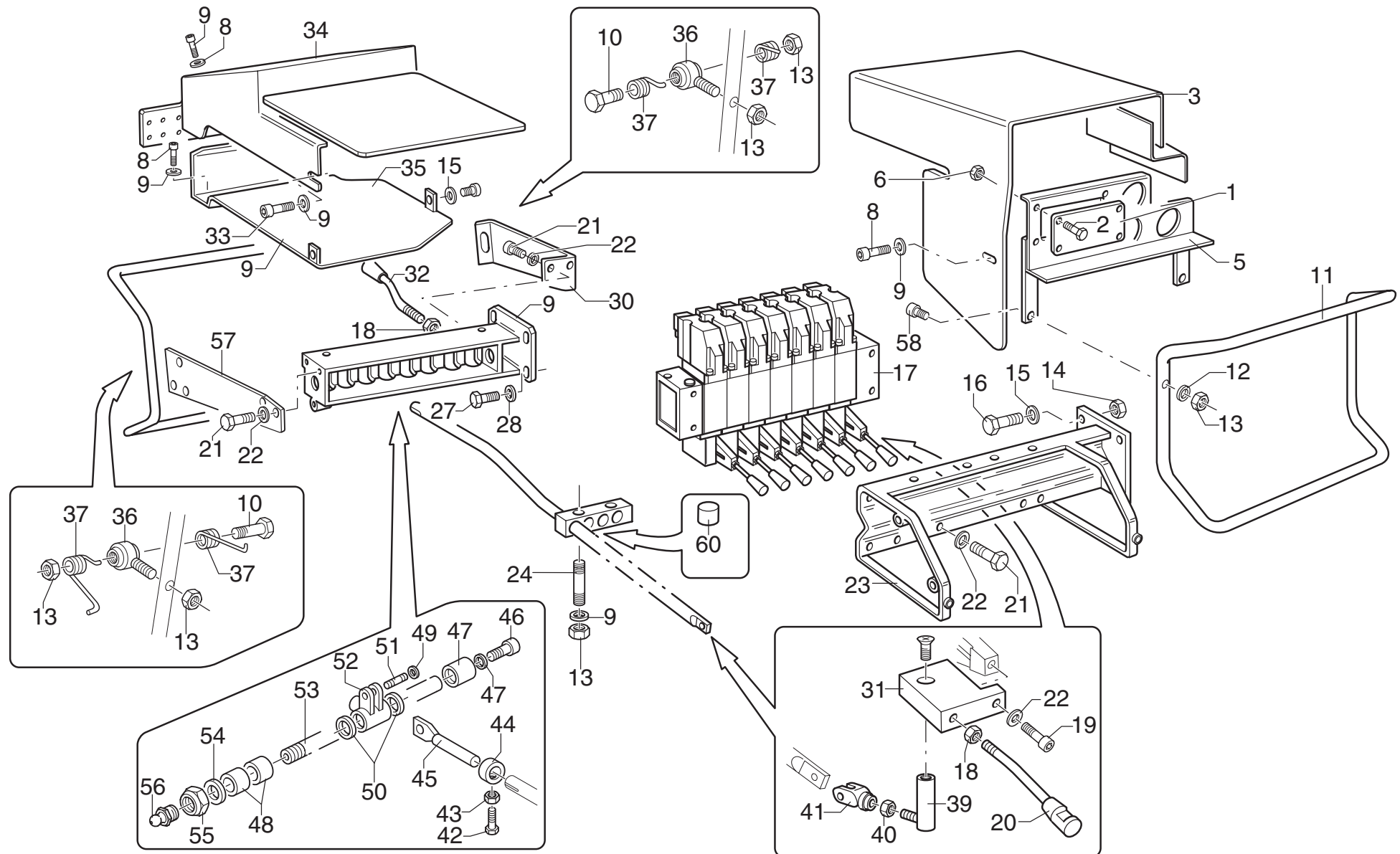
# DOPPIO COMANDO CON "DANFOSS" (POSTO IN BASSO)

*Dual side control with "DANFOSS" (lowered operating position)*

TAV. GI.01.02

matr. G.A39.0001

SERIE  
Wall Board





**Wall Board****matr. G.A39.0001****TAV. GI.01.02**

POS.	N° CODICE / CODE N°	Q.	DESCRIZIONE	DESCRIPTION
20	120031	1	LEVA	LEVER
21	497130	8	VITE	SCREW
22	417025	9	RONDELLA	WASHER
23	466125	1	SUPPORTO	SUPPORT
24	497239	2	VITE	SCREW
25	353068	2	MORSETTO	FASTENING UNIT
26	481087	1	TIRANTE	TIEROD
27	497143	5	VITE	SCREW
28	417026	4	RONDELLA	WASHER
29	465872	1	SUPPORTO	SUPPORT
30	466102	1	SUPPORTO	SUPPORT
31	123180	1	PIASTRINO	PLATE
32	120627	1	LEVA	LEVER
33	497131	1	VITE	SCREW
34	176222	1	CARTER	CASING
35	176188	1	CARTER	CASING
36	481099	2	SNODO SFERICO	BALL JOINT
37	349104	2	MOLLA	SPRING
38	498099	1	VITE	SCREW
39	379727	1	PERNO	PIN
40	191035	1	DADO	NUT
41	220018	1	FORCELLA	YOKE
42	497118	1	VITE	SCREW
43	191062	1	DADO	NUT
44	112167	1	BOCCOLA	BUSHING
45	283015	1	TIRANTE	TIEROD



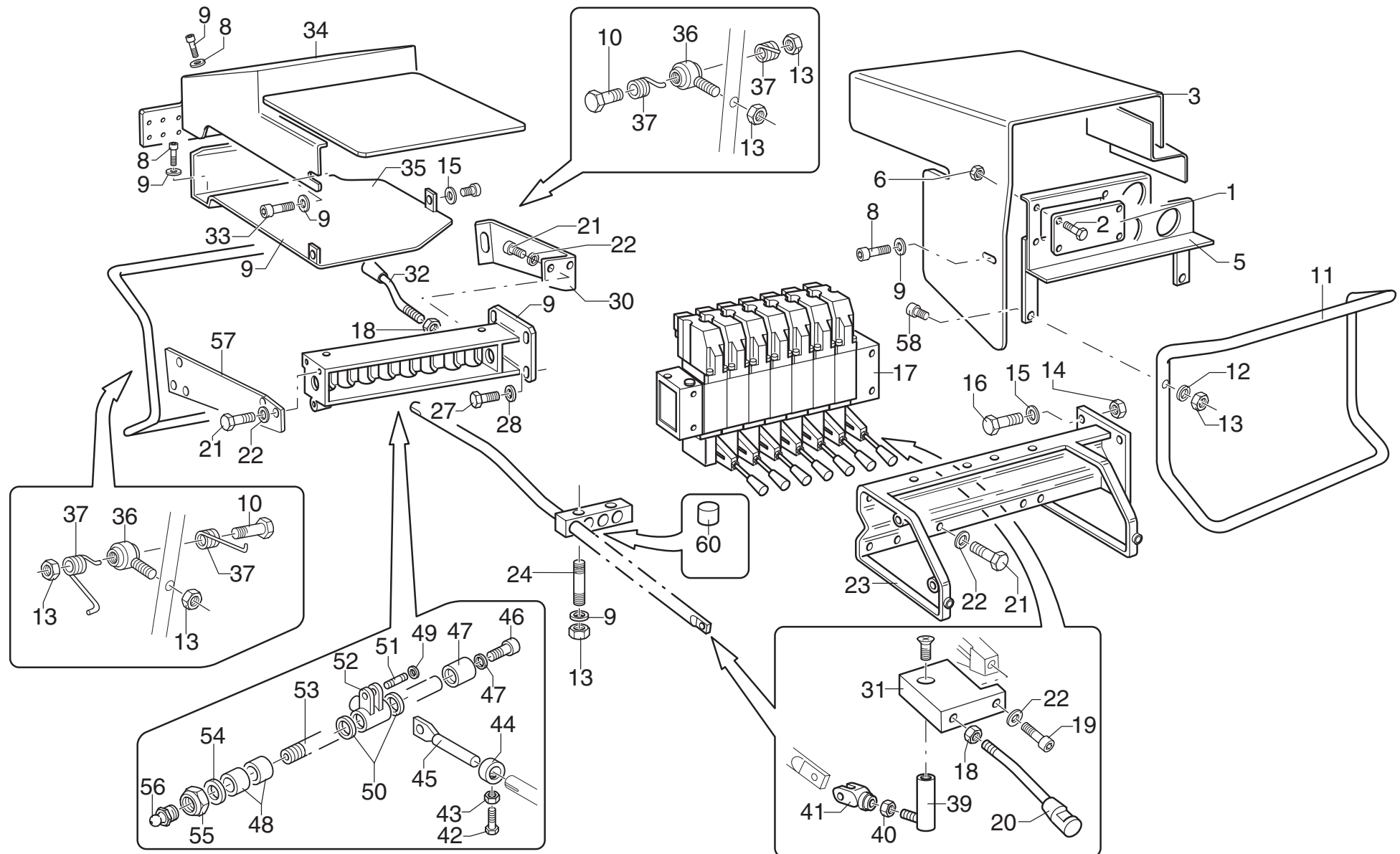
# DOPPIO COMANDO CON "DANFOSS" (POSTO IN BASSO)

*Dual side control with "DANFOSS" (lowered operating position)*

TAV. GI.01.02

matr. G.A39.0001

SERIE  
Wall Board



**Wall Board****matr. G.A39.0001****TAV. GI.01.02**

POS.	N° CODICE / CODE N°	Q.	DESCRIZIONE	DESCRIPTION
46	497105	1	VITE	SCREW
47	417017	1	RONDELLA	WASHER
48	136128	1	DISTANZIALE	SPACER
49	109159	2	ANELLO ELASTICO	SPRING RING
50	136127	7	DISTANZIALE	SPACER
51	379322	1	PERNO	PIN
52	131013	7	BISCOTTO	LEVER LINK
53	379776	1	PERNO	PIN
54	136089	1	DISTANZIALE	SPACER
55	191121	1	DADO	NUT
56	281005	1	INGRASSATORE	GREASE FITTING
57	466103	1	SUPPORTO	SUPPORT
58	497029	2	VITE	SCREW
59	123180	1	PIASTRINO	PLATE
60	208069	1	BOCCOLA	BUSHING



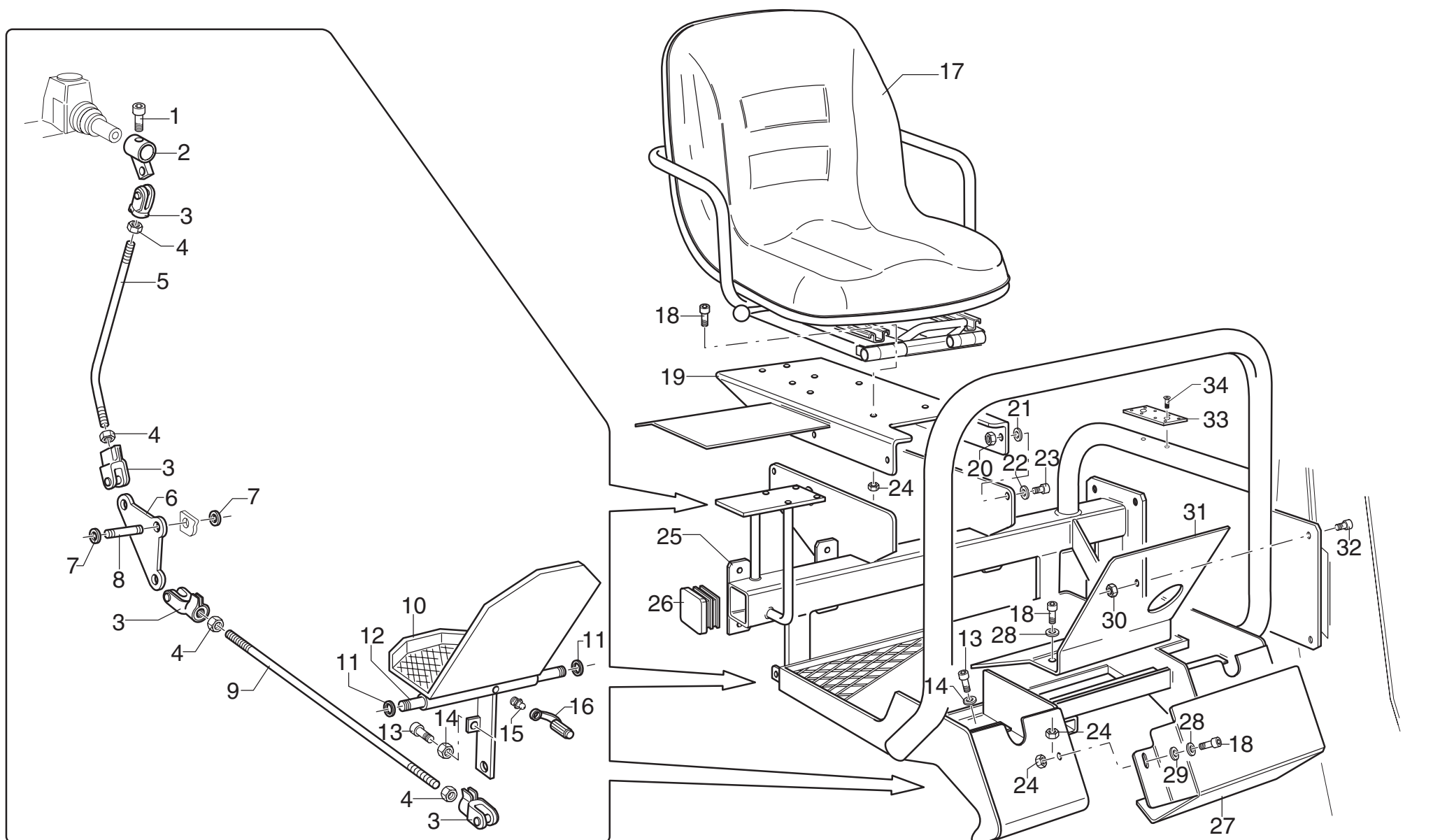
# POSTO DI COMANDO IN ALTO CON "WALVOIL"

*Top control seat with "WALVOIL"*

TAV. GI.02.01

matr. G.A39.0001

SERIE  
Wall Board



**Wall Board****matr. G.A39.0001****TAV. GI.02.01**

POS.	N° CODICE / CODE N°	Q.	DESCRIZIONE	DESCRIPTION
1	497143	2	VITE	SCREW
2	131010	2	BISCOTTO	LEVER LINK
3	220018	8	FORCELLA	YOKE
4	191035	8	DADO	NUT
5	481258	2	TIRANTE	TIEROD
6	302964	2	LAMIERA	PLATE
7	109159	4	ANELLO ELASTICO	SPRING RING
8	379322	2	PERNO	PIN
9	481253	2	TIRANTE	TIEROD
10	322038	2	PEDALE	PEDAL
11	109142	4	ANELLO ELASTICO	SPRING RING
12	380093	2	PERNO	PIN
13	497145	4	VITE	SCREW
14	191064	4	DADO	NUT
15	281004	2	INGRASSATORE	GREASE FITTING
16	471215	2	TAPPO	CAP
17	441010	1	SEDILE	SEAT
18	497131	8	VITE	SCREW
19	466255	1	SUPPORTO	SUPPORT
20	191014	4	DADO	NUT
21	417006	4	RONDELLA	WASHER
22	417027	4	RONDELLA	WASHER
23	497202	4	VITE	SCREW
24	191090	8	DADO	NUT
25	466251	1	SUPPORTO	SUPPORT
26	471267	1	TAPPO	CAP



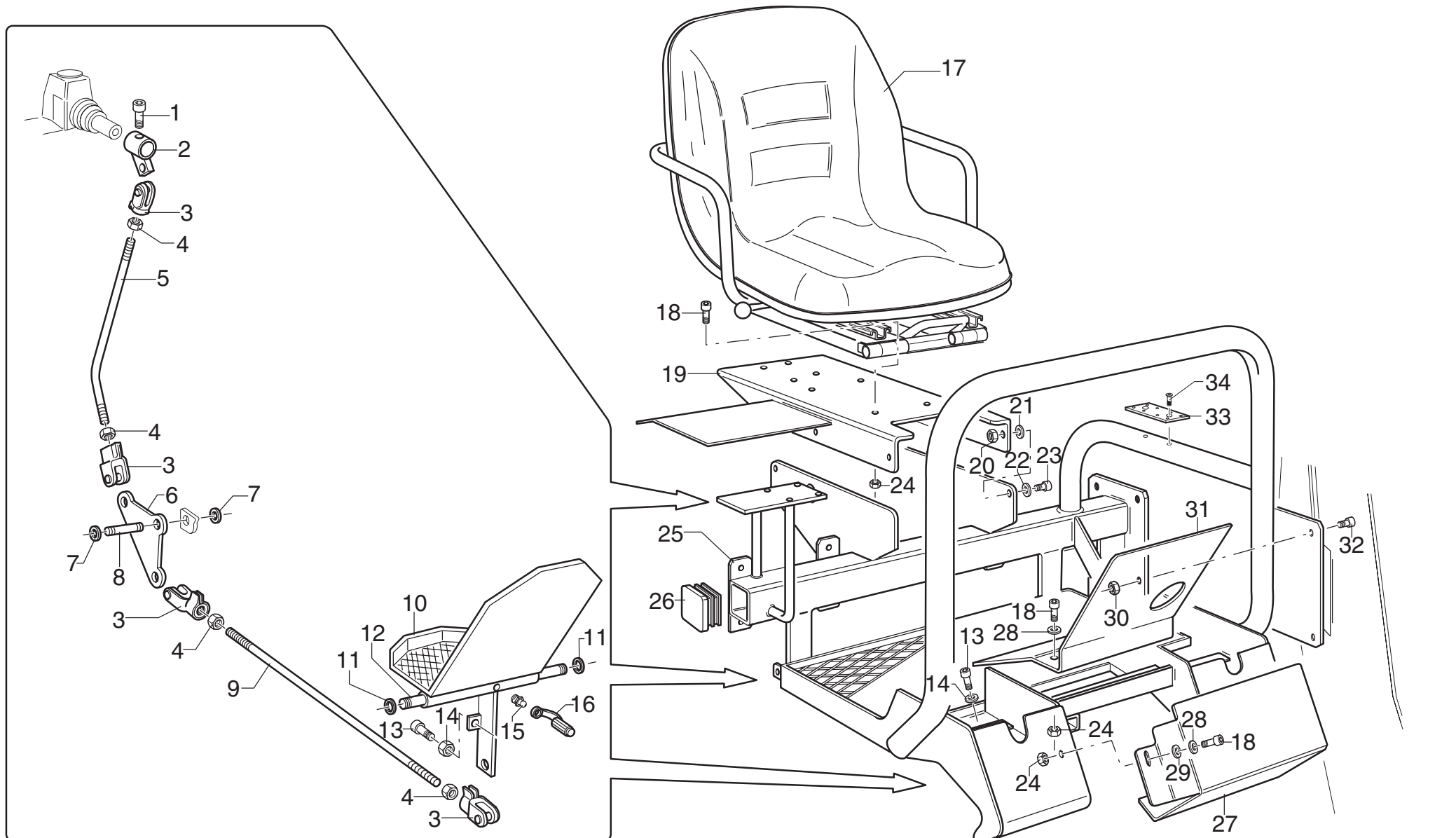
# POSTO DI COMANDO IN ALTO CON "WALVOIL"

*Top control seat with "WALVOIL"*

TAV. GI.02.01

matr. G.A39.0001

SERIE  
Wall Board



**Wall Board****matr. G.A39.0001****TAV. GI.02.01**

POS.	N° CODICE / CODE N°	Q.	DESCRIZIONE	DESCRIPTION
27	403225	1	PROTEZIONE	PROTECTION
28	417025	4	RONDELLA	WASHER
29	417004	2	RONDELLA	WASHER
30	191096	4	DADO	NUT
31	176218	1	CARTER	CASING
32	497178	4	VITE	SCREW
33	466965	1	SUPPORTO	SUPPORT
34	497983	2	VITE	SCREW



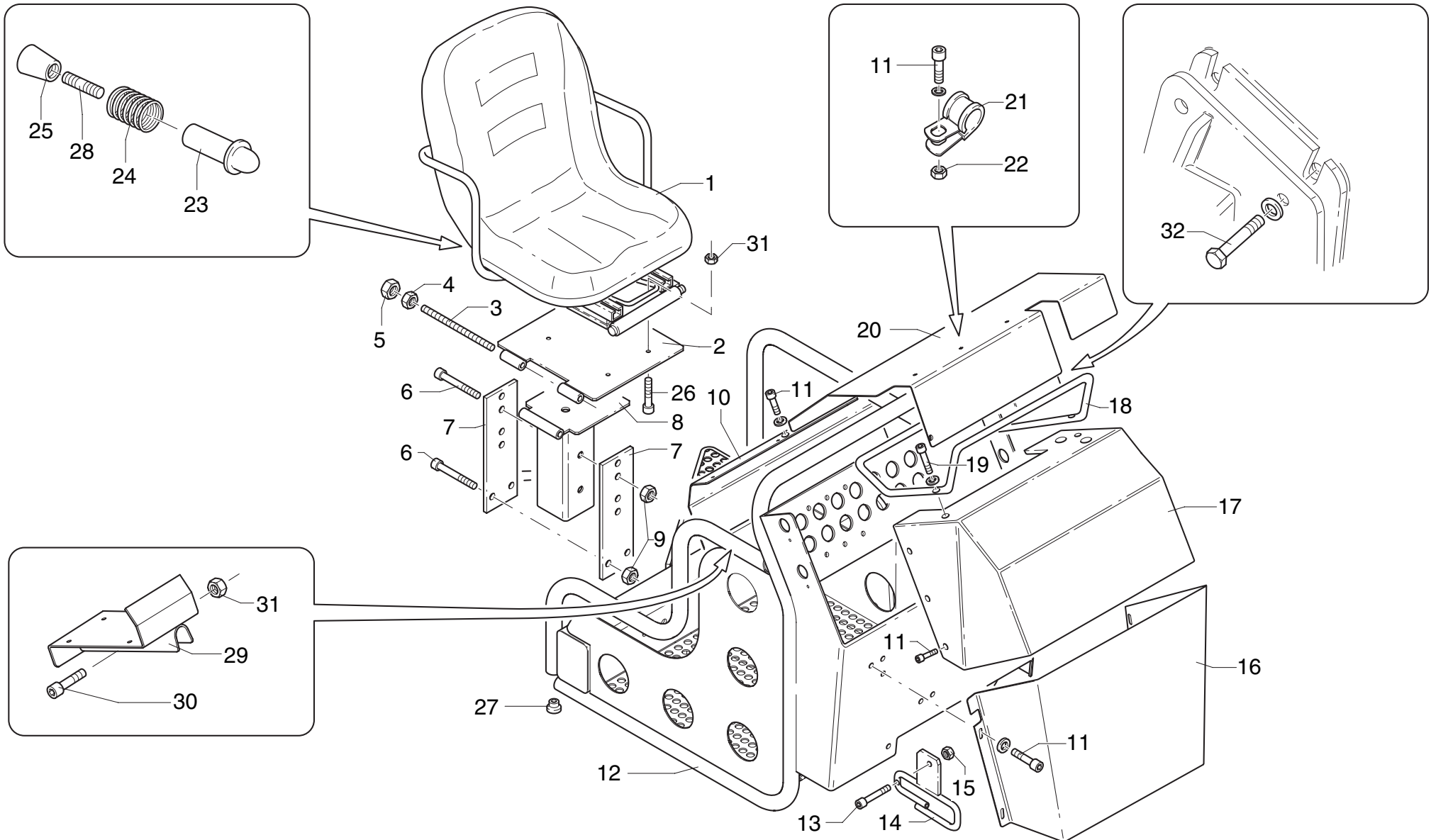
# POSTO DI COMANDO IN ALTO CON "DANFOSS"

*Top control seat with "DANFOSS"*

TAV. GI.03.01

matr. G.A39.0001

SERIE  
Wall Board





**Wall Board****matr. G.A39.0001****TAV. GI.03.01**

POS.	N° CODICE / CODE N°	Q.	DESCRIZIONE	DESCRIPTION
1	441010	1	SEDILE	SEAT
2	466425	1	SUPPORTO	SUPPORT
3	126014	1	TIRANTE FILETTATO	TIEROD
4	191036	2	DADO	NUT
5	191064	2	DADO	NUT
6	497393	4	VITE	SCREW
7	466525	2	SUPPORTO	SUPPORT
8	466424	1	SUPPORTO	SUPPORT
9	191094	4	DADO	NUT
10	176232	1	CARTER	CASING
11	497225	16	VITE	SCREW
12	466421	1	SUPPORTO	SUPPORT
13	497146	4	VITE	SCREW
14	465847	1	SUPPORTO	SUPPORT
15	191092	6	DADO	NUT
16	176216	1	CARTER	CASING
17	176215	1	CARTER	CASING
18	403084	1	PROTEZIONE	PROTECTION
19	497132	2	VITE	SCREW
20	176217	1	CARTER	CASING
21	353063	3	MORSETTO	FASTENING UNIT
22	191033	3	DADO	NUT
23	380227	1	PERNO	PIN
24	349110	1	MOLLA	SPRING
25	385033	1	POMELLO	KNOB
26	497133	4	VITE	SCREW



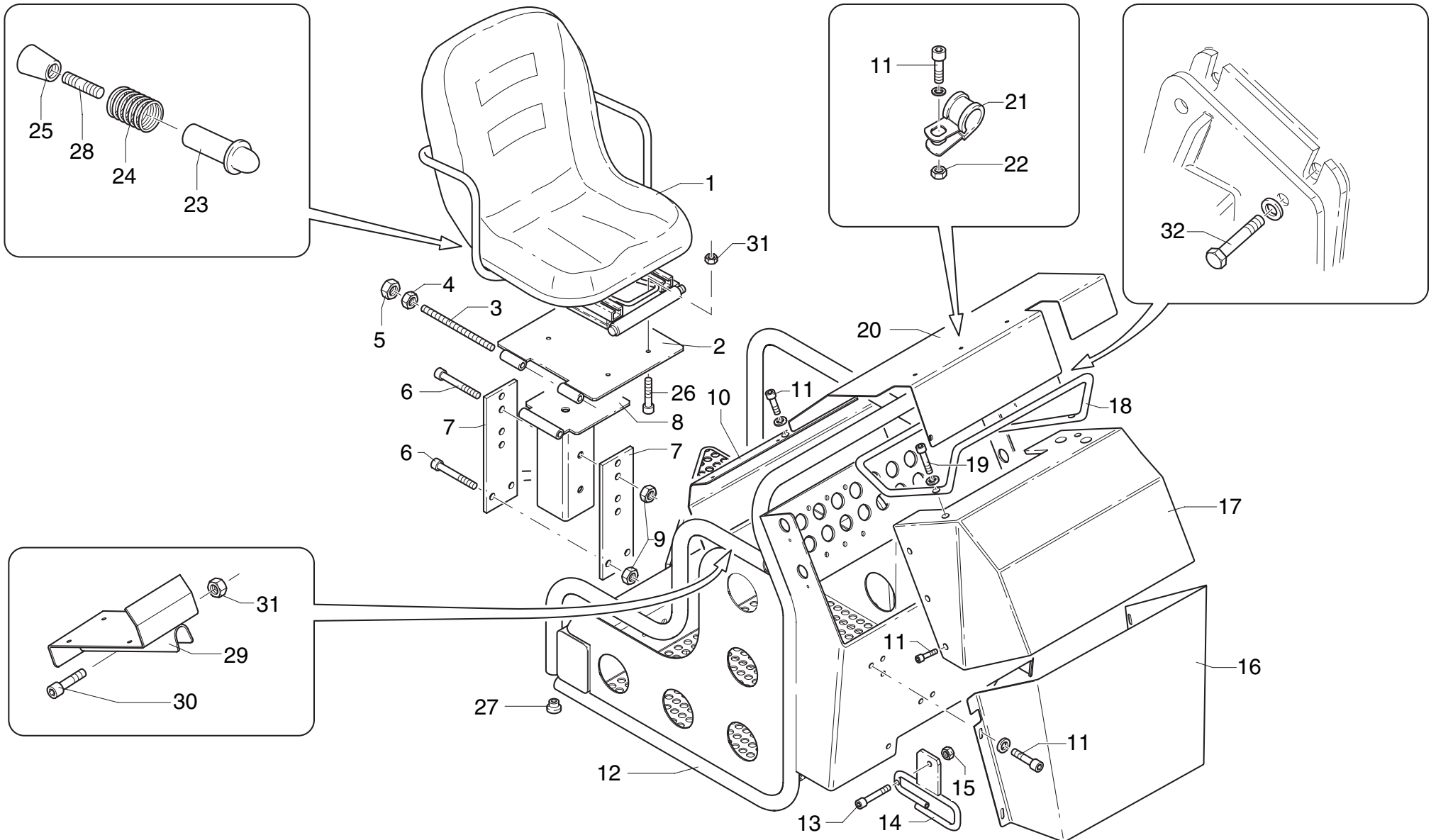
# POSTO DI COMANDO IN ALTO CON "DANFOSS"

*Top control seat with "DANFOSS"*

TAV. GI.03.01

matr. G.A39.0001

SERIE  
Wall Board



**Wall Board**

**matr. G.A39.0001**

**TAV. GI.03.01**

POS.	N° CODICE / CODE N°	Q.	DESCRIZIONE	DESCRIPTION
27	471270	5	TAPPO	CAP
28	322040	1	LEVA	LEVER
29	466540	1	SUPPORTO	SUPPORT
30	497131	6	VITE	SCREW
31	191090	6	DADO	NUT
32	497133	4	VITE	SCREW



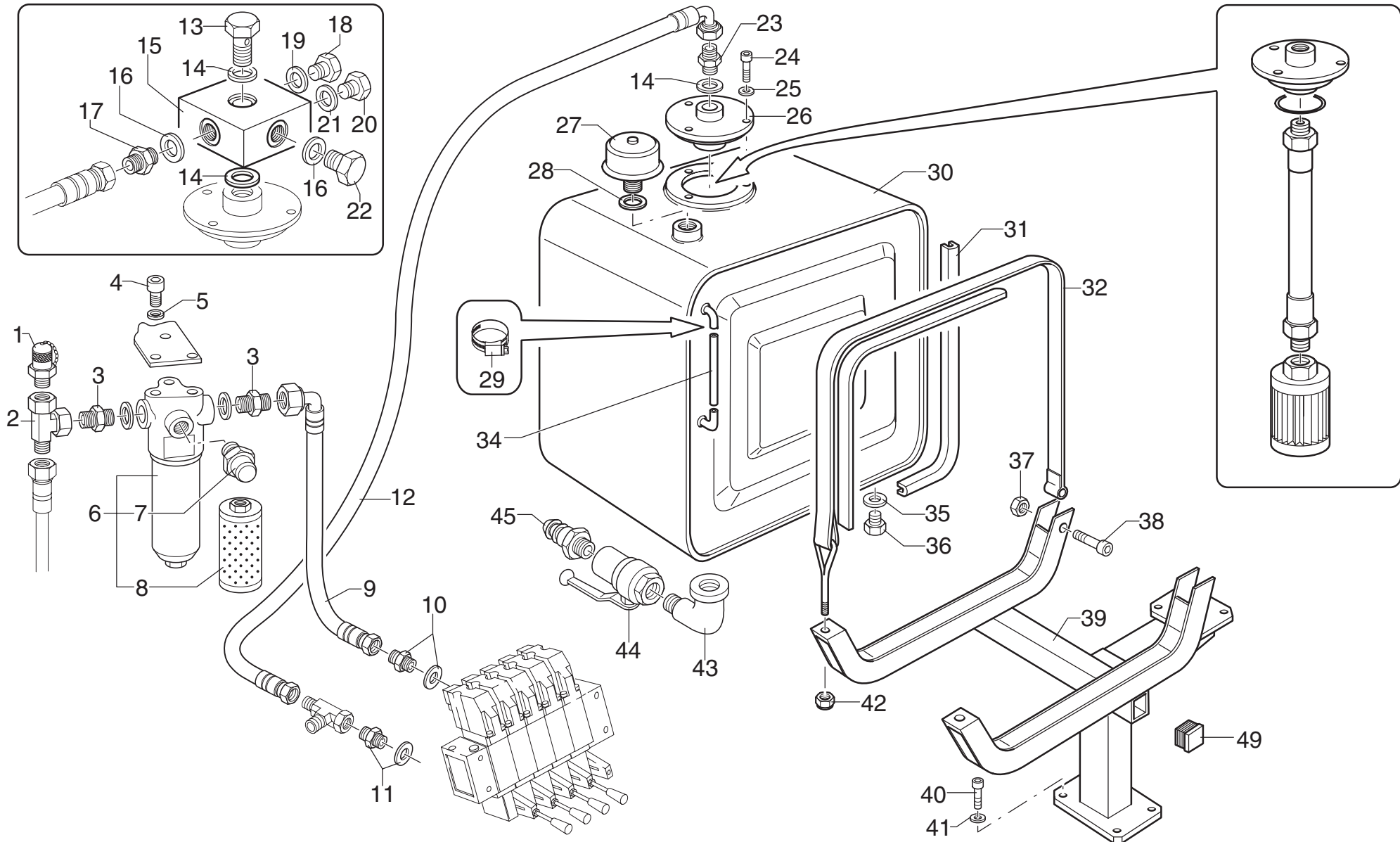
# SERBATOIO OLIO - MANDATA E SCARICO CON "DANFOSS" (POSTO IN BASSO)

Oil tank - Delivery and return with "DANFOSS" (lowered operating position)

TAV. G.J.01.01

matr. G.A39.0001

SERIE  
Wall Board



**Wall Board****matr. G.A39.0001****TAV. GJ.01.01**

POS.	N° CODICE / CODE N°	Q.	DESCRIZIONE	DESCRIPTION
1	124009	1	ATTACCO RAPIDO	QUICK COUPLING
2	409590	1	RACCORDO	FITTING
3	409635	2	RACCORDO	FITTING
4	497130	3	VITE	SCREW
5	417025	3	RONDELLA	WASHER
6	215057	1	FILTRO	FILTER
7	215058	1	BULBO	BULB
8	149046	1	CARTUCCIA FILTRANTE	OIL CARTRIDGE
9	486565	1	TUBO IN GOMMA	HOSE
10	409586	1	RACCORDO	FITTING
11	409173	1	RACCORDO	FITTING
12	486735	1	TUBO IN GOMMA	HOSE
13	133061	1	RACCORDO	FITTING
14	417177	3	RONDELLA	WASHER
15	147072	1	CARCASSA	CASING
16	417159	2	RONDELLA	WASHER
17	409764	1	RACCORDO	FITTING
18	471026	1	TAPPO	CAP
19	417092	1	RONDELLA	WASHER
20	471021	1	TAPPO	CAP
21	417096	1	RONDELLA	WASHER
22	471036	1	TAPPO	CAP
23	409178	1	RACCORDO	FITTING
24	497144	3	VITE	SCREW
25	417026	3	RONDELLA	WASHER
26	176179	1	COPERCHIO	COVER



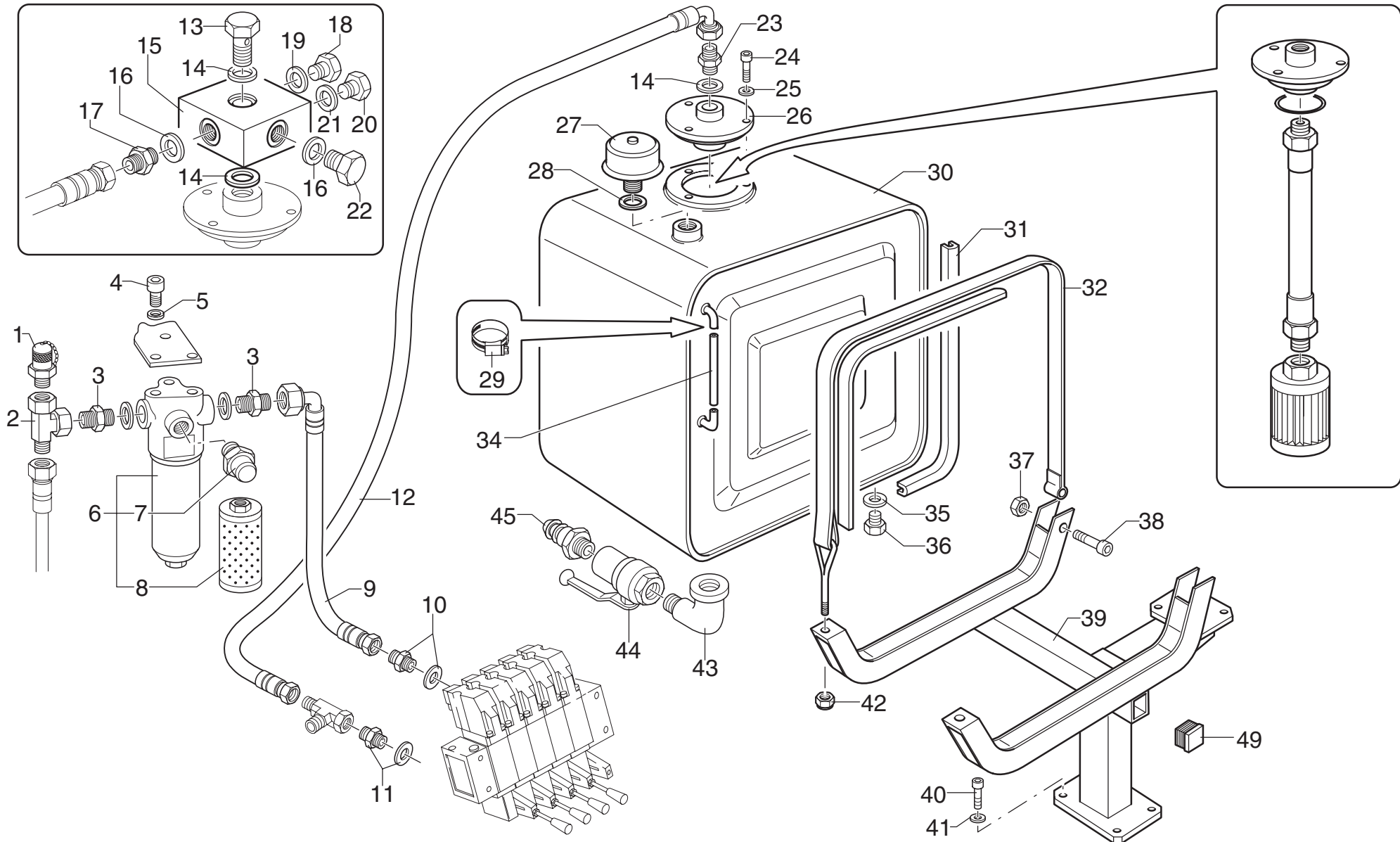
# SERBATOIO OLIO - MANDATA E SCARICO CON "DANFOSS" (POSTO IN BASSO)

Oil tank - Delivery and return with "DANFOSS" (lowered operating position)

TAV. G.J.01.01

matr. G.A39.0001

SERIE  
Wall Board



**Wall Board****matr. G.A39.0001****TAV. GJ.01.01**

POS.	N° CODICE / CODE N°	Q.	DESCRIZIONE	DESCRIPTION
27	215022	1	FILTRO	FILTER
28	417088	1	RONDELLA	WASHER
29	207001	2	FASCETTA	CLAMP
30	443060	1	SERBATOIO	TANK
31	154108	2	GUARNIZIONE	SEAL
32	207099	2	FASCETTA	CLAMP
33	262166	2	GUARNIZIONE	SEAL
34	487009	1	TUBO IN GOMMA	HOSE
35	417087	1	RONDELLA	WASHER
36	471029	1	TAPPO	CAP
37	191090	2	DADO	NUT
38	497966	2	VITE	SCREW
39	466252	1	SUPPORTO	SUPPORT
40	497174	4	VITE	SCREW
41	417028	4	RONDELLA	WASHER
42	191092	2	DADO	NUT
43	185043	1	RACCORDO	FITTING
44	421005	1	RUBINETTO	TAP
45	239423	1	RACCORDO	FITTING
46	273553	1	GUARNIZIONE	SEAL
47	316240	1	TUBO IN FERRO	IRON PIPE
48	215027	1	CARTUCCIA FILTRANTE	OIL CARTRIDGE
49	471266	3	TAPPO	CAP



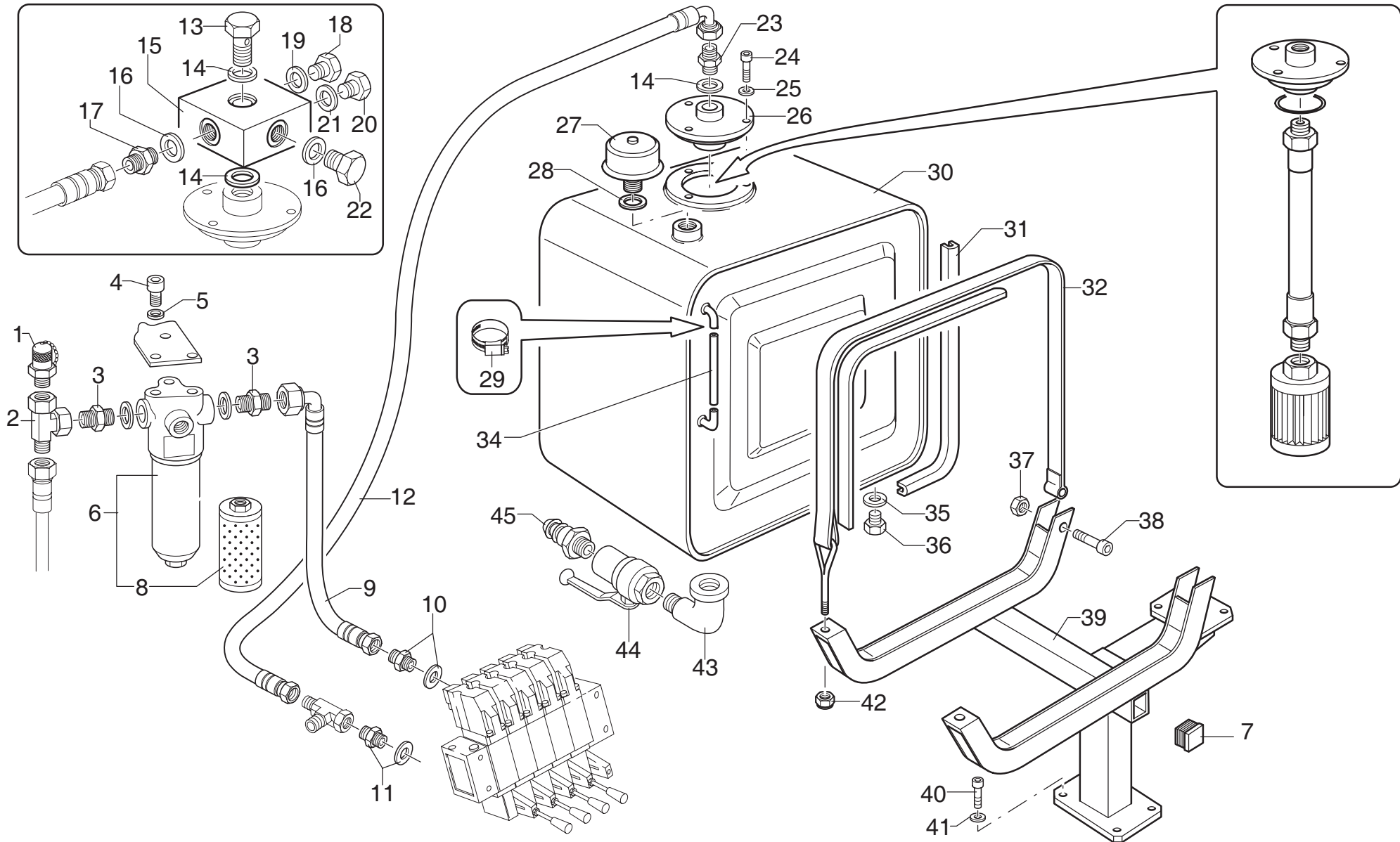
# SERBATOIO OLIO - MANDATA E SCARICO CON "DANFOSS" (POSTO IN BASSO)

Oil tank - Delivery and return with "DANFOSS" (lowered operating position)

TAV. GJ.01.01A

matr. C11217

SERIE  
Wall Board





**Wall Board**

matr. C11217

TAV. GJ.01.01A

POS.	N° CODICE / CODE N°	Q.	DESCRIZIONE	DESCRIPTION
1	124009	1	ATTACCO RAPIDO	QUICK COUPLING
2	409590	1	RACCORDO	FITTING
3	409635	2	RACCORDO	FITTING
4	497130	3	VITE	SCREW
5	417025	3	RONDELLA	WASHER
6	215073	1	FILTRO	FILTER
7	471266	3	TAPPO	CAP
8	149070	1	CARTUCCIA FILTRANTE	OIL CARTRIDGE
9	486565	1	TUBO IN GOMMA	HOSE
10	409586	1	RACCORDO	FITTING
11	409173	1	RACCORDO	FITTING
12	486735	1	TUBO IN GOMMA	HOSE
13	133061	1	RACCORDO	FITTING
14	417177	3	RONDELLA	WASHER
15	147072	1	CARCASSA	CASING
16	417159	2	RONDELLA	WASHER
17	409764	1	RACCORDO	FITTING
18	471026	1	TAPPO	CAP
19	417092	1	RONDELLA	WASHER
20	471021	1	TAPPO	CAP
21	417096	1	RONDELLA	WASHER
22	471036	1	TAPPO	CAP
23	409178	1	RACCORDO	FITTING
24	497144	3	VITE	SCREW
25	417026	3	RONDELLA	WASHER
26	176179	1	COPERCHIO	COVER



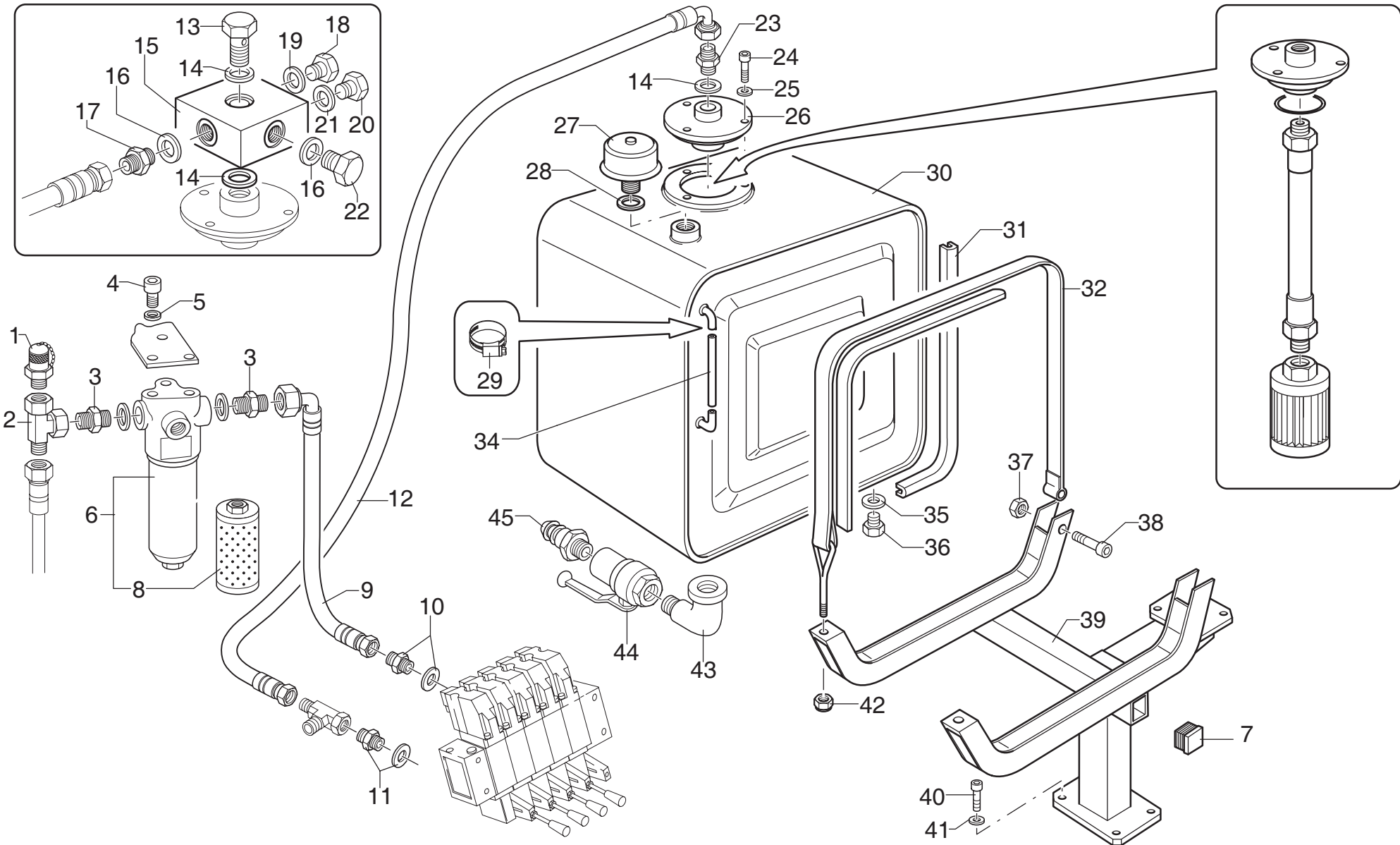
# SERBATOIO OLIO - MANDATA E SCARICO CON "DANFOSS" (POSTO IN BASSO)

Oil tank - Delivery and return with "DANFOSS" (lowered operating position)

TAV. GJ.01.01A

matr. C11217

SERIE  
Wall Board



**Wall Board****matr. C11217****TAV. GJ.01.01A**

<b>POS.</b>	<b>N° CODICE / CODE N°</b>	<b>Q.</b>	<b>DESCRIZIONE</b>	<b>DESCRIPTION</b>
27	215022	1	FILTRO	FILTER
28	417088	1	RONDELLA	WASHER
29	207001	2	FASCETTA	CLAMP
30	443060	1	SERBATOIO	TANK
31	154108	2	GUARNIZIONE	SEAL
32	207099	2	FASCETTA	CLAMP
33	262166	2	GUARNIZIONE	SEAL
34	487009	1	TUBO IN GOMMA	HOSE
35	417087	1	RONDELLA	WASHER
36	471029	1	TAPPO	CAP
37	191090	2	DADO	NUT
38	497966	2	VITE	SCREW
39	466252	1	SUPPORTO	SUPPORT
40	497174	4	VITE	SCREW
41	417028	4	RONDELLA	WASHER
42	191092	2	DADO	NUT
43	185043	1	RACCORDO	FITTING
44	421005	1	RUBINETTO	TAP
45	239423	1	RACCORDO	FITTING
46	273553	1	GUARNIZIONE	SEAL
47	316240	1	TUBO IN FERRO	IRON PIPE
48	215027	1	CARTUCCIA FILTRANTE	OIL CARTRIDGE



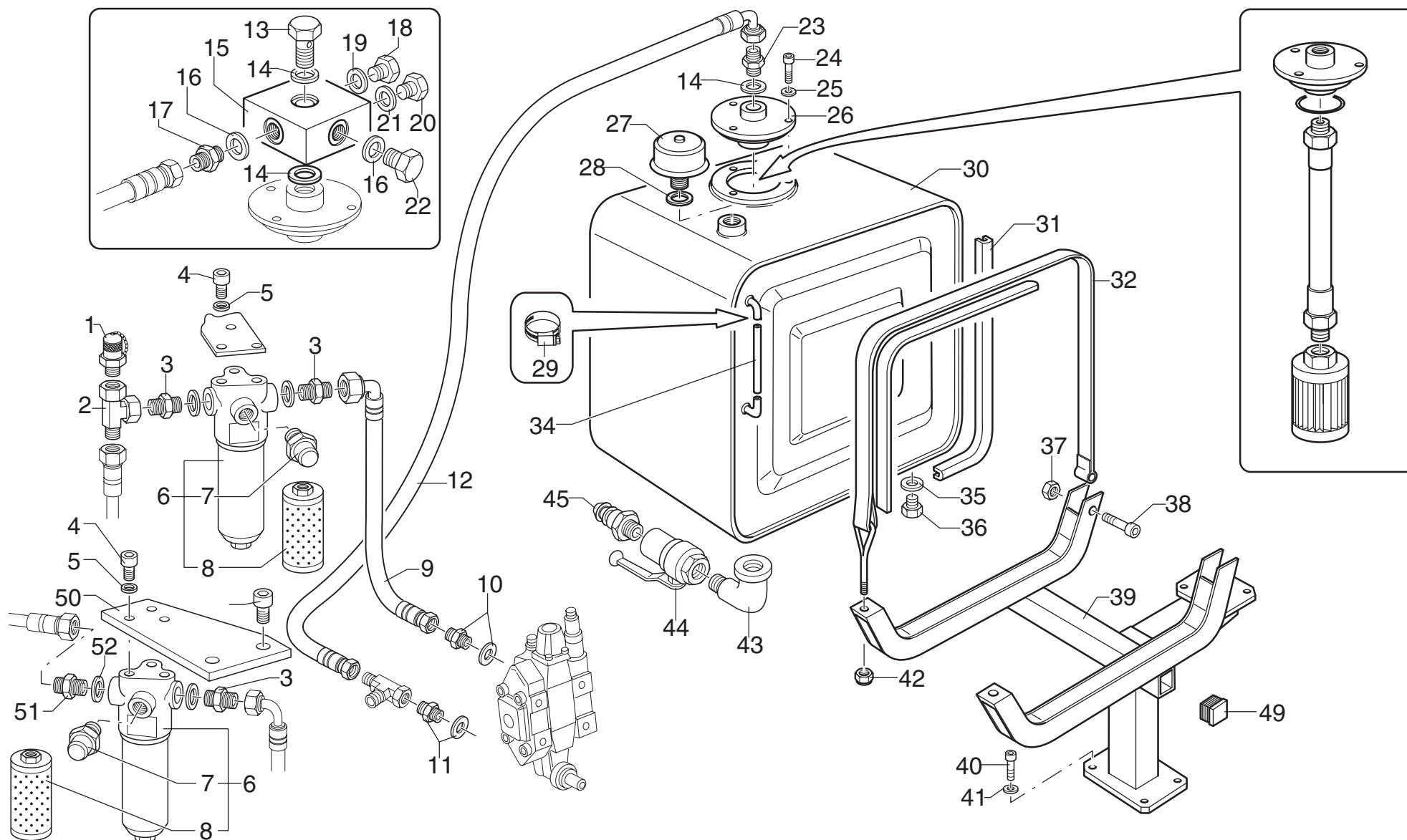
# SERBATOIO OLIO - MANDATA E SCARICO (POSTO IN ALTO)

Oil tank - Delivery and return (raised operating position)

TAV. G.J.01.02

matr. G.A39.0001

SERIE  
Wall Board



**Wall Board****matr. G.A39.0001****TAV. GJ.01.02**

<b>POS.</b>	<b>N° CODICE / CODE N°</b>	<b>Q.</b>	<b>DESCRIZIONE</b>	<b>DESCRIPTION</b>
1	124009	1	ATTACCO RAPIDO	QUICK COUPLING
2	409590	1	RACCORDO	FITTING
3	409635	2	RACCORDO	FITTING
4	497130	6	VITE	SCREW
5	417025	6	RONDELLA	WASHER
6	215057	2	FILTRO	FILTER
7	215058	2	BULBO	BULB
8	149046	2	CARTUCCIA FILTRANTE	OIL CARTRIDGE
9	486565	1	TUBO IN GOMMA	HOSE
10	409586	1	RACCORDO	FITTING
11	409173	1	RACCORDO	FITTING
12	486735	1	TUBO IN GOMMA	HOSE
13	133061	1	RACCORDO	FITTING
14	417177	3	RONDELLA	WASHER
15	147072	1	CARCASSA	CASING
16	417159	2	RONDELLA	WASHER
17	409764	1	RACCORDO	FITTING
18	471026	1	TAPPO	CAP
19	417092	1	RONDELLA	WASHER
20	471021	1	TAPPO	CAP
21	417096	1	RONDELLA	WASHER
22	471036	1	TAPPO	CAP
23	409178	1	RACCORDO	FITTING
24	497144	3	VITE	SCREW
25	417026	3	RONDELLA	WASHER
26	176179	1	COPERCHIO	COVER



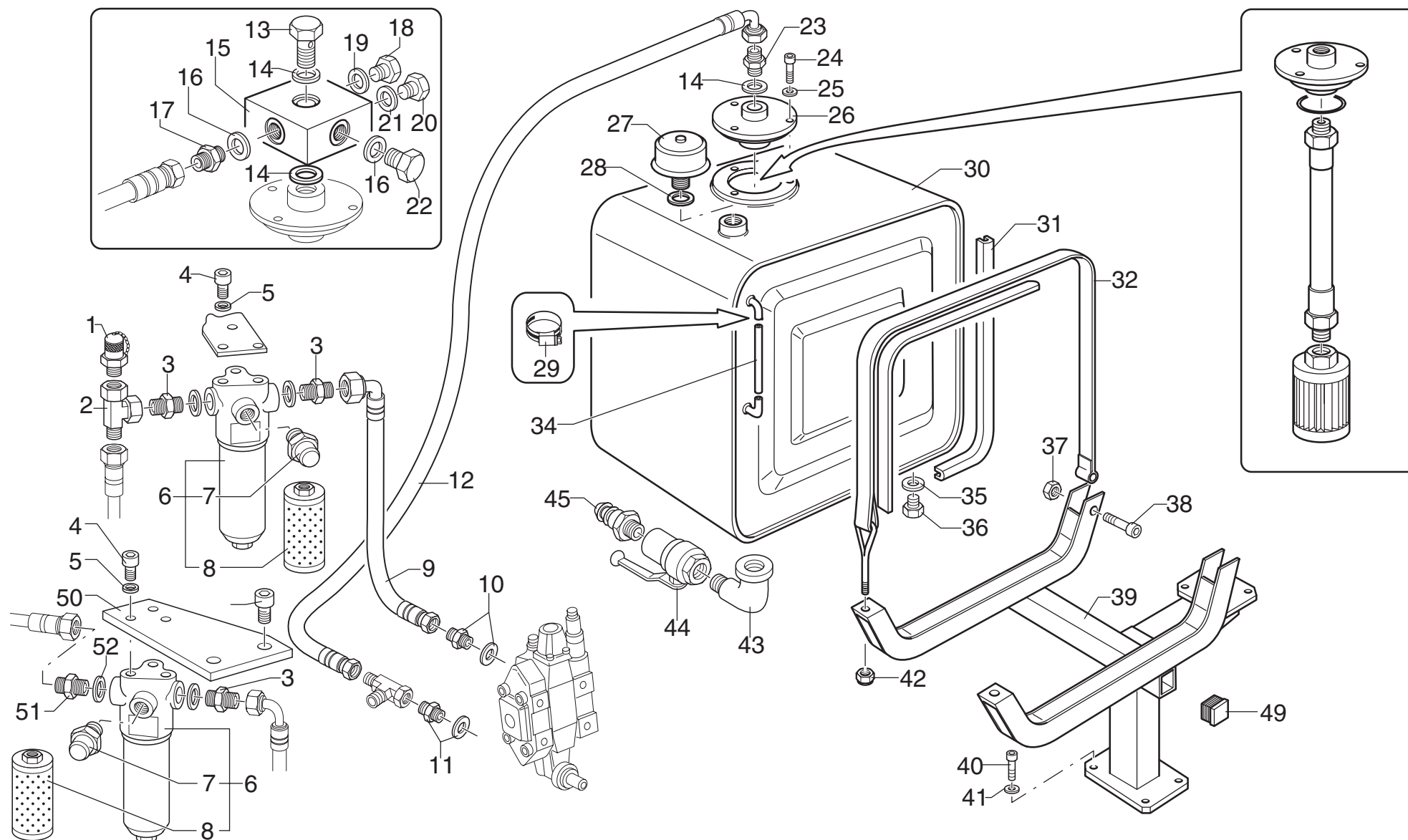
# SERBATOIO OLIO - MANDATA E SCARICO (POSTO IN ALTO)

Oil tank - Delivery and return (raised operating position)

TAV. G.J.01.02

matr. G.A39.0001

SERIE  
Wall Board



**Wall Board****matr. G.A39.0001****TAV. GJ.01.02**

POS.	N° CODICE / CODE N°	Q.	DESCRIZIONE	DESCRIPTION
27	215022	1	FILTRO	FILTER
28	417088	1	RONDELLA	WASHER
29	207001	2	FASCETTA	CLAMP
30	443060	1	SERBATOIO	TANK
31	154108	2	GUARNIZIONE	SEAL
32	207099	2	FASCETTA	CLAMP
33	262166	2	GUARNIZIONE	SEAL
34	487009	1	TUBO IN GOMMA	HOSE
35	417087	1	RONDELLA	WASHER
36	471029	1	TAPPO	CAP
37	191090	2	DADO	NUT
38	497966	2	VITE	SCREW
39	466252	1	SUPPORTO	SUPPORT
40	497174	6	VITE	SCREW
41	417028	4	RONDELLA	WASHER
42	191092	2	DADO	NUT
43	185043	1	RACCORDO	FITTING
44	421005	1	RUBINETTO	TAP
45	239423	1	RACCORDO	FITTING
46	273553	1	GUARNIZIONE	SEAL
47	316240	1	TUBO IN FERRO	IRON PIPE
48	215027	1	CARTUCCIA FILTRANTE	OIL CARTRIDGE
49	471266	3	TAPPO	CAP
50	466623	1	SUPPORTO	SUPPORT
51	409657	1	RACCORDO	FITTING
52	417093	1	RONDELLA	WASHER



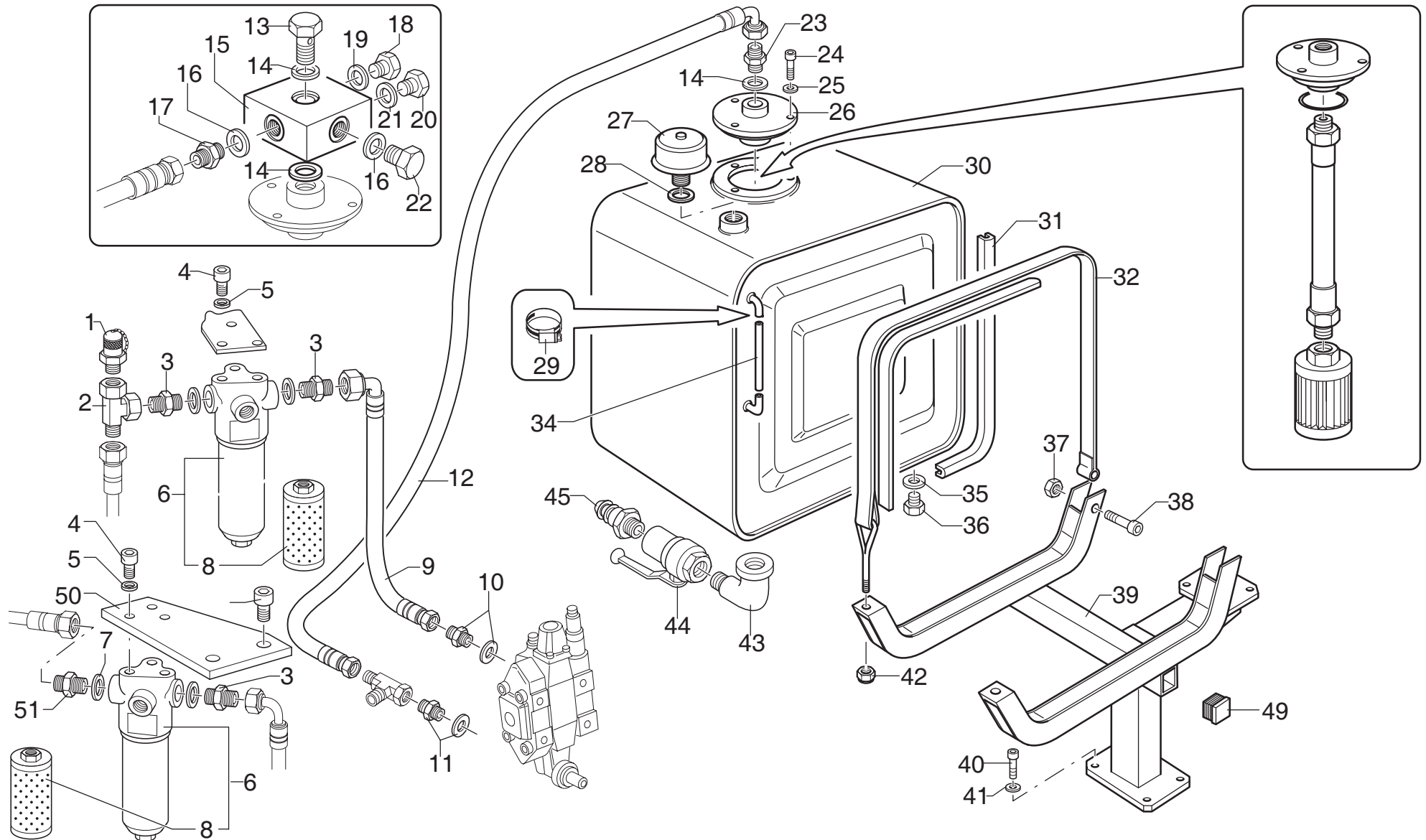
# SERBATOIO OLIO - MANDATA E SCARICO (POSTO IN ALTO)

Oil tank - Delivery and return (raised operating position)

TAV. GJ.01.02A

matr. C11217

SERIE  
Wall Board





**Wall Board****matr. C11217****TAV. GJ.01.02A**

<b>POS.</b>	<b>N° CODICE / CODE N°</b>	<b>Q.</b>	<b>DESCRIZIONE</b>	<b>DESCRIPTION</b>
1	124009	1	ATTACCO RAPIDO	QUICK COUPLING
2	409590	1	RACCORDO	FITTING
3	409635	2	RACCORDO	FITTING
4	497130	6	VITE	SCREW
5	417025	6	RONDELLA	WASHER
6	215073	2	FILTRO	FILTER
7	417093	1	RONDELLA	WASHER
8	149070	2	CARTUCCIA FILTRANTE	OIL CARTRIDGE
9	486565	1	TUBO IN GOMMA	HOSE
10	409586	1	RACCORDO	FITTING
11	409173	1	RACCORDO	FITTING
12	486735	1	TUBO IN GOMMA	HOSE
13	133061	1	RACCORDO	FITTING
14	417177	3	RONDELLA	WASHER
15	147072	1	CARCASSA	CASING
16	417159	2	RONDELLA	WASHER
17	409764	1	RACCORDO	FITTING
18	471026	1	TAPPO	CAP
19	417092	1	RONDELLA	WASHER
20	471021	1	TAPPO	CAP
21	417096	1	RONDELLA	WASHER
22	471036	1	TAPPO	CAP
23	409178	1	RACCORDO	FITTING
24	497144	3	VITE	SCREW
25	417026	3	RONDELLA	WASHER
26	176179	1	COPERCHIO	COVER



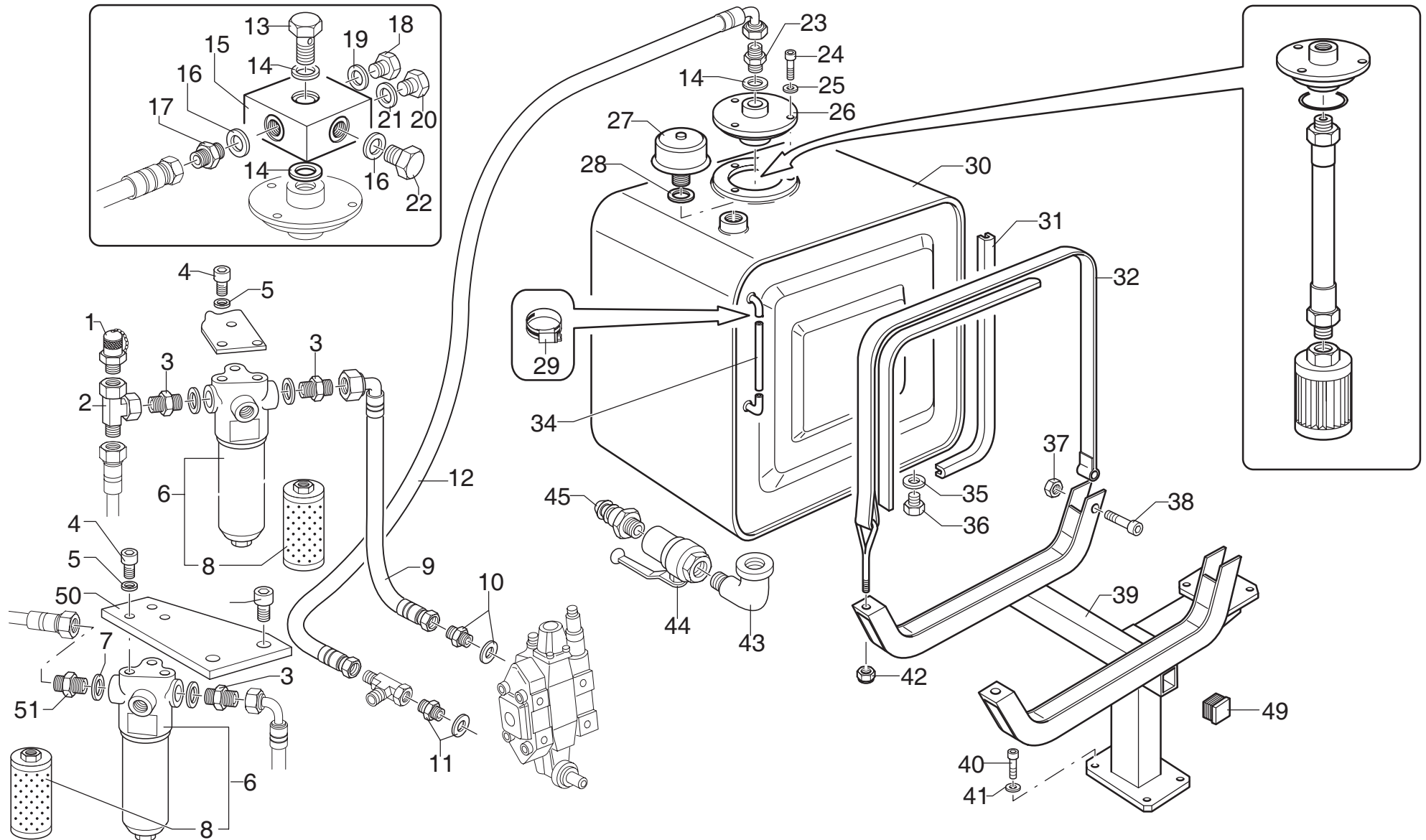
# SERBATOIO OLIO - MANDATA E SCARICO (POSTO IN ALTO)

Oil tank - Delivery and return (raised operating position)

TAV. GJ.01.02A

matr. C11217

SERIE  
Wall Board



**Wall Board**

matr. C11217

TAV. GJ.01.02A

POS.	N° CODICE / CODE N°	Q.	DESCRIZIONE	DESCRIPTION
27	215022	1	FILTRO	FILTER
28	417088	1	RONDELLA	WASHER
29	207001	2	FASCETTA	CLAMP
30	443060	1	SERBATOIO	TANK
31	154108	2	GUARNIZIONE	SEAL
32	207099	2	FASCETTA	CLAMP
33	262166	2	GUARNIZIONE	SEAL
34	487009	1	TUBO IN GOMMA	HOSE
35	417087	1	RONDELLA	WASHER
36	471029	1	TAPPO	CAP
37	191090	2	DADO	NUT
38	497966	2	VITE	SCREW
39	466252	1	SUPPORTO	SUPPORT
40	497174	6	VITE	SCREW
41	417028	4	RONDELLA	WASHER
42	191092	2	DADO	NUT
43	185043	1	RACCORDO	FITTING
44	421005	1	RUBINETTO	TAP
45	239423	1	RACCORDO	FITTING
46	273553	1	GUARNIZIONE	SEAL
47	316240	1	TUBO IN FERRO	IRON PIPE
48	215027	1	CARTUCCIA FILTRANTE	OIL CARTRIDGE
49	471266	3	TAPPO	CAP
50	466623	1	SUPPORTO	SUPPORT
51	409657	1	RACCORDO	FITTING



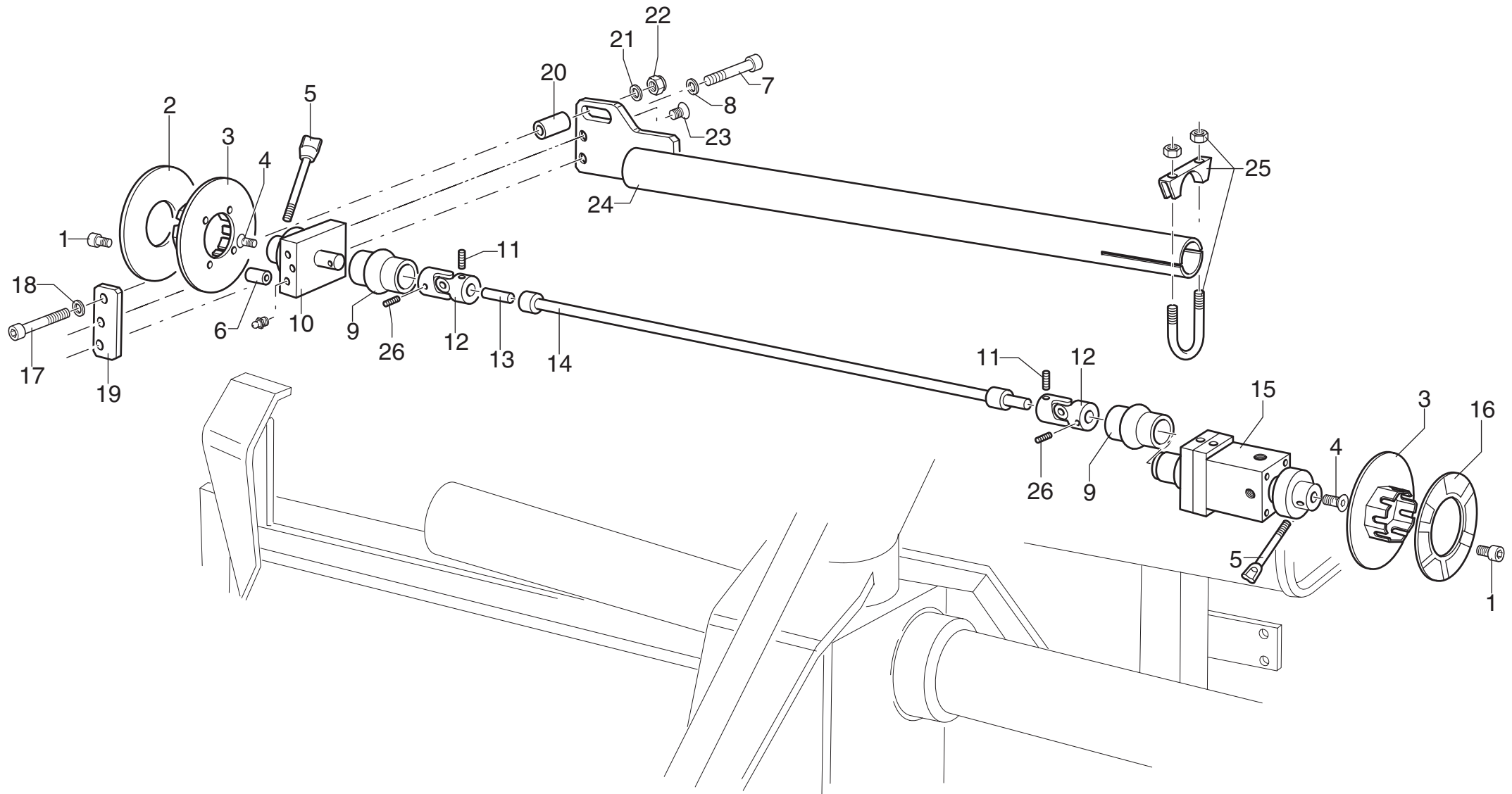
# DEVIATORE IDRAULICO

Hydraulic flow divider

TAV. G.J.02.01

matr. G.A39.0001

SERIE  
Wall Board



**Wall Board****matr. G.A39.0001****TAV. GJ.02.01**

POS.	N° CODICE / CODE N°	Q.	DESCRIZIONE	DESCRIPTION
1	497118	8	VITE	SCREW
2	474967	1	TARGHETTA	DECAL
3	466122	2	SUPPORTO	SUPPORT
4	497245	2	VITE	SCREW
5	120630	2	LEVA	LEVER
6	135347	4	DISTANZIALE	SPACER
7	497202	2	VITE	SCREW
8	417027	2	RONDELLA	WASHER
9	403181	2	PROTEZIONE	PROTECTION
10	193024	1	DEVIATORE	FLOW DIVIDER
11	497963	2	VITE	SCREW
12	240040	2	GIUNTO	COUPLING
13	379991	1	PERNO	PIN
14	481054	1	TIRANTE	TIEROD
15	193023	1	DEVIATORE	FLOW DIVIDER
16	474966	1	TARGHETTA	DECAL
17	497153	1	VITE	SCREW
18	417026	1	RONDELLA	WASHER
19	466218	1	SUPPORTO	SUPPORT
20	136026	1	DISTANZIALE	SPACER
21	417005	1	RONDELLA	WASHER
22	191206	1	DADO	NUT
23	497850	2	VITE	SCREW
24	466217	1	SUPPORTO	SUPPORT
25	207028	1	FASCETTA	CLAMP
26	497295	2	VITE	SCREW



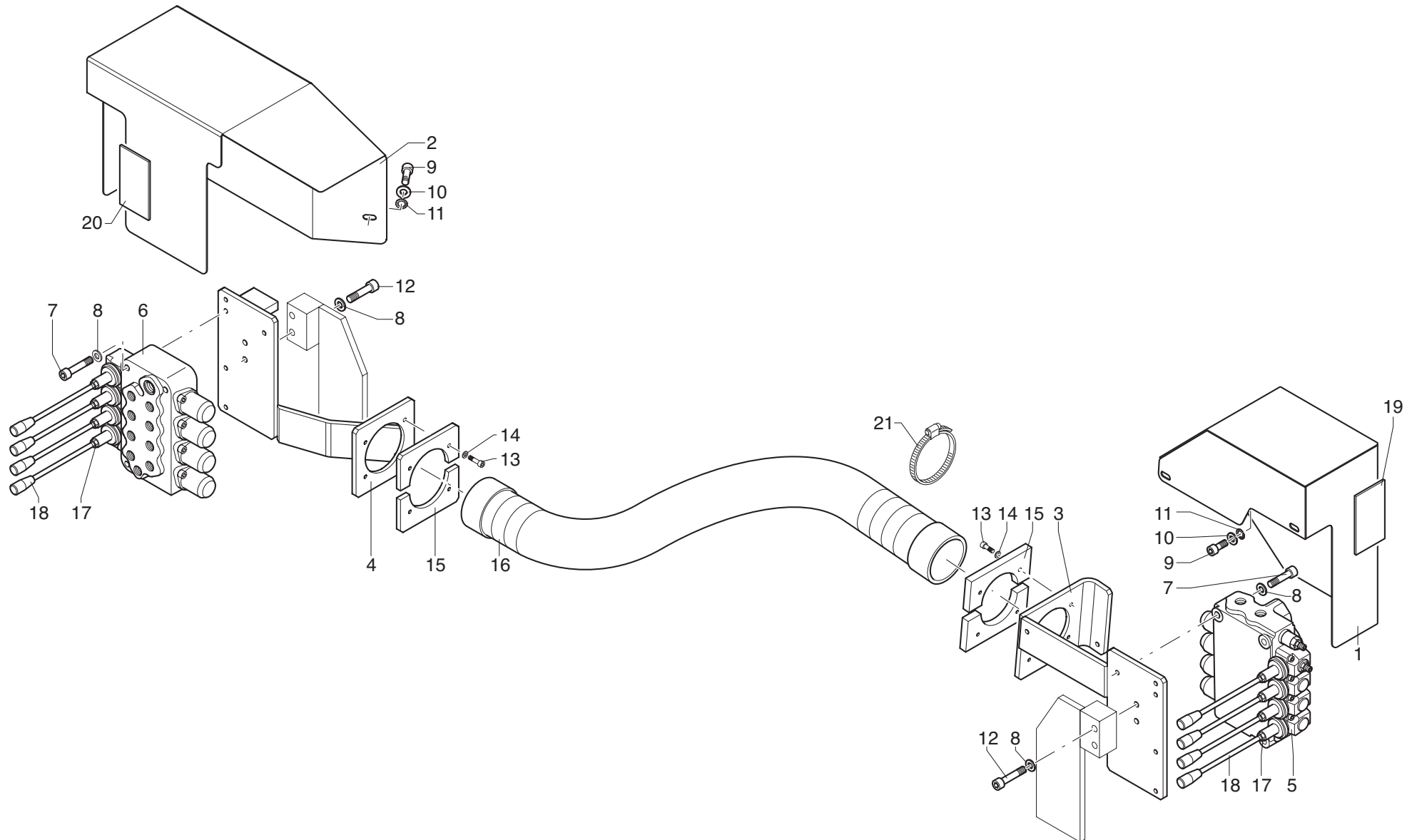
# DISTRIBUTORE PER BRACCI STABILIZZATORI

*Control valve block for outrigger booms*

TAV. GJ.02.02 1/3

matr. G.A39.0001

SERIE  
Wall Board



**Wall Board****matr. G.A39.0001****TAV. GJ.02.02 1/3**

POS.	N° CODICE / CODE N°	Q.	DESCRIZIONE	DESCRIPTION
1	176280	1	CARTER	CASING
2	176281	1	CARTER	CASING
3	466849	1	SUPPORTO	SUPPORT
4	466850	1	SUPPORTO	SUPPORT
5	197419	1	DISTRIBUTORE	CONTROLVALVE BLOCK
6	197420	1	DISTRIBUTORE	CONTROLVALVE BLOCK
7	497137	6	VITE	SCREW
8	417026	4	RONDELLA	WASHER
9	497130	6	VITE	SCREW
10	417004	6	ROSETTA	WASHER
11	417025	12	RONDELLA	WASHER
12	497149	4	VITE	SCREW
13	497119	8	VITE	SCREW
14	417024	8	RONDELLA	WASHER
15	409517	2	FLANGIA	FLANGE
16	276105	1	GUAINA	SHEATH
17	191064	8	DADO	NUT
18	120754	8	LEVA	LEVER
19	478536	1	TARGHETTA	DECAL
20	478535	1	TARGHETTA	DECAL
21	207007	2	FASCETTA	CLAMP



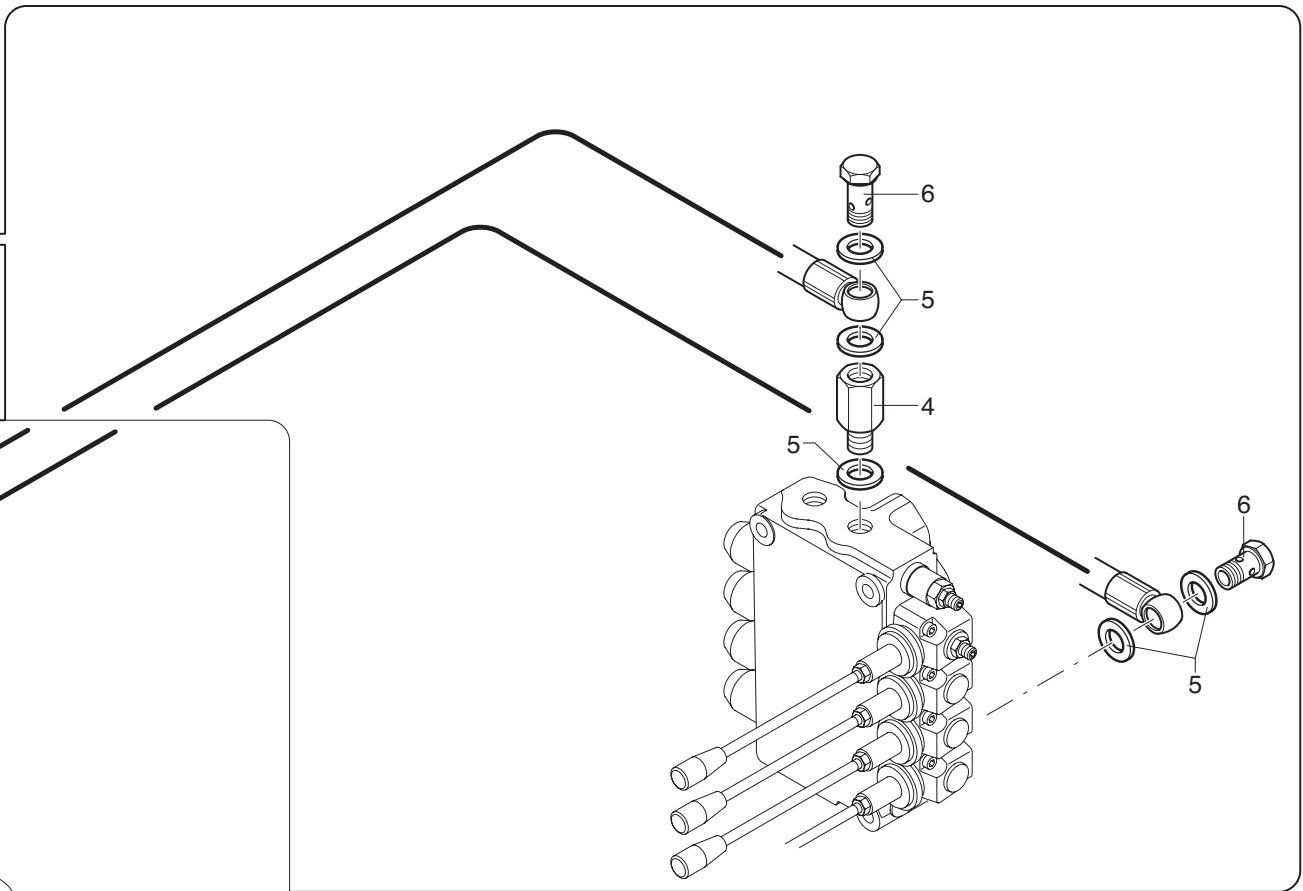
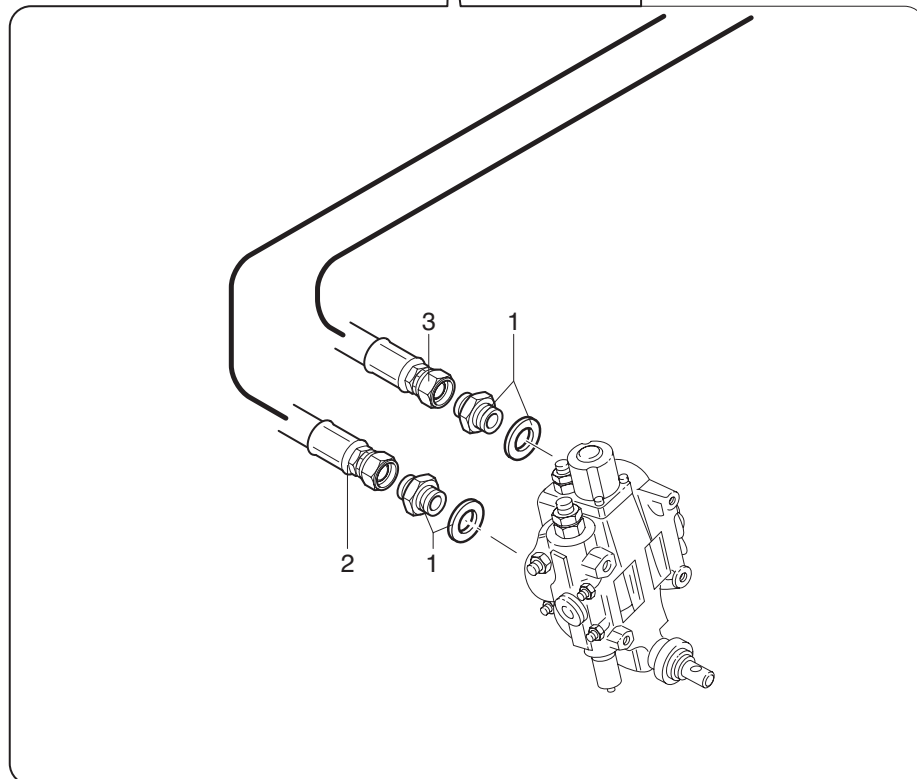
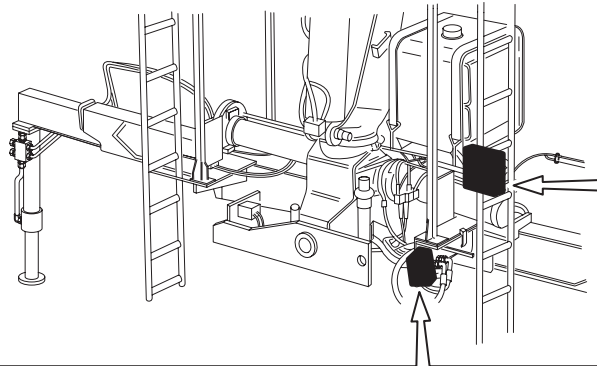
# DISTRIBUTORE PER BRACCI STABILIZZATORI

*Control valve block for outrigger booms*

TAV. GJ.02.02 2/3

matr. G.A39.0001

SERIE  
Wall Board









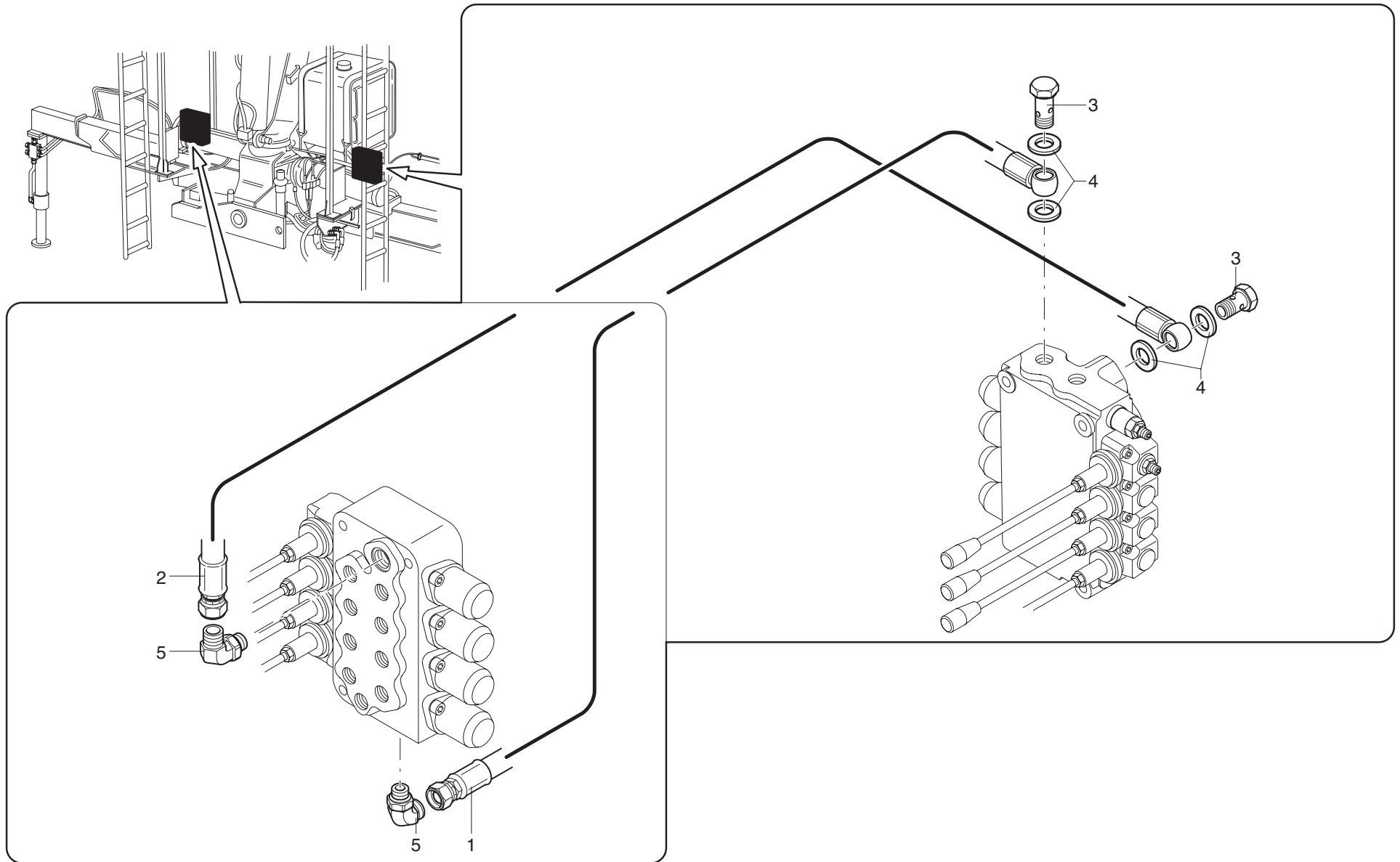
# DISTRIBUTORE PER BRACCI STABILIZZATORI

*Control valve block for outrigger booms*

TAV. GJ.02.02 3/3

matr. G.A39.0001

**SERIE  
Wall Board**







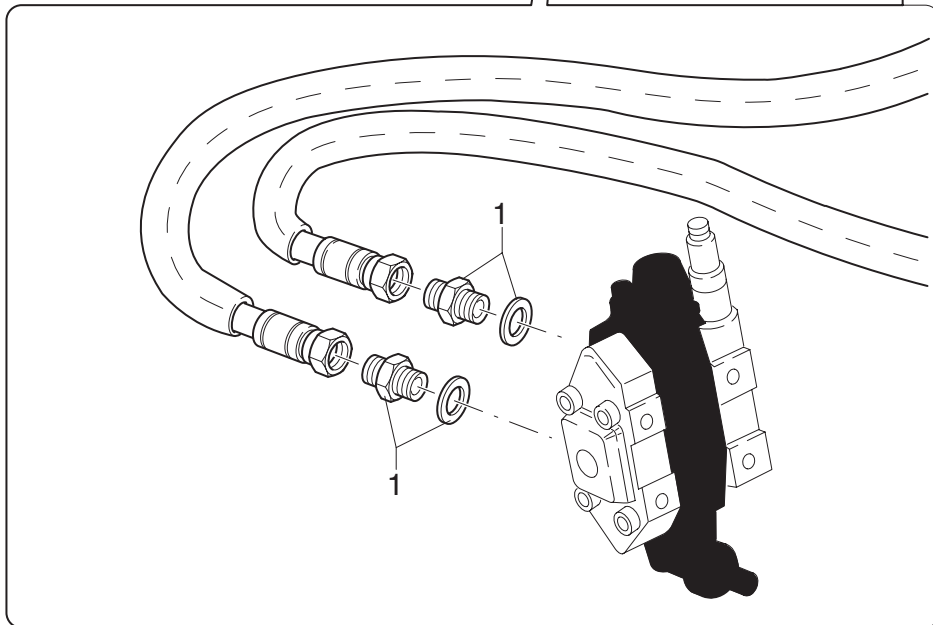
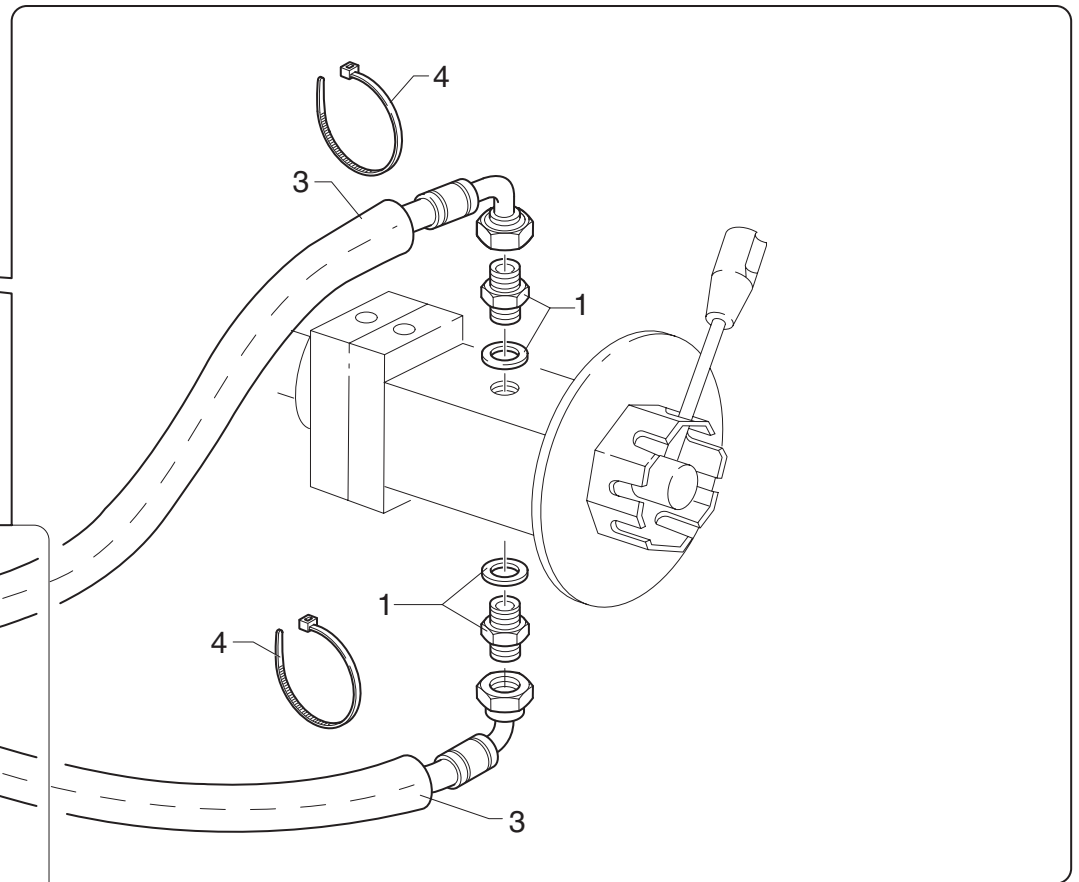
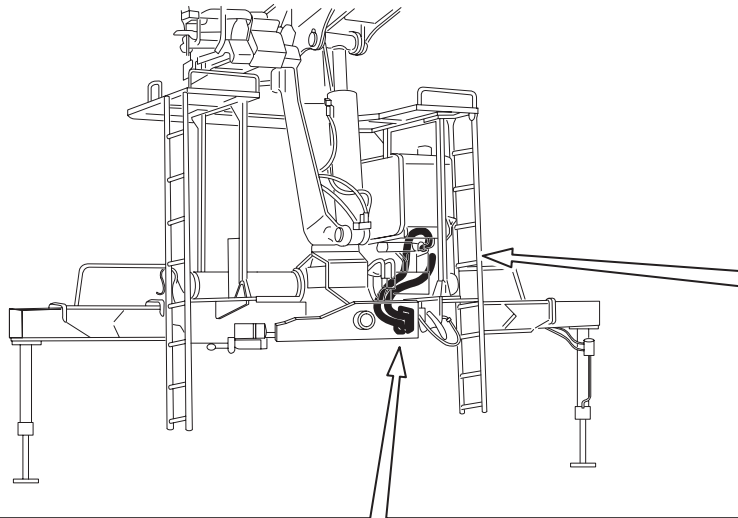
# COMANDO MARTINETTO STABILIZZATORE

*Outrigger cylinder control*

TAV. GK.01.01 1/3

matr. G.A39.0001

SERIE  
Wall Board







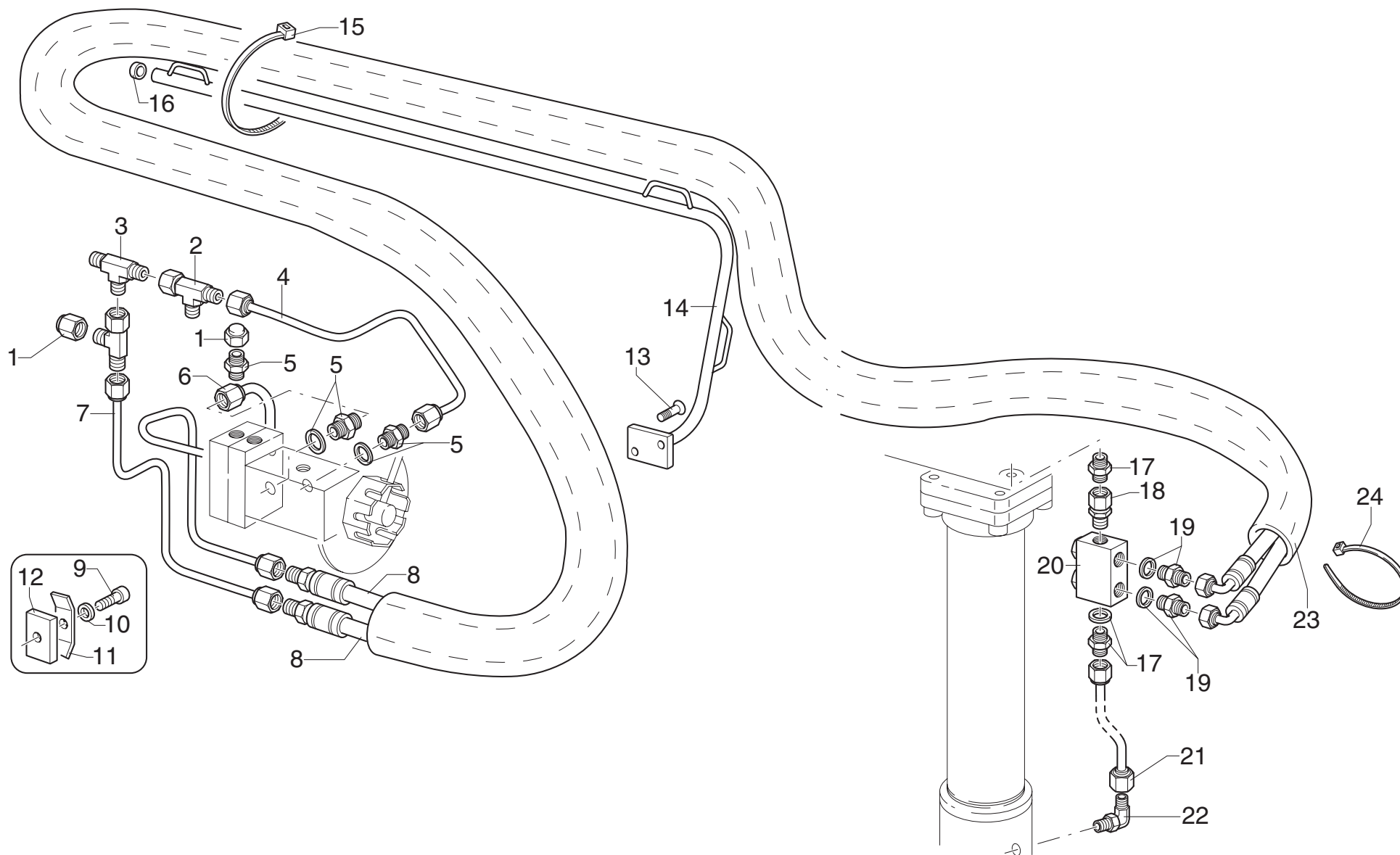
# COMANDO MARTINETTI STABILIZZATORI - STANDARD ED EXTRALARGHI

*Outrigger cylinders control - standard and extra-large*

TAV. GK.01.01 2/3

matr. G.A39.0001

**SERIE  
Wall Board**



**Wall Board**

matr. G.A39.0001

TAV. GK.01.01 2/3

POS.	N° CODICE / CODE N°	Q.	DESCRIZIONE	DESCRIPTION
1	471151	1	TAPPO	CAP
2	409616	2	RACCORDO	FITTING
3	409602	1	RACCORDO	FITTING
4	492855	1	TUBO IN FERRO	IRON PIPE
5	409610	3	RACCORDO	FITTING
6	492853	1	TUBO IN FERRO	IRON PIPE
7	492858	1	TUBO IN FERRO	IRON PIPE
8	486742	2	TUBO IN GOMMA	HOSE
9	497130	2	VITE	SCREW
10	417025	2	RONDELLA	WASHER
11	353099	2	MORSETTO	FASTENING UNIT
12	262170	2	SPESSORE	SHIM
13	497850	2	VITE	SCREW
14	492862	1	SUPPORTO	SUPPORT
15	207064	4	FASCETTA	CLAMP
16	471218	1	TAPPO	CAP
17	409586	2	RACCORDO	FITTING
18	409427	1	RACCORDO	FITTING
19	409632	2	RACCORDO	FITTING
20	495394	1	VALVOLA	VALVE
21	492872	1	TUBO IN FERRO	IRON PIPE
22	409595	1	RACCORDO	FITTING
23	276081	1	GUAINA	SHEAT
24	207025	2	FASCETTA	CLAMP



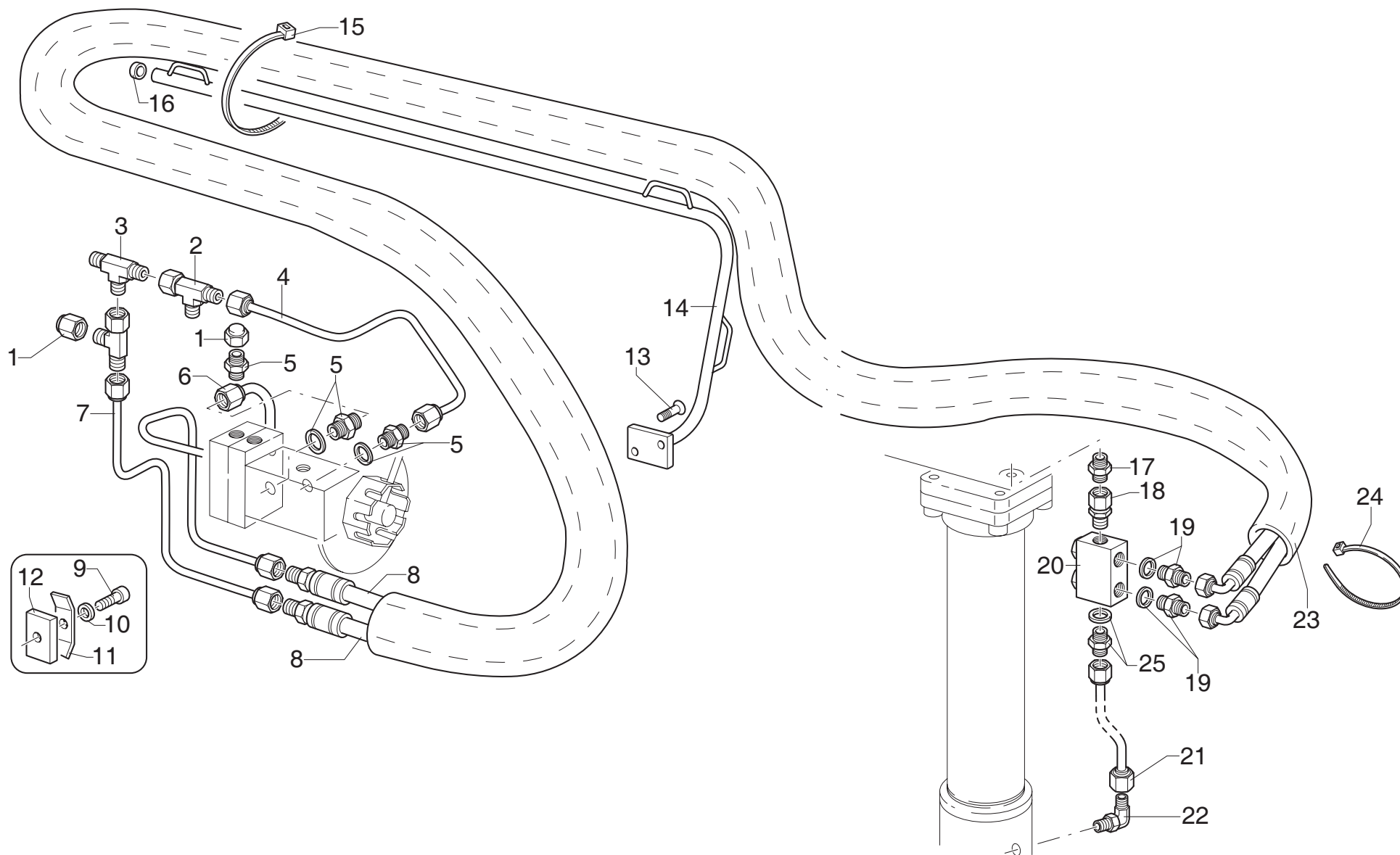
# COMANDO MARTINETTI STABILIZZATORI - STANDARD ED EXTRALARGHI

*Outrigger cylinders control - standard and extra-large*

TAV. GK.01.01A 2/3

matr. C11108

SERIE  
Wall Board





**Wall Board****matr. C11108****TAV. GK.01.01A 2/3**

POS.	N° CODICE / CODE N°	Q.	DESCRIZIONE	DESCRIPTION
1	471151	1	TAPPO	CAP
2	409616	2	RACCORDO	FITTING
3	409602	1	RACCORDO	FITTING
4	492855	1	TUBO IN FERRO	IRON PIPE
5	409610	3	RACCORDO	FITTING
6	492853	1	TUBO IN FERRO	IRON PIPE
7	492858	1	TUBO IN FERRO	IRON PIPE
8	486742	2	TUBO IN GOMMA	HOSE
9	497130	2	VITE	SCREW
10	417025	2	RONDELLA	WASHER
11	353099	2	MORSETTO	FASTENING UNIT
12	262170	2	SPESSORE	SHIM
13	497850	2	VITE	SCREW
14	492862	1	SUPPORTO	SUPPORT
15	207064	4	FASCETTA	CLAMP
16	471218	1	TAPPO	CAP
17	409586	1	RACCORDO	FITTING
18	409748	1	RACCORDO	FITTING
19	409610	2	RACCORDO	FITTING
20	495626	1	VALVOLA	VALVE
21	460010	1	TUBO IN FERRO	IRON PIPE
22	409595	1	RACCORDO	FITTING
23	276081	1	GUAINA	SHEAT
24	207025	2	FASCETTA	CLAMP
25	409831	1	RACCORDO	FITTING



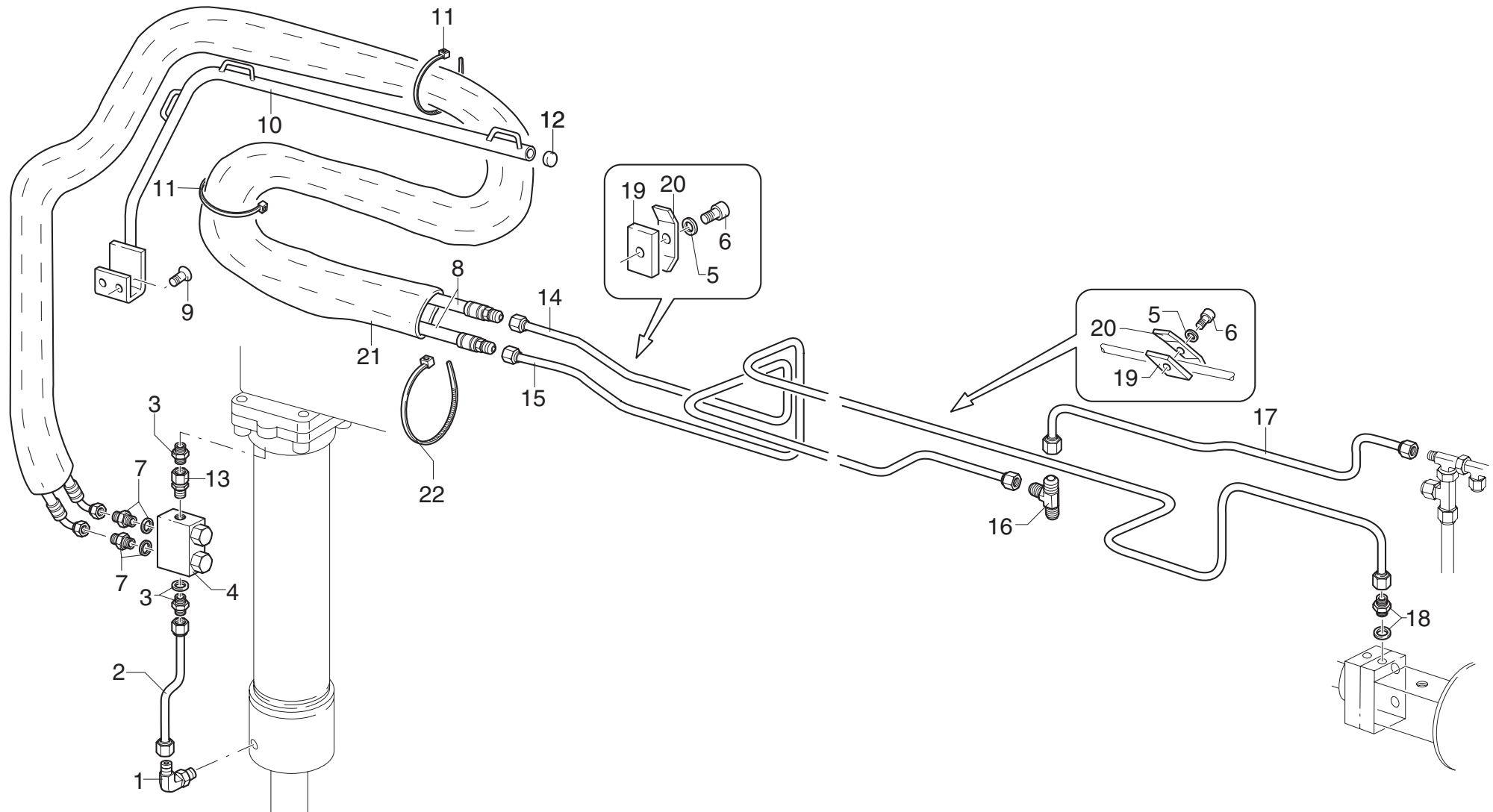
# COMANDO MARTINETTI STABILIZZATORI - STANDARD ED EXTRALARGHI

*Outrigger cylinders control - standard and extra-large*

TAV. GK.01.01 3/3

matr. G.A39.0001

**SERIE  
Wall Board**



**Wall Board****matr. G.A39.0001****TAV. GK.01.01 3/3**

POS.	N° CODICE / CODE N°	Q.	DESCRIZIONE	DESCRIPTION
1	409595	1	RACCORDO	FITTING
2	492872	1	TUBO IN FERRO	IRON PIPE
3	409586	2	RACCORDO	FITTING
4	495394	1	VALVOLA	VALVE
5	417025	2	RONDELLA	WASHER
6	497130	2	VITE	SCREW
7	409632	2	RACCORDO	FITTING
8	486742	2	TUBO IN GOMMA	HOSE
9	497850	2	VITE	SCREW
10	466216	1	SUPPORTO	SUPPORT
11	207064	6	FASCETTA	CLAMP
12	471218	1	TAPPO	CAP
13	409427	1	RACCORDO	FITTING
14	492859	1	TUBO IN FERRO	IRON PIPE
15	492851	1	TUBO IN FERRO	IRON PIPE
16	409602	1	RACCORDO	FITTING
17	492857	1	TUBO IN FERRO	IRON PIPE
18	409610	1	RACCORDO	FITTING
19	262170	2	SPESSORE	SHIM
20	353099	2	MORSETTO	FASTENING UNIT
21	276081	1	GUAINA	SHEATH
22	207025	2	FASCETTA	CLAMP



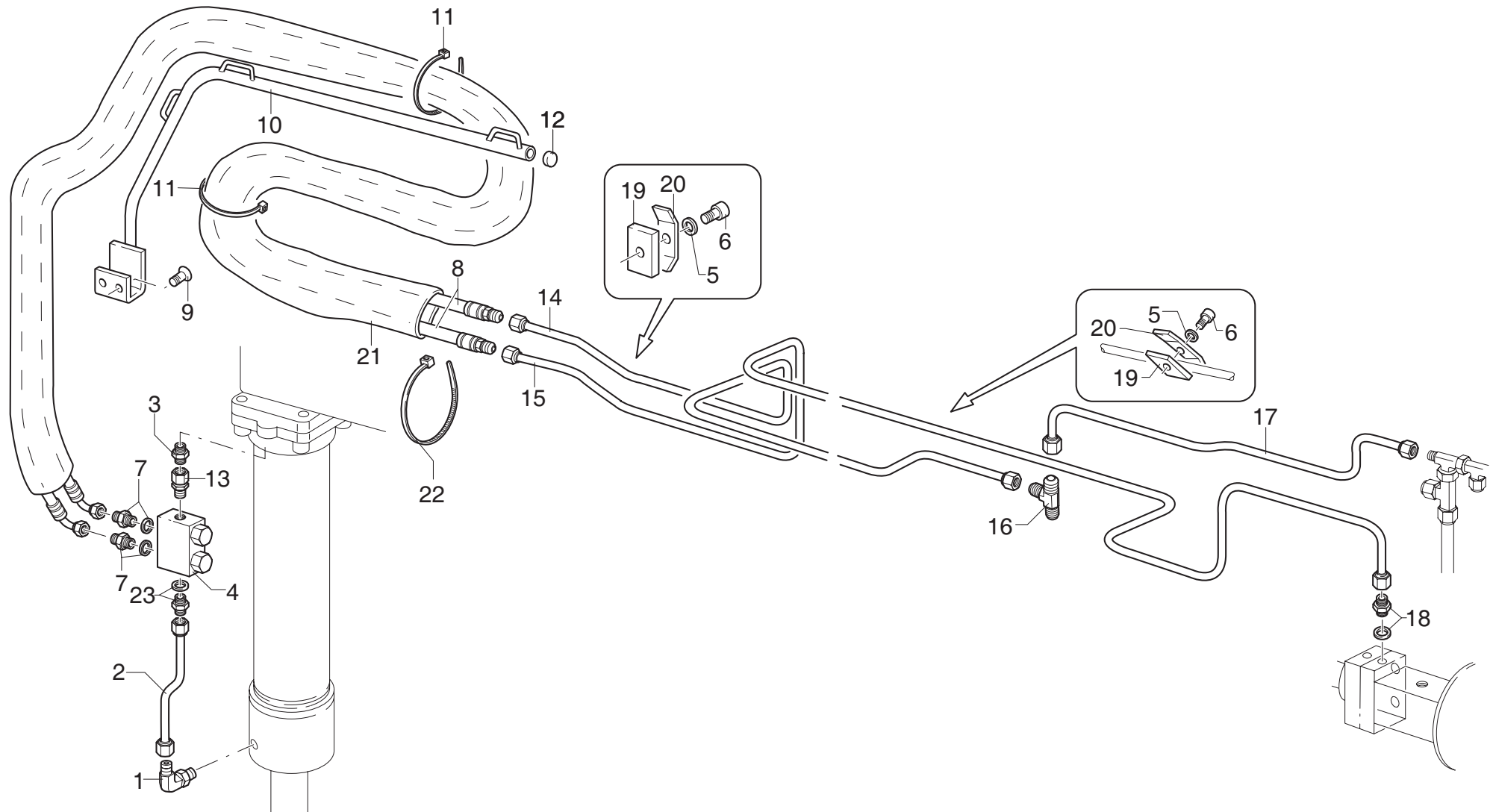
# COMANDO MARTINETTI STABILIZZATORI - STANDARD ED EXTRALARGHI

*Outrigger cylinders control - standard and extra-large*

TAV. GK.01.01A 3/3

matr. C11108

**SERIE  
Wall Board**



**Wall Board****matr. C11108****TAV. GK.01.01A 3/3**

POS.	N° CODICE / CODE N°	Q.	DESCRIZIONE	DESCRIPTION
1	409595	1	RACCORDO	FITTING
2	460010	1	TUBO IN FERRO	IRON PIPE
3	409586	1	RACCORDO	FITTING
4	495626	1	VALVOLA	VALVE
5	417025	2	RONDELLA	WASHER
6	497130	2	VITE	SCREW
7	409610	2	RACCORDO	FITTING
8	486742	2	TUBO IN GOMMA	HOSE
9	497850	2	VITE	SCREW
10	466216	1	SUPPORTO	SUPPORT
11	207064	6	FASCETTA	CLAMP
12	471218	1	TAPPO	CAP
13	409748	1	RACCORDO	FITTING
14	492859	1	TUBO IN FERRO	IRON PIPE
15	492851	1	TUBO IN FERRO	IRON PIPE
16	409602	1	RACCORDO	FITTING
17	492857	1	TUBO IN FERRO	IRON PIPE
18	409610	1	RACCORDO	FITTING
19	262170	2	SPESSORE	SHIM
20	353099	2	MORSETTO	FASTENING UNIT
21	276081	1	GUAINA	SHEATH
22	207025	2	FASCETTA	CLAMP
23	409831	1	RACCORDO	FITTIN



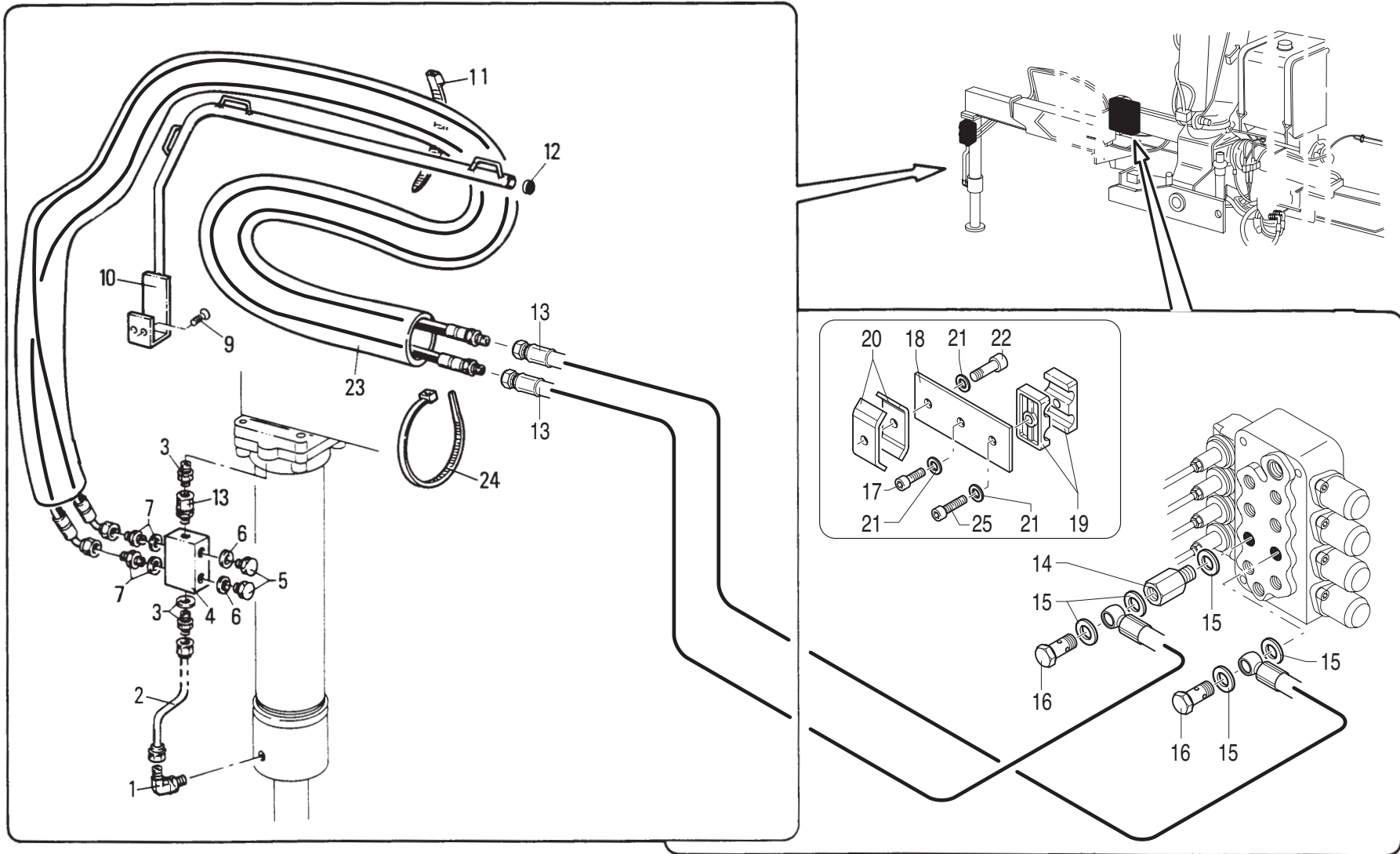
# COMANDO MARTINETTO STABILIZZATORE SX CON DISTRIBUTORI

*Outrigger cylinder control (lh) - with control valve*

TAV. GK.01.02 1/2

matr. G.A39.0001

SERIE  
Wall Board



**Wall Board****matr. G.A39.0001****TAV. GK.01.02 1/2**

POS.	N° CODICE / CODE N°	Q.	DESCRIZIONE	DESCRIPTION
1	409595	1	RACCORDO	FITTING
2	492872	1	TUBO IN FERRO	IRON PIPE
3	409586	2	RACCORDO	FITTING
4	495394	1	VALVOLA	VALVE
5	471026	2	TAPPO	CAP
6	417096	2	RONDELLA	WASHER
7	409632	2	RACCORDO	FITTING
8	486742	2	TUBO IN GOMMA	HOSE
9	497850	2	VITE	SCREW
10	466216	1	SUPPORTO	SUPPORT
11	207064	4	FASCETTA	CLAMP
12	471218	1	TAPPO	CAP
13	482140	2	TUBO IN GOMMA	HOSE
14	164123	1	COLONNETTA	STUD
15	417094	5	RONDELLA	WASHER
16	133004	2	RACCORDO	FITTING
17	497251	1	VITE	SCREW
18	466852	1	SUPPORTO	SUPPORT
19	453079	1	MORSETTO	FASTENING UNIT
20	353099	2	MORSETTO	FASTENING UNIT
21	417025	3	RONDELLA	WASHER
22	497136	1	VITE	SCREW
23	276081	1	GUAINA	SHEATH
24	207025	2	FASCETTA	CLAMP
25	497137	1	VITE	SCREW



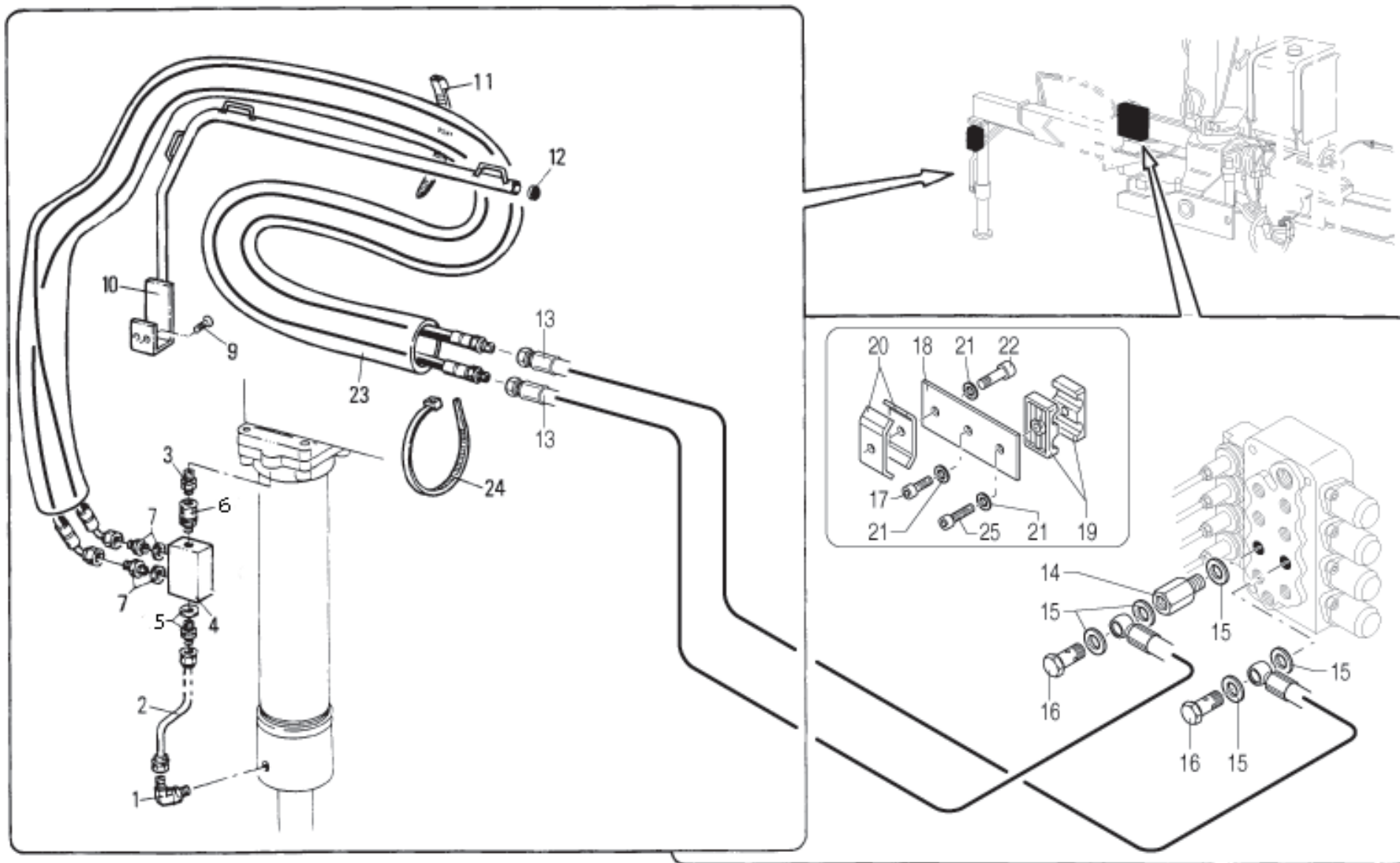
# COMANDO MARTINETTO STABILIZZATORE SX CON DISTRIBUTORI

*Outrigger cylinder control (lh) - with control valve*

TAV. GK.01.02A 1/2

matr. C11108

SERIE  
Wall Board





**Wall Board****matr. C11108****TAV. GK.01.02A 1/2**

POS.	N° CODICE / CODE N°	Q.	DESCRIZIONE	DESCRIPTION
1	409595	1	RACCORDO	FITTING
2	460010	1	TUBO IN FERRO	IRON PIPE
3	409586	1	RACCORDO	FITTING
4	495626	1	VALVOLA	VALVE
5	409831	1	RACCORDO	FITTING
6	409748	1	RACCORDO	FITTING
7	409610	2	RACCORDO	FITTING
8	486742	2	TUBO IN GOMMA	HOSE
9	497850	2	VITE	SCREW
10	466216	1	SUPPORTO	SUPPORT
11	207064	4	FASCETTA	CLAMP
12	471218	1	TAPPO	CAP
13	482140	2	TUBO IN GOMMA	HOSE
14	164123	1	COLONNETTA	STUD
15	417094	5	RONDELLA	WASHER
16	133004	2	RACCORDO	FITTING
17	497251	1	VITE	SCREW
18	466852	1	SUPPORTO	SUPPORT
19	453079	1	MORSETTO	FASTENING UNIT
20	353099	2	MORSETTO	FASTENING UNIT
21	417025	3	RONDELLA	WASHER
22	497136	1	VITE	SCREW
23	276081	1	GUAINA	SHEATH
24	207025	2	FASCETTA	CLAMP
25	497137	1	VITE	SCREW



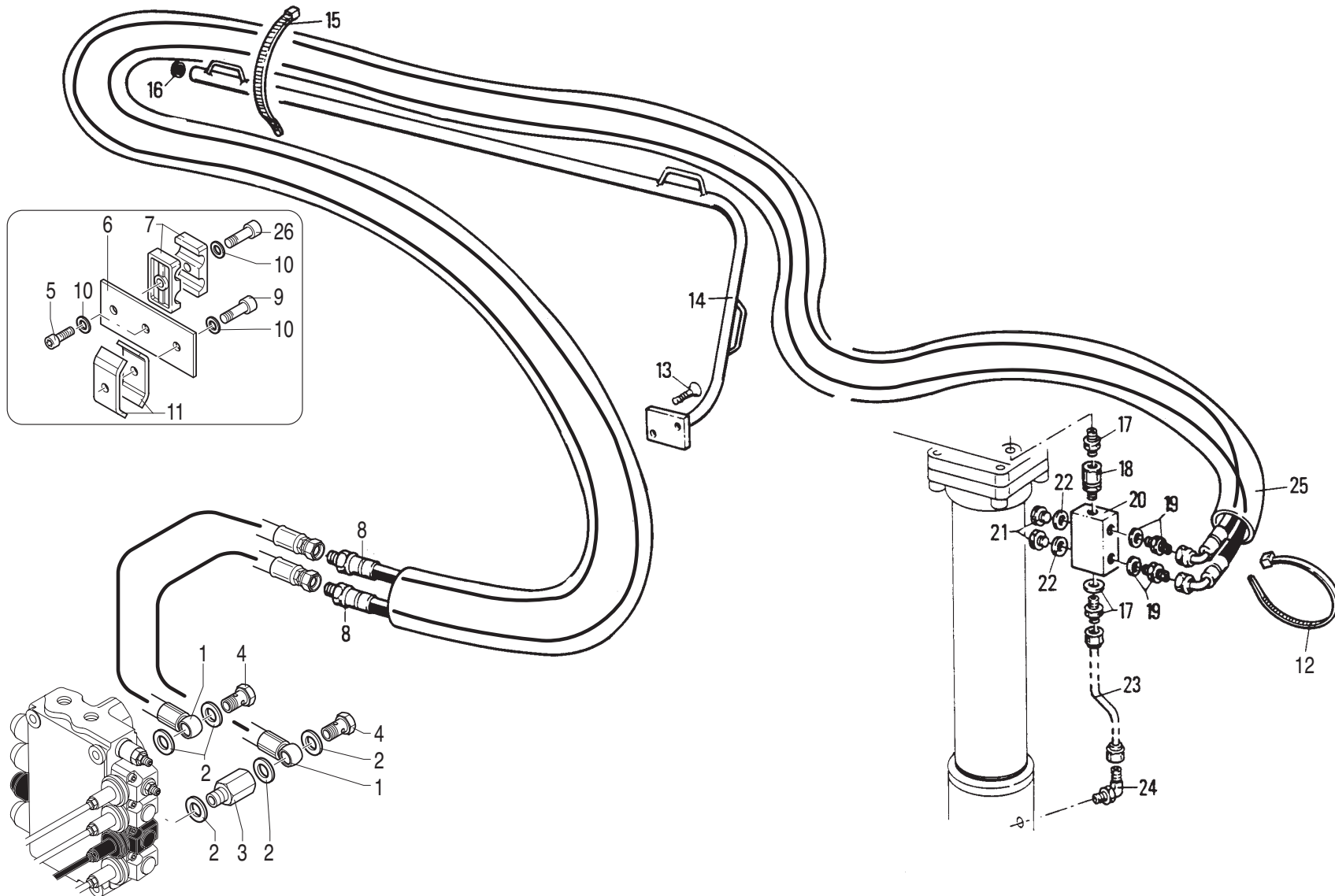
# COMANDO MARTINETTO STABILIZZATORE DX CON DISTRIBUTORI

*Outrigger cylinder control (rh) - with control valve*

TAV. GK.01.02 2/2

matr. G.A39.0001

**SERIE  
Wall Board**



**Wall Board**

matr. G.A39.0001

TAV. GK.01.02 2/2

POS.	N° CODICE / CODE N°	Q.	DESCRIZIONE	DESCRIPTION
1	482139	2	TUBO IN GOMMA	HOSE
2	417094	5	RONDELLA	WASHER
3	164123	1	COLONNETTA	STUD
4	133004	2	RACCORDO	FITTING
5	497251	1	VITE	SCREW
6	466851	1	SUPPORTO	SUPPORT
7	353079	1	MORSETTO	FASTENING UNIT
8	486742	2	TUBO IN GOMMA	HOSE
9	497136	1	VITE	SCREW
10	417025	3	RONDELLA	WASHER
11	353099	2	MORSETTO	FASTENING UNIT
12	207025	2	FASCETTA	CLAMP
13	497850	2	VITE	SCREW
14	492862	1	SUPPORTO	SUPPORT
15	207064	4	FASCETTA	CLAMP
16	471218	1	TAPPO	CAP
17	409586	2	RACCORDO	FITTING
18	409427	1	RACCORDO	FITTING
19	409632	2	RACCORDO	FITTING
20	495394	1	VALVOLA	VALVE
21	471026	2	TAPPO	CAP
22	417096	2	RONDELLA	WASHER
23	492872	1	TUBO IN FERRO	IRON PIPE
24	409595	1	RACCORDO	FITTING
25	276081	1	GUAINA	SHEATH
26	497137	1	VITE	SCREW



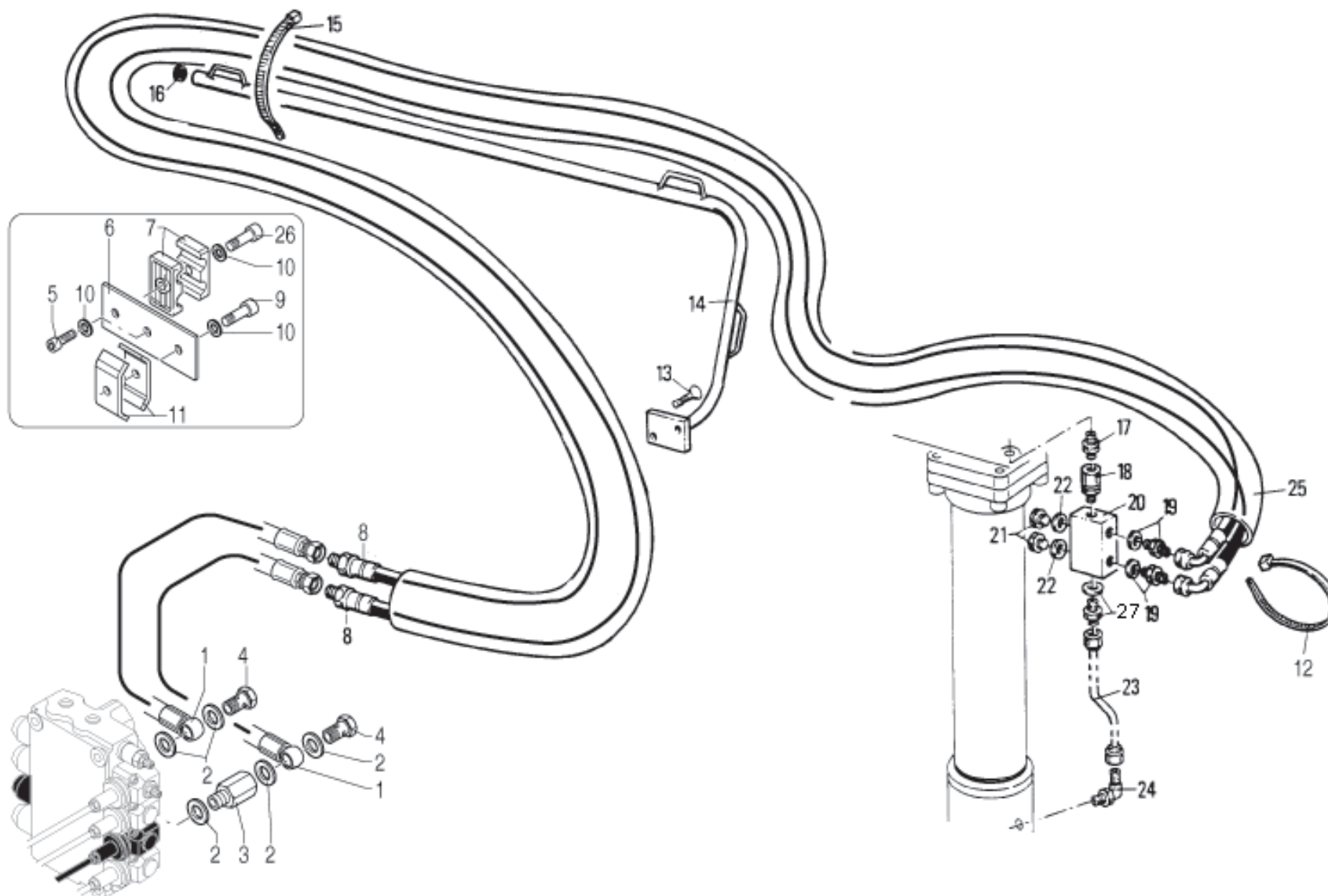
# COMANDO MARTINETTO STABILIZZATORE DX CON DISTRIBUTORI

*Outrigger cylinder control (rh) - with control valve*

TAV. GK.01.02A 2/2

matr. C11108

SERIE  
Wall Board



**Wall Board****matr. C11108****TAV. GK.01.02A 2/2**

<b>POS.</b>	<b>N° CODICE / CODE N°</b>	<b>Q.</b>	<b>DESCRIZIONE</b>	<b>DESCRIPTION</b>
1	482139	2	TUBO IN GOMMA	HOSE
2	417094	5	RONDELLA	WASHER
3	164123	1	COLONNETTA	STUD
4	133004	2	RACCORDO	FITTING
5	497251	1	VITE	SCREW
6	466851	1	SUPPORTO	SUPPORT
7	353079	1	MORSETTO	FASTENING UNIT
8	486742	2	TUBO IN GOMMA	HOSE
9	497136	1	VITE	SCREW
10	417025	3	RONDELLA	WASHER
11	353099	2	MORSETTO	FASTENING UNIT
12	207025	2	FASCETTA	CLAMP
13	497850	2	VITE	SCREW
14	492862	1	SUPPORTO	SUPPORT
15	207064	4	FASCETTA	CLAMP
16	471218	1	TAPPO	CAP
17	409586	1	RACCORDO	FITTING
18	409748	1	RACCORDO	FITTING
19	409632	2	RACCORDO	FITTING
20	495626	1	VALVOLA	VALVE
21	471026	2	TAPPO	CAP
22	417096	2	RONDELLA	WASHER
23	460010	1	TUBO IN FERRO	IRON PIPE
24	409595	1	RACCORDO	FITTING
25	276081	1	GUAINA	SHEATH
26	497137	1	VITE	SCREW



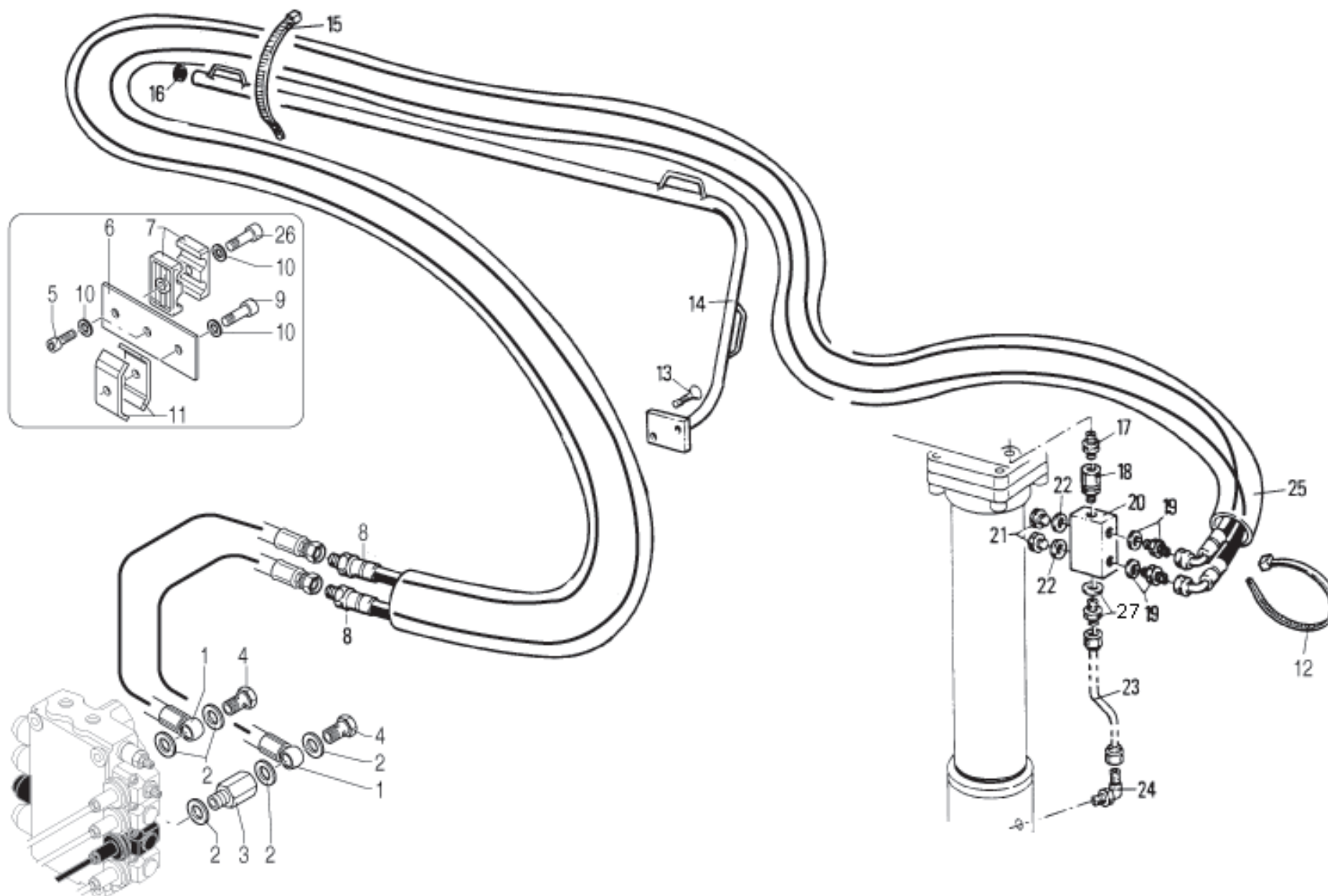
# COMANDO MARTINETTO STABILIZZATORE DX CON DISTRIBUTORI

*Outrigger cylinder control (rh) - with control valve*

TAV. GK.01.02A 2/2

matr. C11108

SERIE  
Wall Board



**Wall Board****matr. C11108****TAV. GK.01.02A 2/2**

POS.	N° CODICE / CODE N°	Q.	DESCRIZIONE	DESCRIPTION
27	409831	1	RACCORDO	FITTING



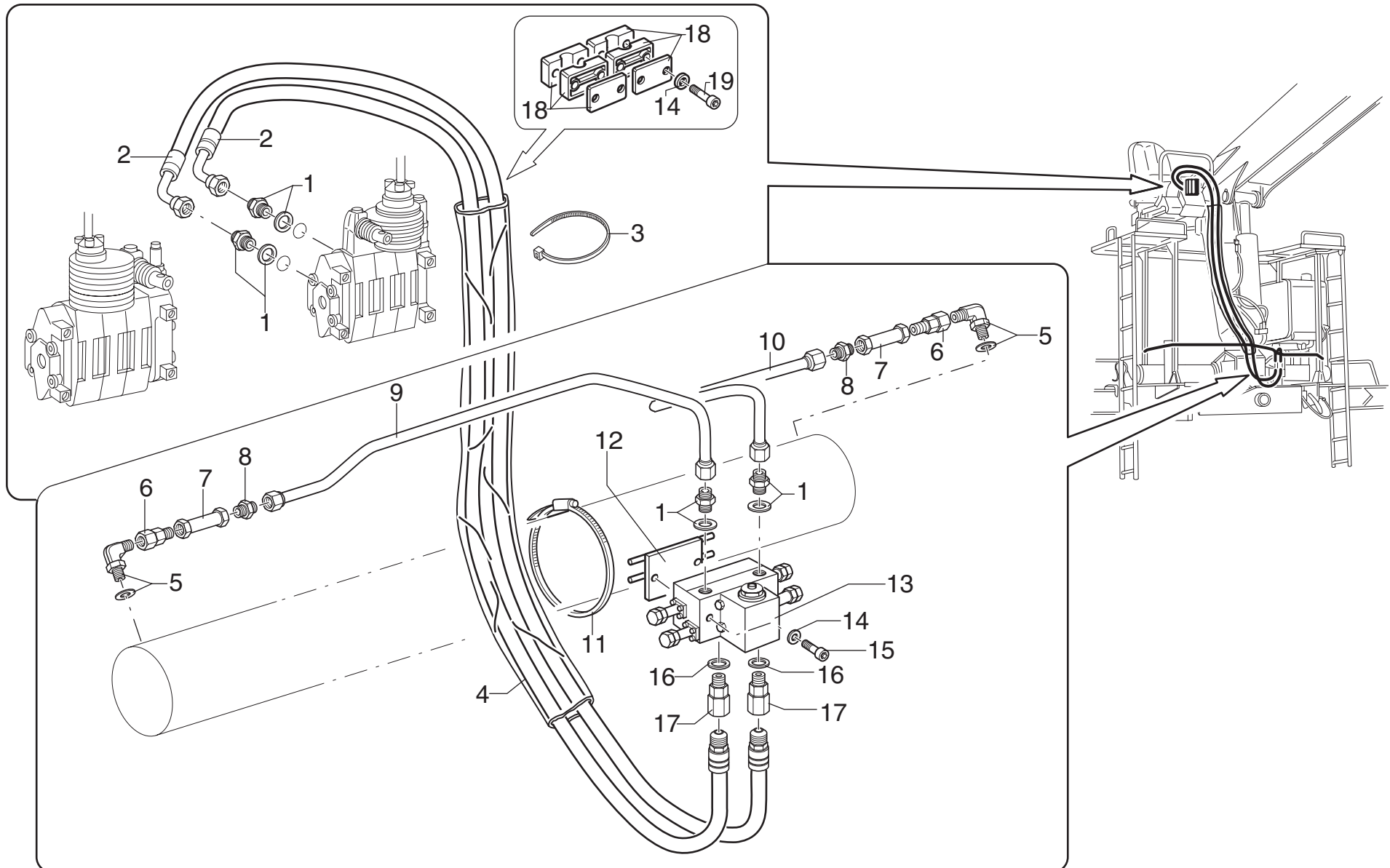
# COMANDO ROTAZIONE CON "WALVOIL" (POSTO IN ALTO)

*Slewing control with "WALVOIL" (raised operating position)*

TAV. GK.02.01

matr. G.A39.0001

SERIE  
Wall Board





**Wall Board****matr. G.A39.0001****TAV. GK.02.01**

POS.	N° CODICE / CODE N°	Q.	DESCRIZIONE	DESCRIPTION
1	409586	4	RACCORDO	FITTING
2	486763	2	TUBO IN GOMMA	HOSE
3	207064	1	FASCETTA	CLAMP
4	276071	1	GUAINA	SHEATH
5	409595	2	RACCORDO	FITTING
6	498748	2	RACCORDO	FITTING
7	495459	2	VALVOLA	VALVE
8	409831	2	RACCORDO	FITTING
9	493008	1	TUBO IN FERRO	IRON PIPE
10	493007	1	TUBO IN FERRO	IRON PIPE
11	207013	2	FASCETTA	CLAMP
12	465879	1	SUPPORTO	SUPPORT
13	495465	1	VALVOLA	VALVE
14	417024	6	RONDELLA	WASHER
15	497345	2	VITE	SCREW
16	417092	2	RONDELLA	WASHER
17	239268	2	RACCORDO	FITTING
18	353086	2	MORSETTO	FASTENING UNIT
19	497131	4	VITE	SCREW



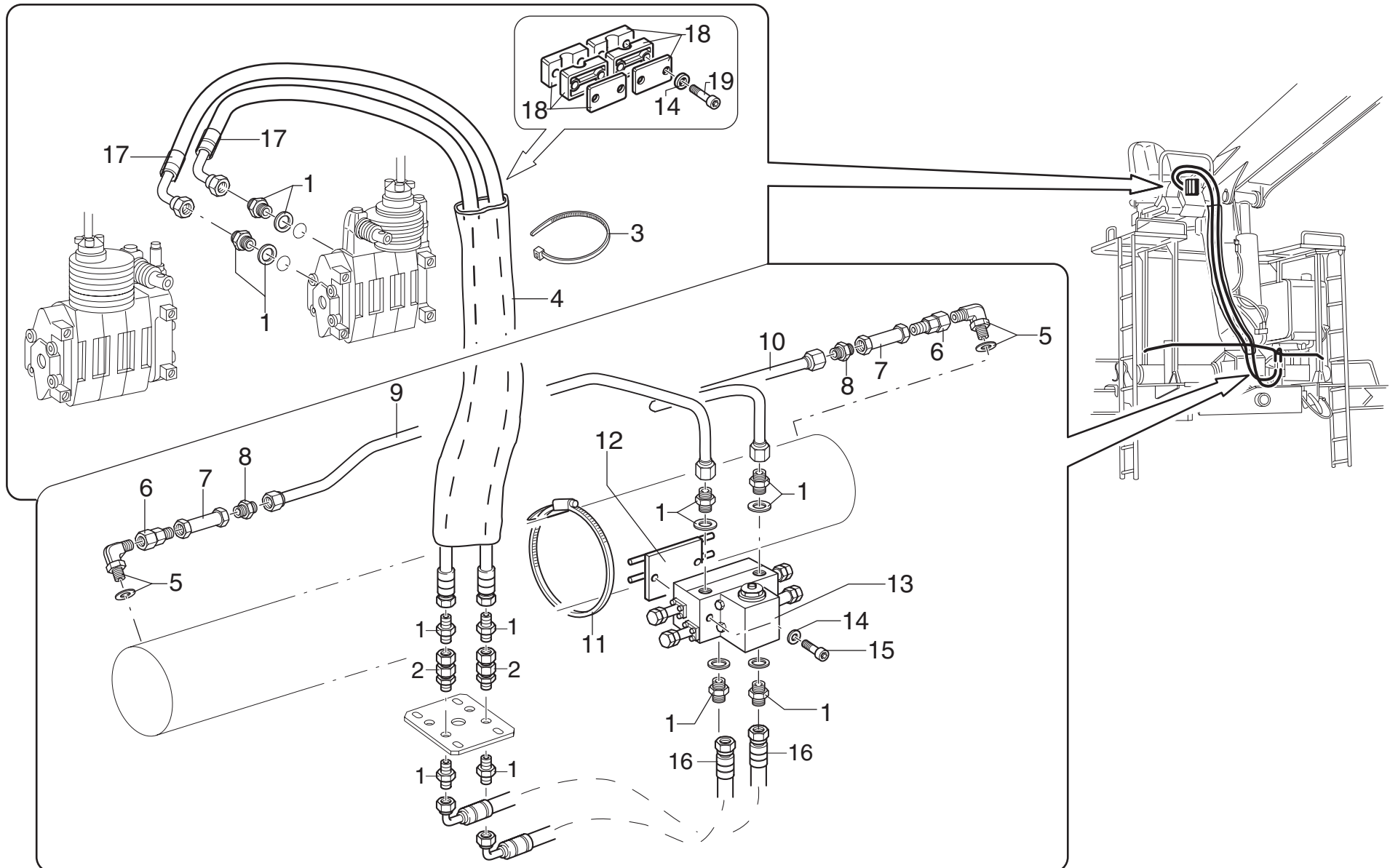
# COMANDO ROTAZIONE CON "WALVOIL" (POSTO IN ALTO)

*Slewing control with "WALVOIL" (raised operating position)*

TAV. GK.02.01A

matr. G.A39.0040

SERIE  
Wall Board



**Wall Board****matr. G.A39.0040****TAV. GK.02.01A**

POS.	N° CODICE / CODE N°	Q.	DESCRIZIONE	DESCRIPTION
1	409586	10	RACCORDO	FITTING
2	239034	2	RACCORDO	FITTING
3	207064	1	FASCETTA	CLAMP
4	276071	1	GUAINA	SHEATH
5	409595	2	RACCORDO	FITTING
6	498748	2	RACCORDO	FITTING
7	495459	2	VALVOLA	VALVE
8	409831	2	RACCORDO	FITTING
9	493008	1	TUBO IN FERRO	IRON PIPE
10	493007	1	TUBO IN FERRO	IRON PIPE
11	207013	2	FASCETTA	CLAMP
12	465879	1	SUPPORTO	SUPPORT
13	495465	1	VALVOLA	VALVE
14	417024	6	RONDELLA	WASHER
15	497345	2	VITE	SCREW
16	486961	2	TUBO IN GOMMA	HOSE
17	486962	2	TUBO IN GOMMA	HOSE
18	353086	2	MORSETTO	FASTENING UNIT
19	497131	4	VITE	SCREW



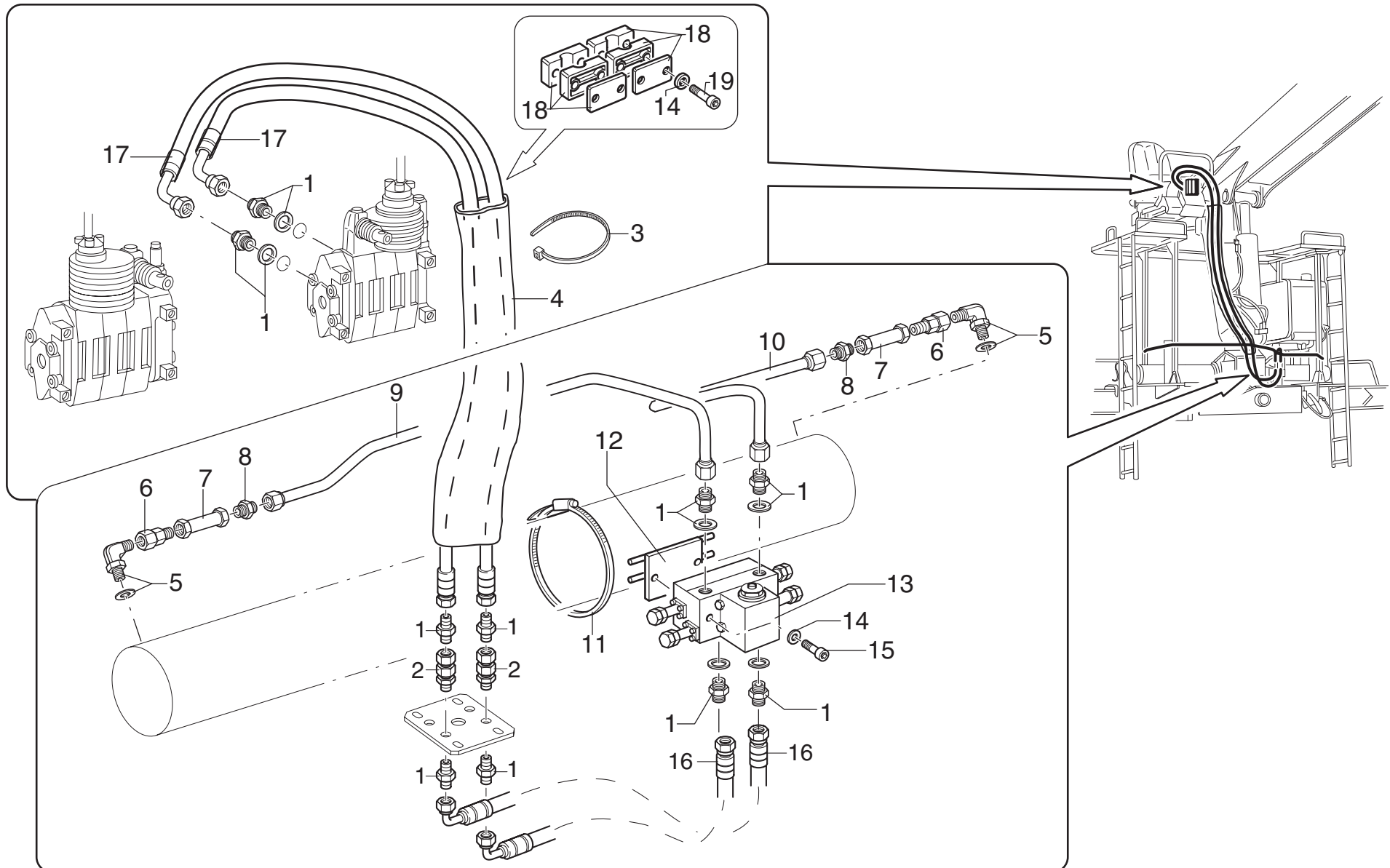
# COMANDO ROTAZIONE CON "WALVOIL" (POSTO IN ALTO)

*Slewing control with "WALVOIL" (raised operating position)*

TAV. GK.02.01B

matr. G.A39.0074

SERIE  
Wall Board



**Wall Board**

matr. G.A39.0074

TAV. GK.02.01B

POS.	N° CODICE / CODE N°	Q.	DESCRIZIONE	DESCRIPTION
1	409586	10	RACCORDO	FITTING
2	239034	2	RACCORDO	FITTING
3	207064	1	FASCETTA	CLAMP
4	276071	1	GUAINA	SHEATH
5	409595	2	RACCORDO	FITTING
6	498748	2	RACCORDO	FITTING
7	495566	2	VALVOLA	VALVE
8	409831	2	RACCORDO	FITTING
9	493563	1	TUBO IN FERRO	IRON PIPE
10	493562	1	TUBO IN FERRO	IRON PIPE
11	207013	2	FASCETTA	CLAMP
12	465879	1	SUPPORTO	SUPPORT
13	495565	1	VALVOLA	VALVE
14	417024	6	RONDELLA	WASHER
15	497345	2	VITE	SCREW
16	486961	2	TUBO IN GOMMA	HOSE
17	486962	2	TUBO IN GOMMA	HOSE
18	353086	2	MORSETTO	FASTENING UNIT
19	497131	4	VITE	SCREW



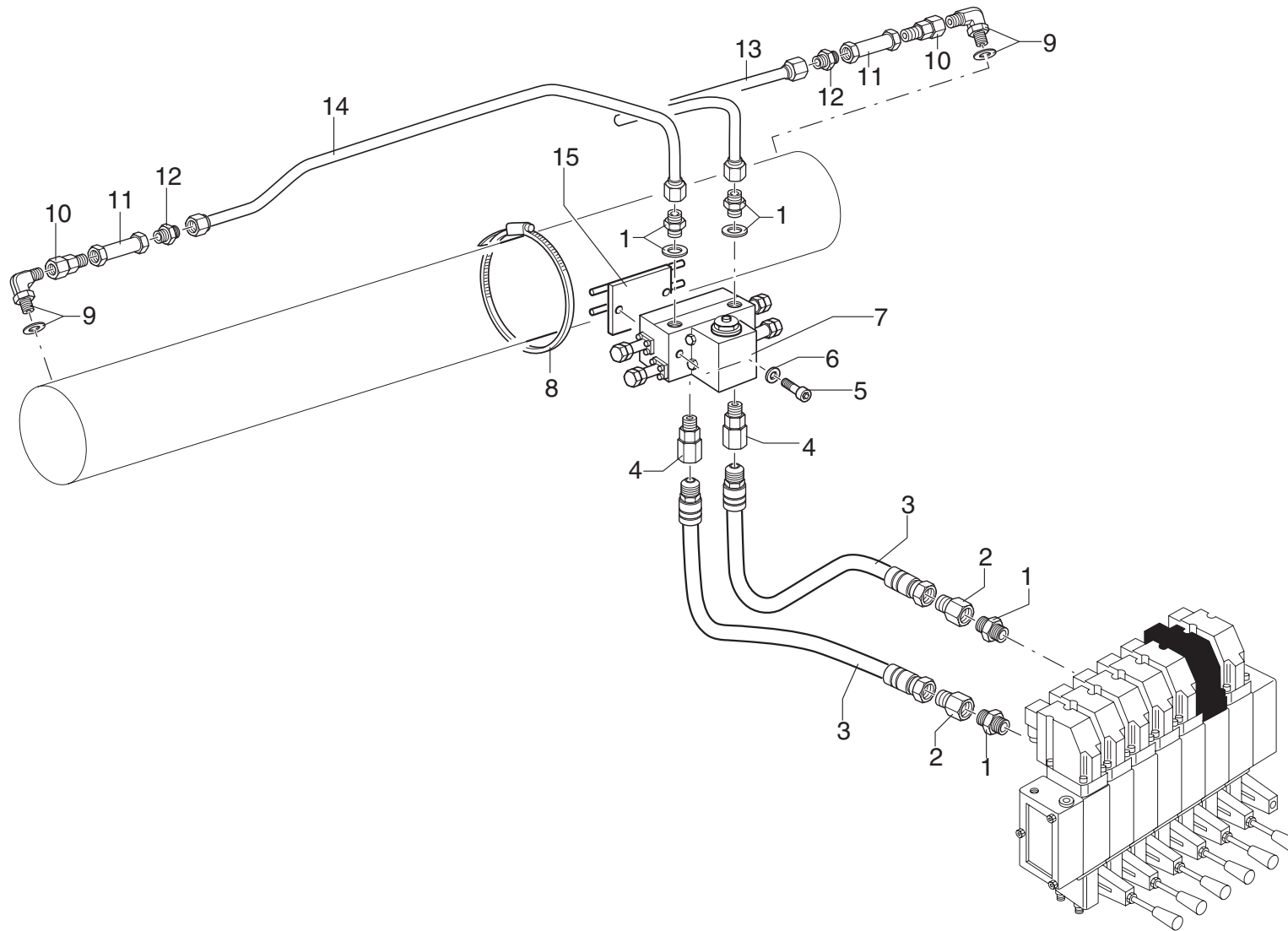
## COMANDO ROTAZIONE CON "DANFOSS" (POSTO IN BASSO)

*Slewing control with "DANFOSS" (lowered operating position)*

TAV. GK.02.02

matr. G.A39.0001

SERIE  
Wall Board



**Wall Board**

matr. G.A39.0001

TAV. GK.02.02

POS.	N° CODICE / CODE N°	Q.	DESCRIZIONE	DESCRIPTION
1	409586	4	RACCORDO	FITTING
2	410093	2	RACCORDO	FITTING
3	486700	2	TUBO IN GOMMA	HOSE
4	409427	2	RACCORDO	FITTING
5	497345	2	VITE	SCREW
6	417024	2	RONDELLA	WASHER
7	495465	1	VALVOLA	VALVE
8	207013	2	FASCETTA	CLAMP
9	409595	2	RACCORDO	FITTING
10	409748	2	RACCORDO	FITTING
11	495459	2	VALVOLA	VALVE
12	409831	2	RACCORDO	FITTING
13	493007	1	TUBO IN FERRO	IRON PIPE
14	493008	1	TUBO IN FERRO	IRON PIPE
15	465879	1	SUPPORTO	SUPPORT



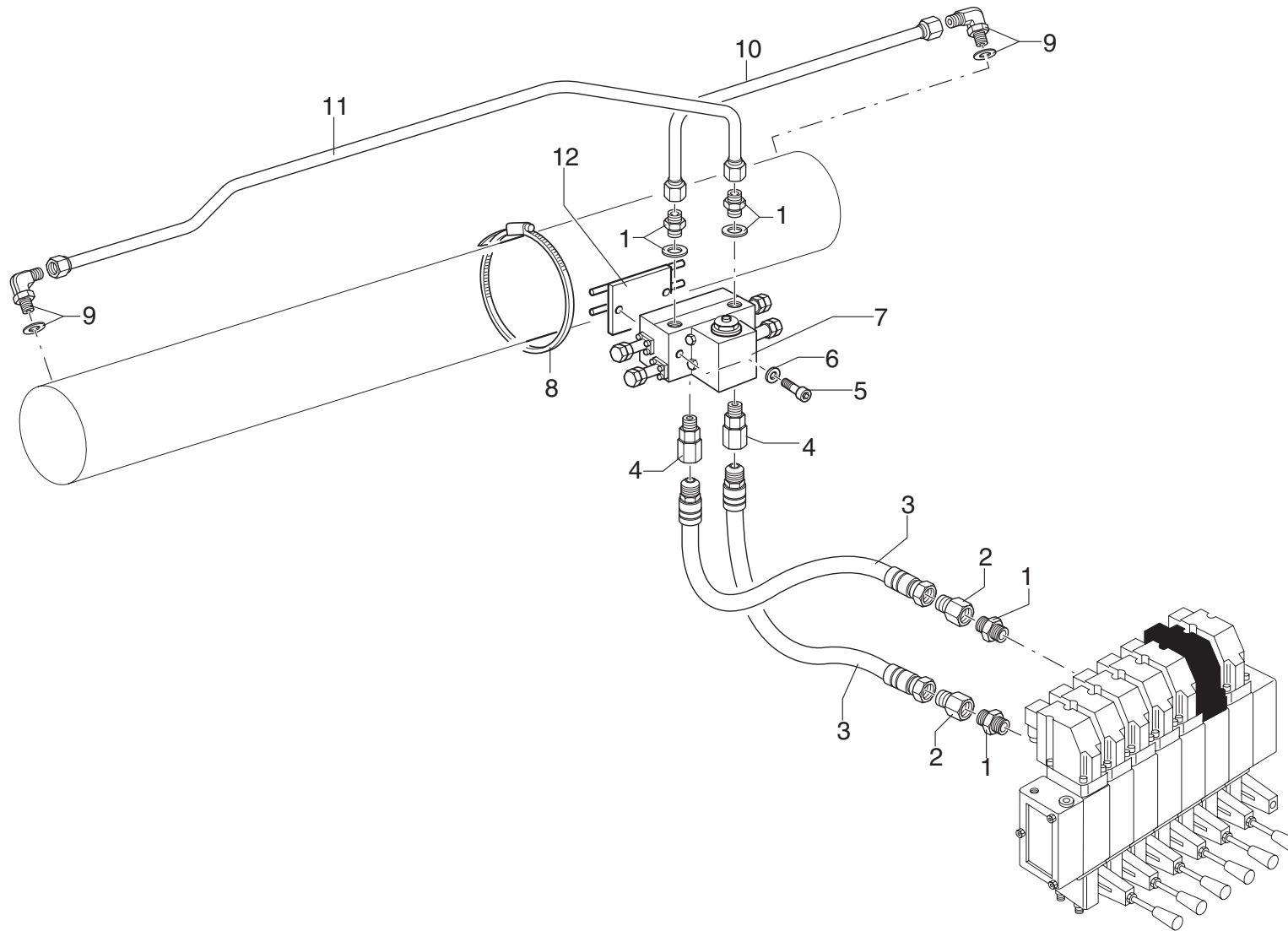
# COMANDO ROTAZIONE CON "DANFOSS" (POSTO IN BASSO)

*Slewing control with "DANFOSS" (lowered operating position)*

TAV. GK.02.02A

matr. G.A39.0074

SERIE  
Wall Board





**Wall Board****matr. G.A39.0074****TAV. GK.02.02A**

POS.	N° CODICE / CODE N°	Q.	DESCRIZIONE	DESCRIPTION
1	409586	4	RACCORDO	FITTING
2	410093	2	RACCORDO	FITTING
3	486700	2	TUBO IN GOMMA	HOSE
4	409427	2	RACCORDO	FITTING
5	497345	2	VITE	SCREW
6	417024	2	RONDELLA	WASHER
7	495560	1	VALVOLA	VALVE
8	207013	2	FASCETTA	CLAMP
9	409595	2	RACCORDO	FITTING
10	493055	1	TUBO IN FERRO	IRON PIPE
11	493056	1	TUBO IN FERRO	IRON PIPE
12	465879	1	SUPPORTO	SUPPORT



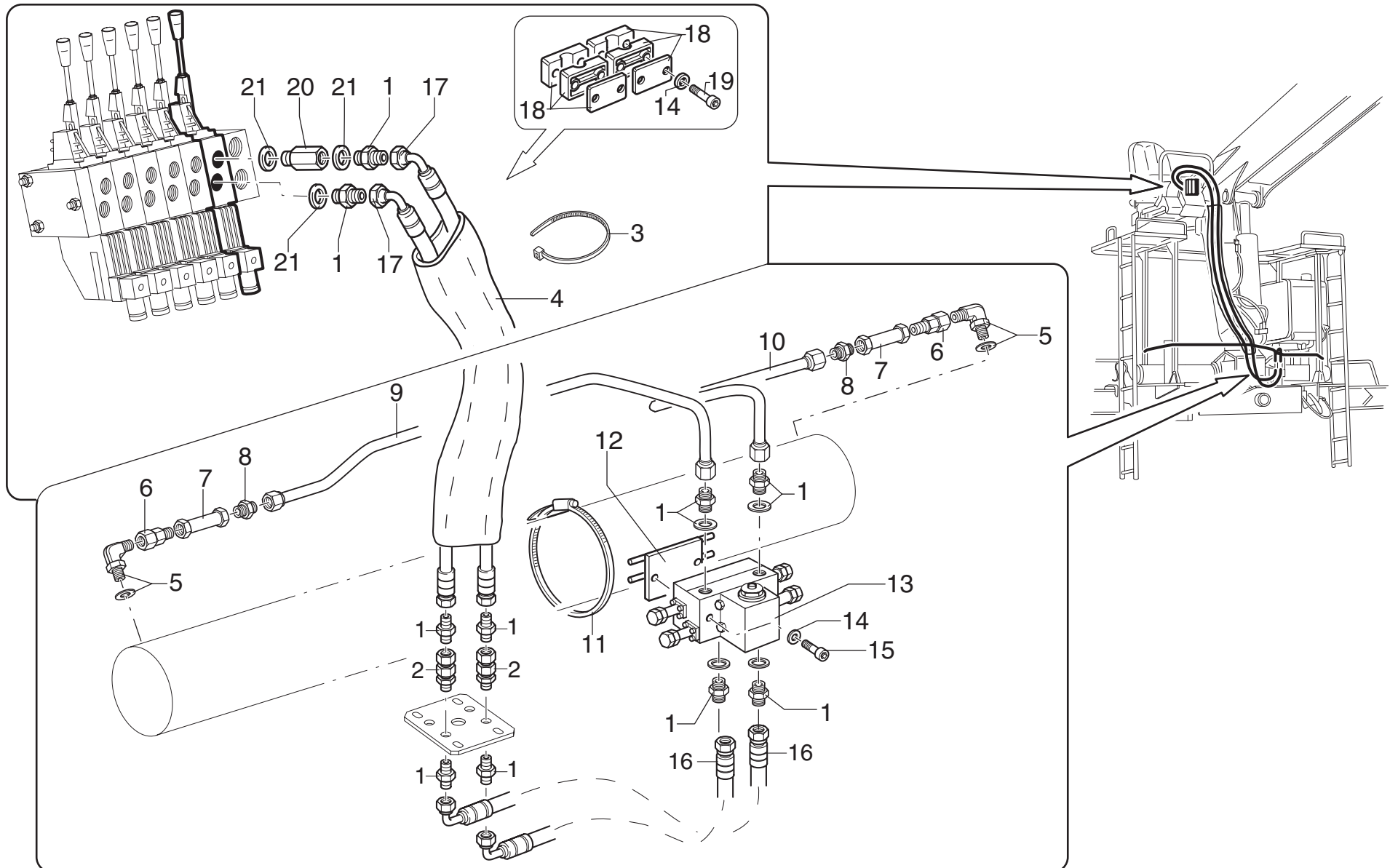
# COMANDO ROTAZIONE CON "DANFOSS" (POSTO IN ALTO)

*Slewing control with "DANFOSS" (raised operating position)*

TAV. GK.02.03

matr. G.A39.0001

SERIE  
Wall Board



## Wall Board

matr. G.A39.0001

TAV. GK.02.03

POS.	N° CODICE / CODE N°	Q.	DESCRIZIONE	DESCRIPTION
1	409586	10	RACCORDO	FITTING
2	239034	2	RACCORDO	FITTING
3	207064	2	FASCETTA	CLAMP
4	276070	1	GUAINA	SHEATH
5	409595	2	RACCORDO	FITTING
6	498748	2	RACCORDO	FITTING
7	495459	2	VALVOLA	VALVE
8	409831	2	RACCORDO	FITTING
9	493008	1	TUBO IN FERRO	IRON PIPE
10	493007	1	TUBO IN FERRO	IRON PIPE
11	207013	2	FASCETTA	CLAMP
12	465879	1	SUPPORTO	SUPPORT
13	495465	1	VALVOLA	VALVE
14	417024	6	RONDELLA	WASHER
15	497345	2	VITE	SCREW
16	486124	2	TUBO IN GOMMA	HOSE
17	486783	2	TUBO IN GOMMA	HOSE
18	353086	2	MORSETTO	FASTENING UNIT
19	497131	4	VITE	SCREW
20	164108	1	COLONNETTA	STUD
21	417092	3	RONDELLA	WASHER



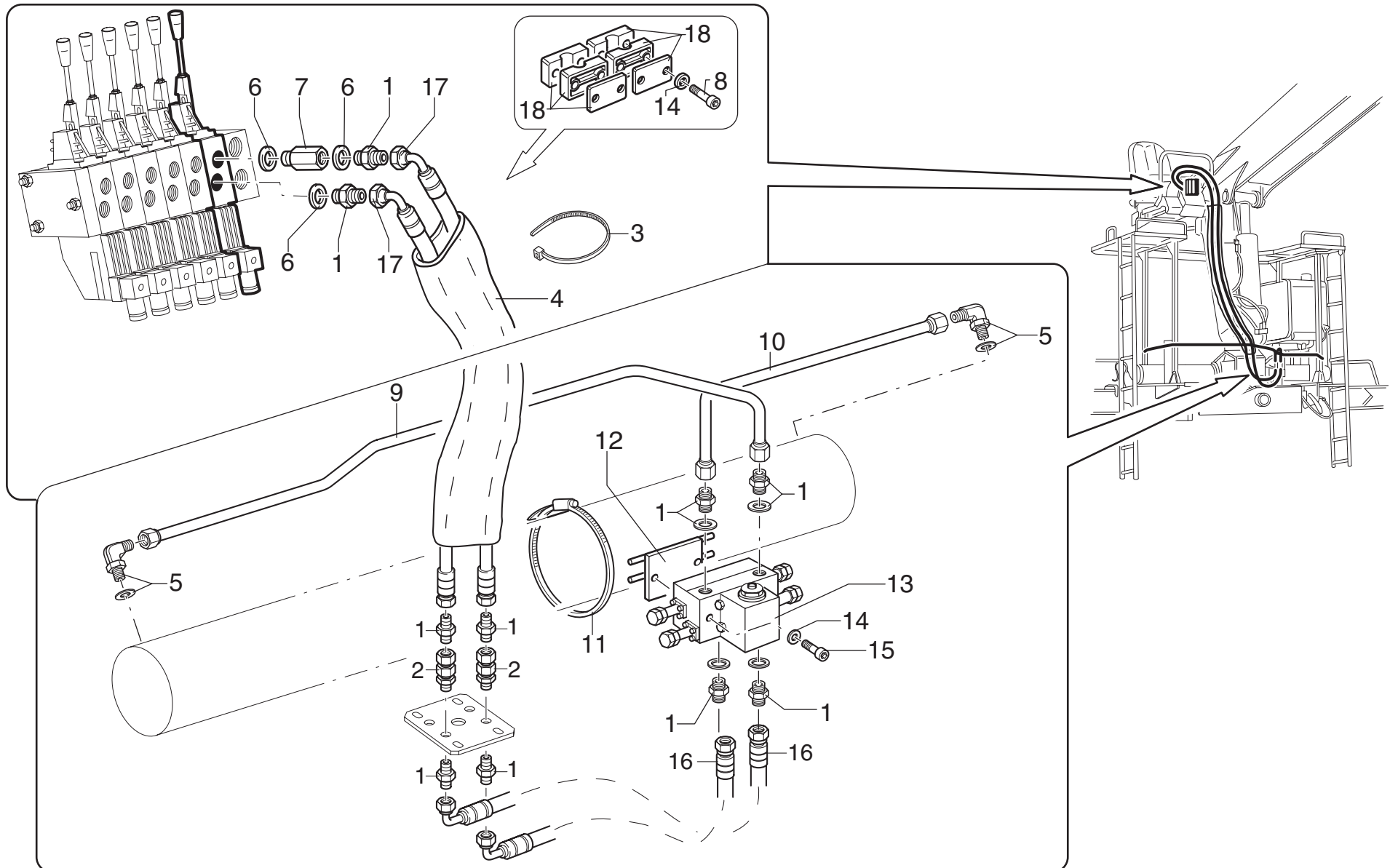
# COMANDO ROTAZIONE CON "DANFOSS" (POSTO IN ALTO)

*Slewing control with "DANFOSS" (raised operating position)*

TAV. GK.02.03A

matr. G.A39.0074

SERIE  
Wall Board



**Wall Board****matr. G.A39.0074****TAV. GK.02.03A**

POS.	N° CODICE / CODE N°	Q.	DESCRIZIONE	DESCRIPTION
1	409586	10	RACCORDO	FITTING
2	239034	2	RACCORDO	FITTING
3	207064	2	FASCETTA	CLAMP
4	276070	1	GUAINA	SHEATH
5	409595	2	RACCORDO	FITTING
6	417092	3	RONDELLA	WASHER
7	164108	1	COLONNETTA	STUD
8	497131	4	VITE	SCREW
9	493056	1	TUBO IN FERRO	IRON PIPE
10	493055	1	TUBO IN FERRO	IRON PIPE
11	207013	2	FASCETTA	CLAMP
12	465879	1	SUPPORTO	SUPPORT
13	495560	1	VALVOLA	VALVE
14	417024	6	RONDELLA	WASHER
15	497345	2	VITE	SCREW
16	486124	2	TUBO IN GOMMA	HOSE
17	486783	2	TUBO IN GOMMA	HOSE
18	353086	2	MORSETTO	FASTENING UNIT



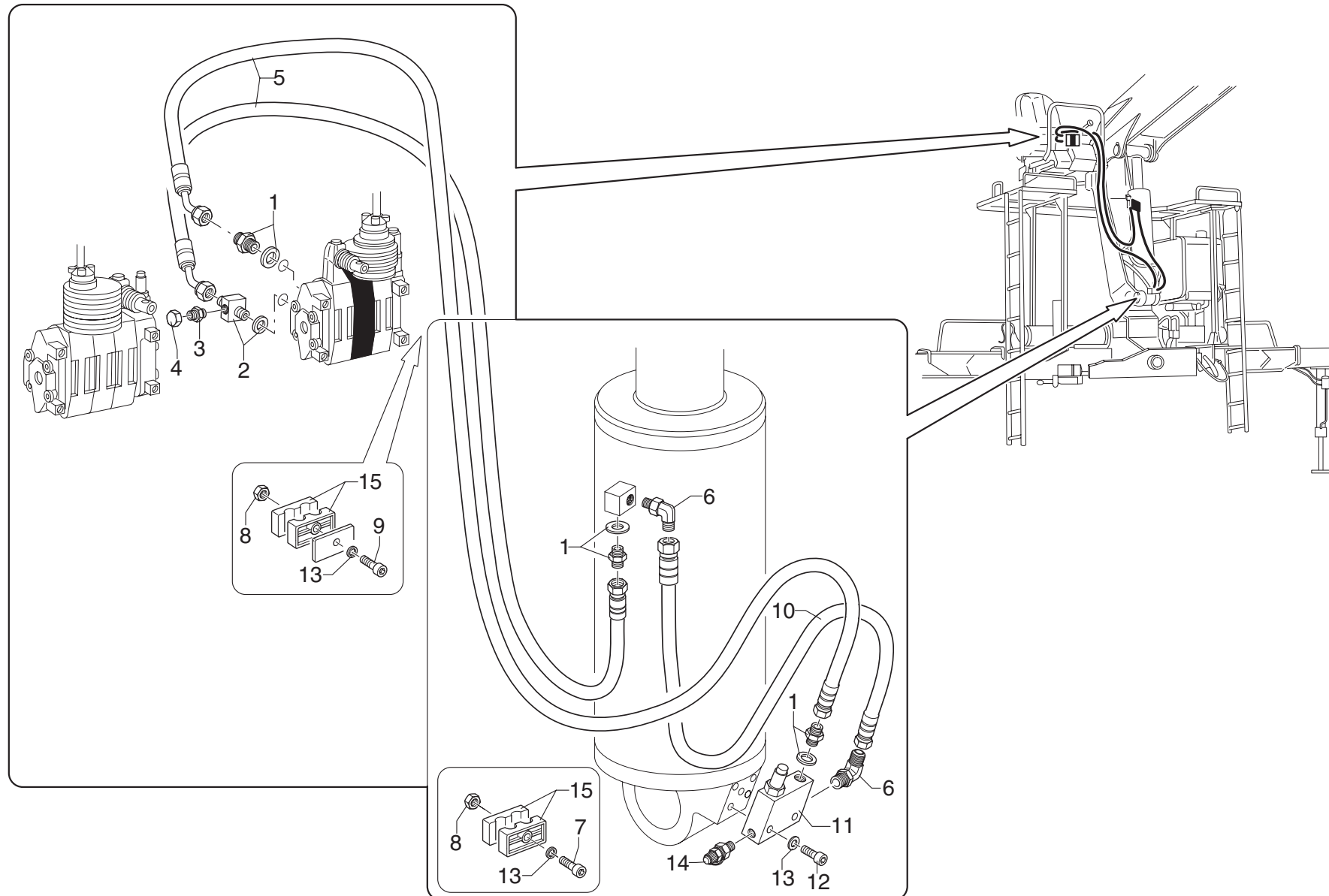
**COMANDO MARTINETTO PRINCIPALE CON "WALVOIL" (POSTO IN ALTO)**

*Main cylinder control with "WALVOIL" (raised operating position)*

TAV. GK.03.01

matr. G.A39.0001

**SERIE  
Wall Board**



**Wall Board**

matr. G.A39.0001

TAV. GK.03.01

POS.	N° CODICE / CODE N°	Q.	DESCRIZIONE	DESCRIPTION
1	409586	3	RACCORDO	FITTING
2	409148	1	RACCORDO	FITTING
3	409665	1	RACCORDO	FITTING
4	471117	1	TAPPO	CAP
5	486764	2	TUBO IN GOMMA	HOSE
6	409865	2	RACCORDO	FITTING
7	497139	1	VITE	SCREW
8	191090	1	DADO	NUT
9	497136	1	VITE	SCREW
10	486732	1	TUBO IN GOMMA	HOSE
11	495546	1	VALVOLA	VALVE
12	497136	2	VITE	SCREW
13	417025	4	RONDELLA	WASHER
14	124009	1	INNESTO	COUPLING
15	353080	2	MORSETTO	FASTENING UNIT



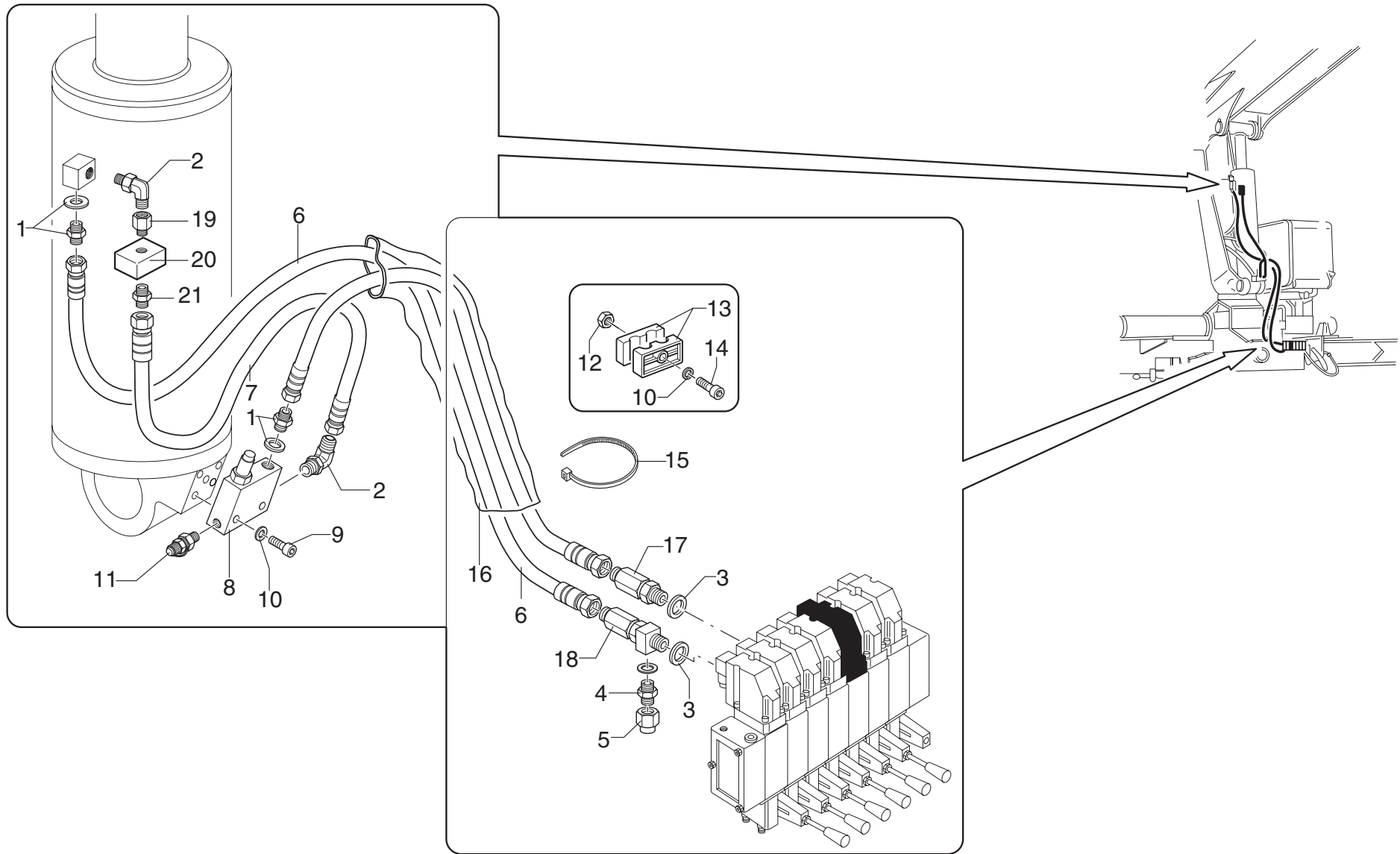
**COMANDO MARTINETTO PRINCIPALE CON "DANFOSS" (POSTO IN BASSO)**

*Main cylinder control with "DANFOSS" (lowered operating position)*

TAV. GK.03.02

matr. G.A39.0001

**SERIE  
Wall Board**









**Wall Board****matr. G.A39.0001****TAV. GK.03.03**

POS.	N° CODICE / CODE N°	Q.	DESCRIZIONE	DESCRIPTION
1	409586	3	RACCORDO	FITTING
2	409148	1	RACCORDO	FITTING
3	409665	1	RACCORDO	FITTING
4	471117	1	TAPPO	CAP
5	486126	1	TUBO IN GOMMA	HOSE
6	409865	2	RACCORDO	FITTING
7	164108	1	COLONNETTA	STUD
8	471019	1	TAPPO	CAP
9	417098	1	RONDELLA	WASHER
10	486732	1	TUBO IN GOMMA	HOSE
11	495546	1	VALVOLA	VALVE
12	497136	2	VITE	SCREW
13	417025	4	RONDELLA	WASHER
14	124009	1	INNESTO	COUPLING
15	353080	2	MORSETTO	FASTENING UNIT
16	497139	1	VITE	SCREW
17	191090	1	DADO	NUT
18	497136	1	VITE	SCREW
19	417092	2	RONDELLA	WASHER
20	207064	2	FASCETTA	CLAMP
21	276070	1	GUAINA	SHEATH
22	486181	1	TUBO IN GOMMA	HOSE
23	410058	1	RACCORDO	FITTING
24	495362	1	VALVOLA	VALVE
25	410077	1	RACCORDO	FITTING



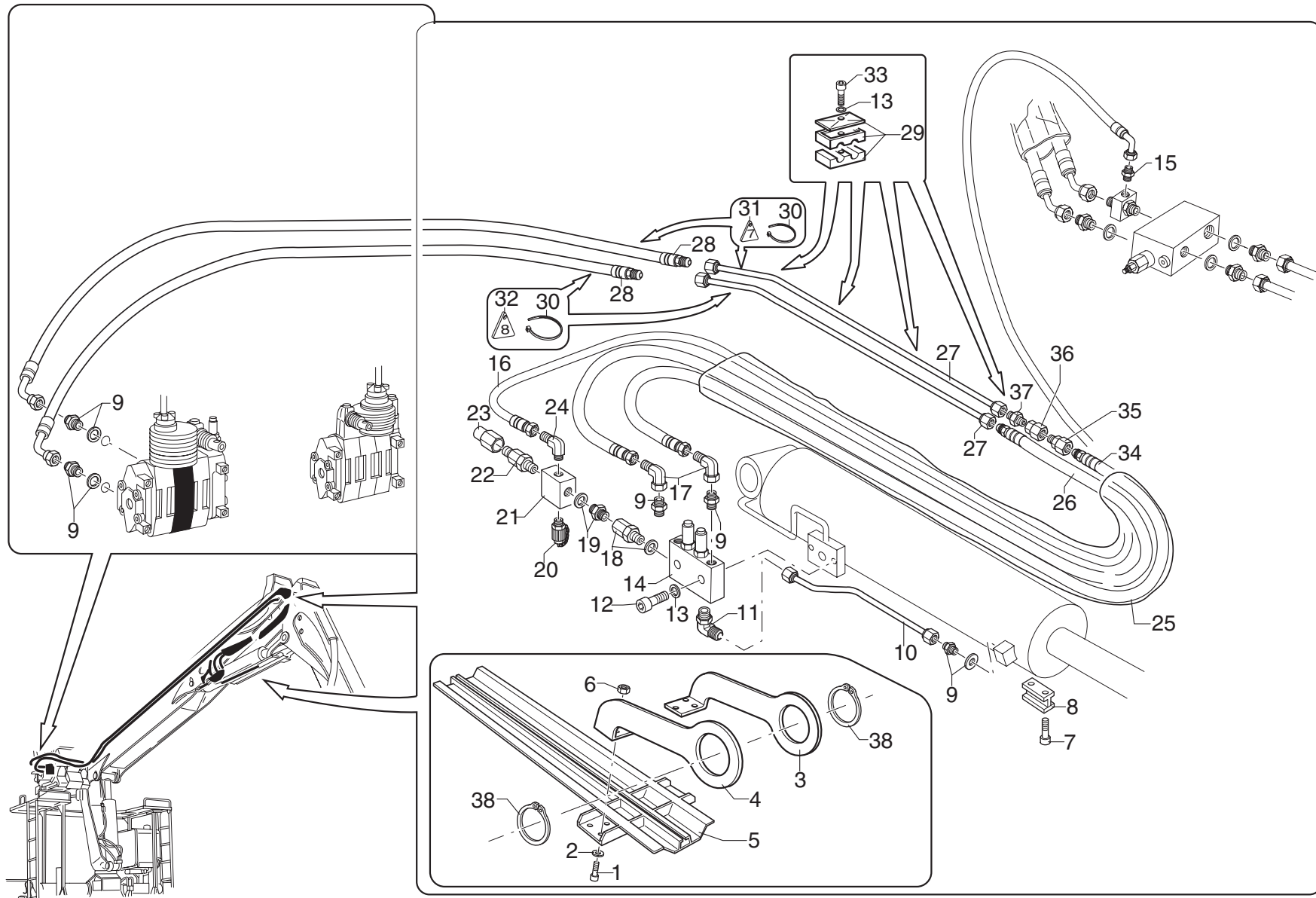
# COMANDO MARTINETTO SECONDARIO CON "WALVOIL (POSTO IN ALTO)

Secondary cylinder control with "WALVOIL" (raised operating position)

TAV. GK.04.01

matr. G.A39.0001

SERIE  
Wall Board



**Wall Board****matr. G.A39.0001****TAV. GK.04.01**

POS.	N° CODICE / CODE N°	Q.	DESCRIZIONE	DESCRIPTION
1	497145	6	VITE	SCREW
2	417026	6	RONDELLA	WASHER
3	466378	1	SUPPORTO	SUPPORT
4	294511	1	SUPPORTO	SUPPORT
5	403222	1	PROTEZIONE	PROTECTION
6	191206	6	DADO	NUT
7	497499	2	VITE	SCREW
8	373652	1	PATTINO	SLIDING BLOCK
9	409586	5	RACCORDO	FITTING
10	493009	1	TUBO IN FERRO	IRON PIPE
11	409595	1	RACCORDO	FITTING
12	497136	2	VITE	SCREW
13	417025	6	RONDELLA	WASHER
14	495547	1	VALVOLA	VALVE
15	409665	1	RACCORDO	FITTING
16	★ 486588	1	TUBO IN GOMMA	HOSE
16	★★ 486272	1	TUBO IN GOMMA	HOSE
17	409636	2	RACCORDO	FITTING
18	410058	1	RACCORDO	FITTING
19	410077	1	RACCORDO	FITTING
20	124009	1	INNESTO	COUPLING
21	147065	1	CARCASSA	CASING
22	495163	1	VALVOLA	VALVE
23	176094	1	COPERCHIO	COVER
24	406919	1	RACCORDO	FITTING
25	276071	1	GUAINA	SHEATH



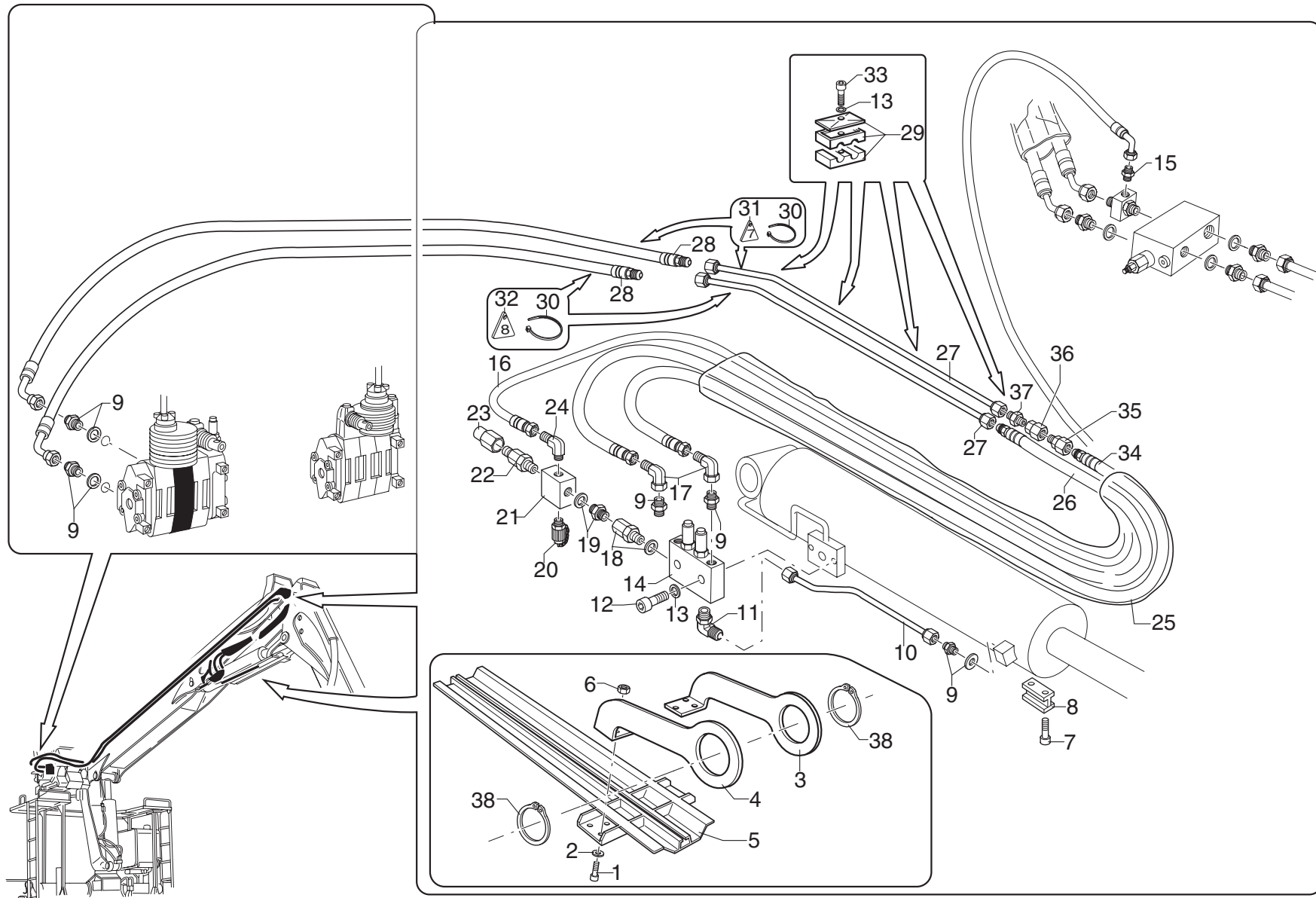
# COMANDO MARTINETTO SECONDARIO CON "WALVOIL"

Secondary cylinder control with "WALVOIL"

TAV. GK.04.01

matr. G.A39.0001

SERIE  
Wall Board



**Wall Board**

matr. G.A39.0001

TAV. GK.04.01

POS.	N° CODICE / CODE N°	Q.	DESCRIZIONE	DESCRIPTION
26	486766	1	TUBO IN GOMMA	HOSE
27	493108	2	TUBO IN FERRO	IRON PIPE
28	486765	2	TUBO IN GOMMA	HOSE
29	353073	4	MORSETTO	FASTENING UNIT
30	207023	4	FASCETTA	CLAMP
31	473222	2	TARGHETTA	DECAL
32	473223	2	TARGHETTA	DECAL
33	497135	4	VITE	SCREW
34	486825	1	TUBO IN GOMMA	HOSE
35	409748	1	RACCORDO	FITTING
36	495463	1	VALVOLA	VALVE
37	409831	1	RACCORDO	FITTING
38	109037	2	ANELLO ELASTICO	SPRING RING

★ PER VALVOLA STANDARD / FOR STANDARD VALVE

★★ PER VALVOLA RIGENERATIVA / FOR REGENERATOR VALVE





**Wall Board****matr. G.A39.0001****TAV. GK.04.02**

POS.	N° CODICE / CODE N°	Q.	DESCRIZIONE	DESCRIPTION
1	497145	6	VITE	SCREW
2	417026	6	RONDELLA	WASHER
3	466378	1	SUPPORTO	SUPPORT
4	294511	1	SUPPORTO	SUPPORT
5	403222	1	PROTEZIONE	PROTECTION
6	191206	6	DADO	NUT
7	497499	2	VITE	SCREW
8	373652	1	PATTINO	SLIDING BLOCK
9	409586	2	RACCORDO	FITTING
10	493009	1	TUBO IN FERRO	IRONPIPE
11	409595	1	RACCORDO	FITTING
12	497136	3	VITE	REW
13	417025	7	RONDELLA	WASHER
14	495547	1	VALVOLA	VALVE
15	409665	1	RACCORDO	FITTING
16	★ 486588	1	TUBO IN GOMMA	HOSE
16	★★ 486272	1	TUBO IN GOMMA	HOSE
17	409636	2	RACCORDO	FITTING
18	410058	1	RACCORDO	FITTING
19	410077	1	RACCORDO	FITTING
20	124009	1	INNESTO	COUPLING
21	147065	1	CARCASSA	CASING
22	495163	1	VALVOLA	VALVE
23	176094	1	COPERCHIO	COVER
24	409619	1	RACCORDO	FITTING
25	276071	1	GUAINA	SHEATH



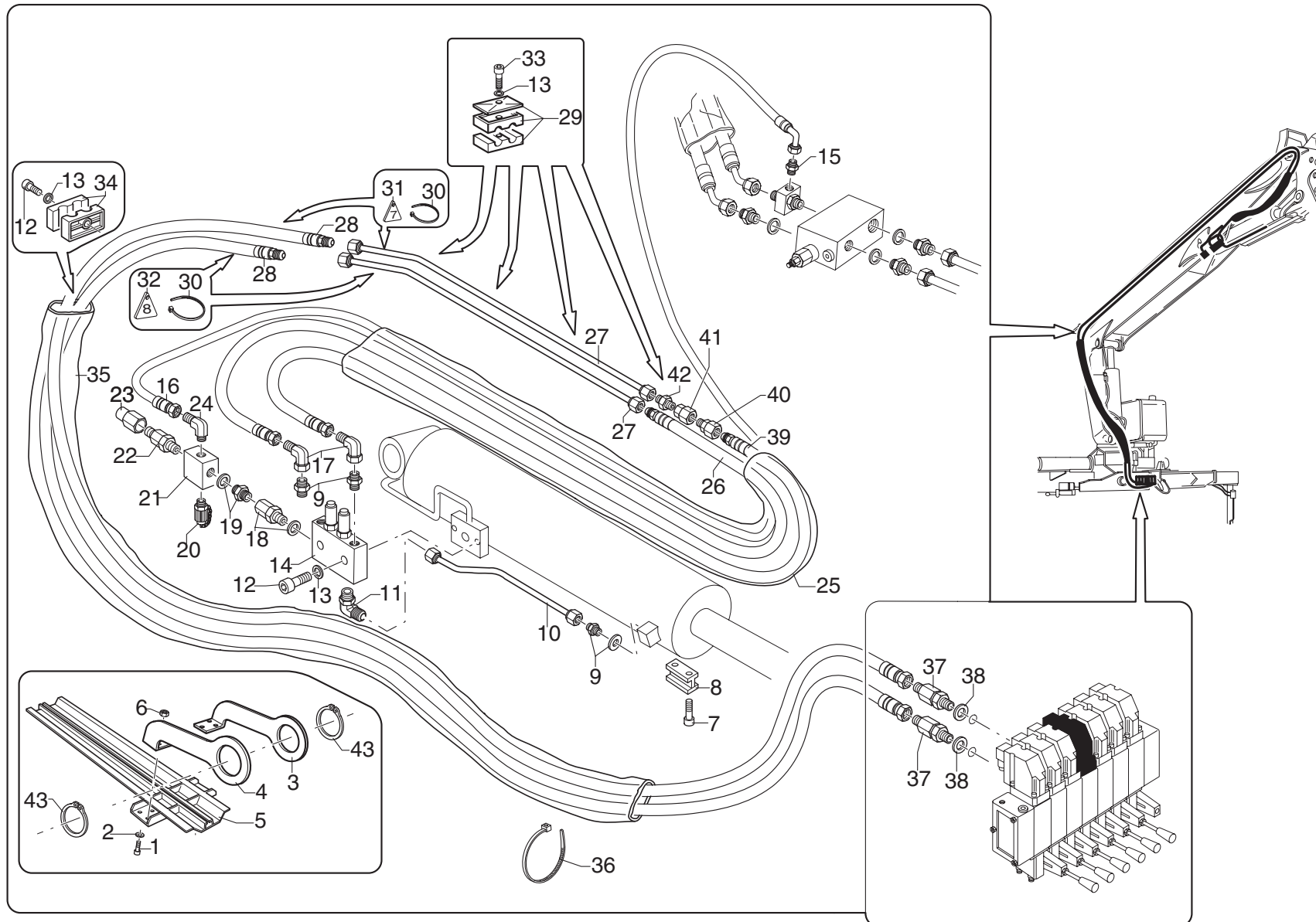
# COMANDO MARTINETTO SECONDARIO CON "DANFOSS" (POSTO IN BASSO)

*Secondary cylinder control with "DANFOSS" (lowered operating position)*

TAV. GK.04.02

matr. G.A39.0001

SERIE  
Wall Board



**Wall Board**

matr. G.A39.0001

TAV. GK.04.02

POS.	N° CODICE / CODE N°	Q.	DESCRIZIONE	DESCRIPTION
26	486766	1	TUBO IN GOMMA	HOSE
27	493108	2	TUBO IN FERRO	IRON PIPE
28	486765	2	TUBO IN GOMMA	HOSE
29	353073	4	MORSETTO	FASTENING UNIT
30	207023	4	FASCETTA	CLAMP
31	473222	2	TARGHETTA	DECAL
32	473223	2	TARGHETTA	DECAL
33	497135	4	VITE	SCREW
34	353080	1	MORSETTO	FASTENING UNIT
35	276046	1	GUAINA	SHEATH
36	207064	1	FASCETTA	CLAMP
37	239268	2	RACCORDO	FITTING
38	417092	2	RONDELLA	WASHER
39	486825	1	TUBO IN GOMMA	HOSE
40	409748	1	RACCORDO	FITTING
41	495463	1	VALVOLA	VALVE
42	409831	1	RACCORDO	FITTING
43	109037	2	ANELLO ELASTICO	SPRING RING

★ PER VALVOLA STANDARD / FOR STANDARD VALVE

★★ PER VALVOLA RIGENERATIVA / FOR REGENERATOR VALVE



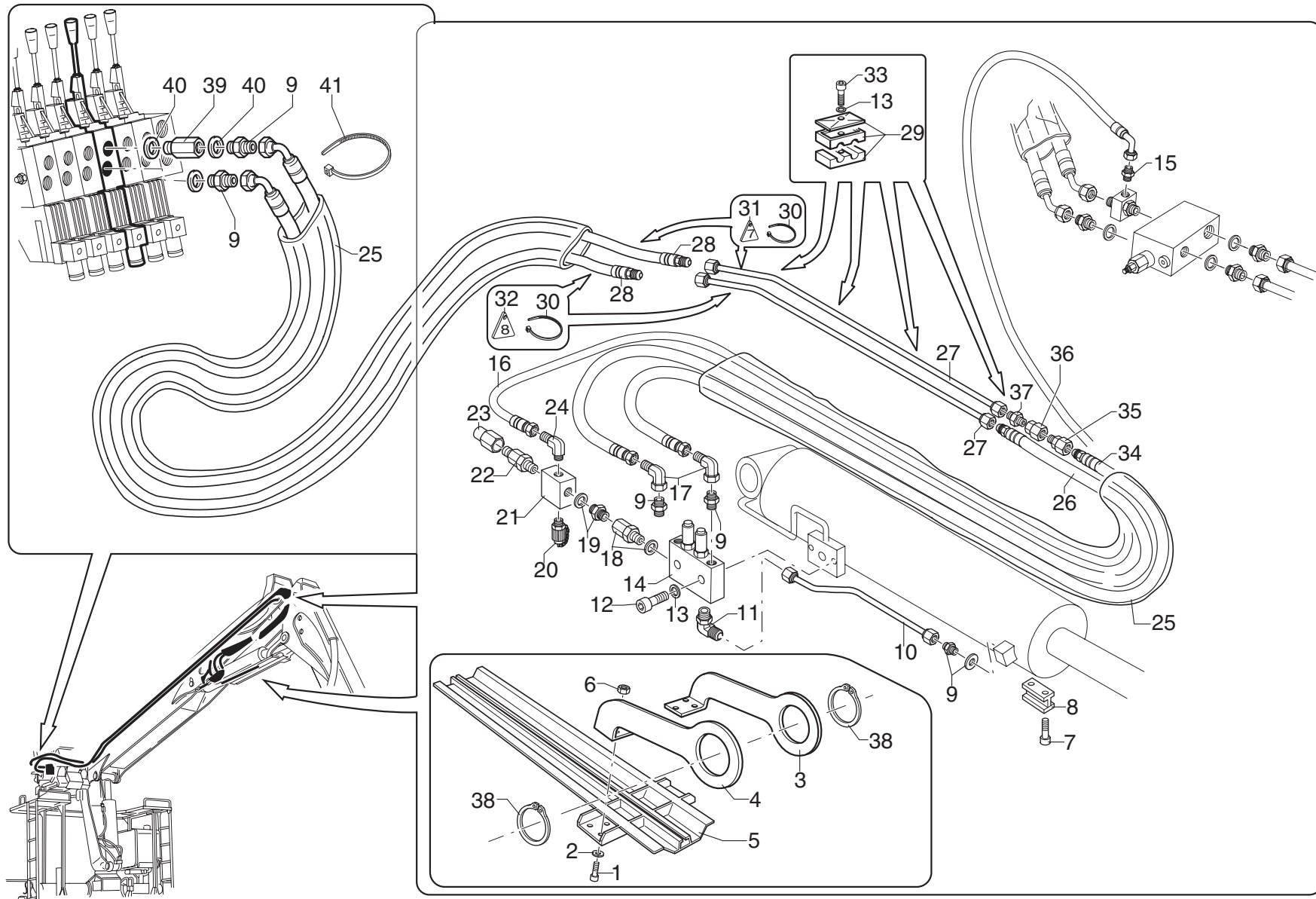
# COMANDO MARTINETTO SECONDARIO CON "DANFOSS" (POSTO IN ALTO)

Secondary cylinder control with "DANFOSS" (raised operating position)

TAV. GK.04.03

matr. G.A39.0001

SERIE  
Wall Board



**Wall Board****matr. G.A39.0001****TAV. GK.04.03**

POS.	N° CODICE / CODE N°	Q.	DESCRIZIONE	DESCRIPTION
1	497145	6	VITE	SCREW
2	417026	6	RONDELLA	WASHER
3	466378	1	SUPPORTO	SUPPORT
4	294511	1	SUPPORTO	SUPPORT
5	403222	1	PROTEZIONE	PROTECTION
6	191206	6	DADO	NUT
7	497499	2	VITE	SCREW
8	373652	1	PATTINO	SLIDING BLOCK
9	409586	5	RACCORDO	FITTING
10	493009	1	TUBO IN FERRO	IRON PIPE
11	409595	1	RACCORDO	FITTING
12	497136	2	VITE	SCREW
13	417025	6	RONDELLA	WASHER
14	495547	1	VALVOLA	VALVE
15	409665	1	RACCORDO	FITTING
16	486588	1	TUBO IN GOMMA	HOSE
17	409636	2	RACCORDO	FITTING
18	410058	1	RACCORDO	FITTING
19	410077	1	RACCORDO	FITTING
20	124009	1	INNESTO	COUPLING
21	147065	1	CARCASSA	CASING
22	495163	1	VALVOLA	VALVE
23	176094	1	COPERCHIO	COVER
24	406919	1	RACCORDO	FITTING
25	276071	2	GUAINA	SHEATH
26	486766	1	TUBO IN GOMMA	HOSE



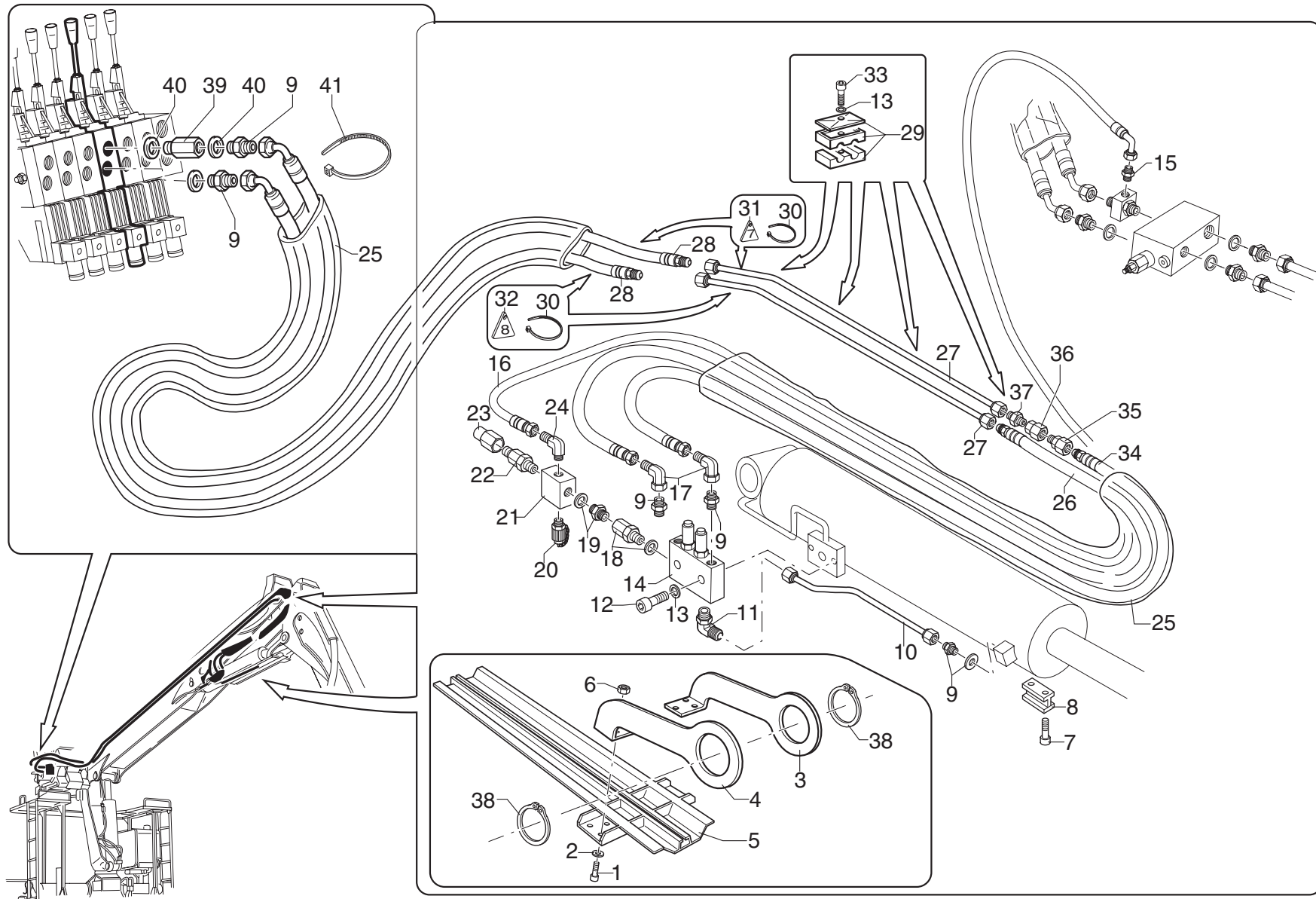
# COMANDO MARTINETTO SECONDARIO CON "DANFOSS" (POSTO IN ALTO)

Secondary cylinder control with "DANFOSS" (raised operating position)

TAV. GK.04.03

matr. G.A39.0001

SERIE  
Wall Board



**Wall Board**

matr. G.A39.0001

TAV. GK.04.03

POS.	N° CODICE / CODE N°	Q.	DESCRIZIONE	DESCRIPTION
27	493108	2	TUBO IN FERRO	IRON PIPE
28	486182	2	TUBO IN GOMMA	HOSE
29	353073	4	MORSETTO	FASTENING UNIT
30	207023	4	FASCETTA	CLAMP
31	473222	2	TARGHETTA	DECAL
32	473223	2	TARGHETTA	DECAL
33	497135	4	VITE	SCREW
34	486825	1	TUBO IN GOMMA	HOSE
35	409748	1	RACCORDO	FITTING
36	495463	1	VALVOLA	VALVE
37	409831	1	RACCORDO	FITTING
38	109037	2	ANELLO ELASTICO	SPRING RING
39	164108	1	COLONNETTA	STUD
40	417092	2	RONDELLA	WASHER
41	207064	4	FASCETTA	CLAMP



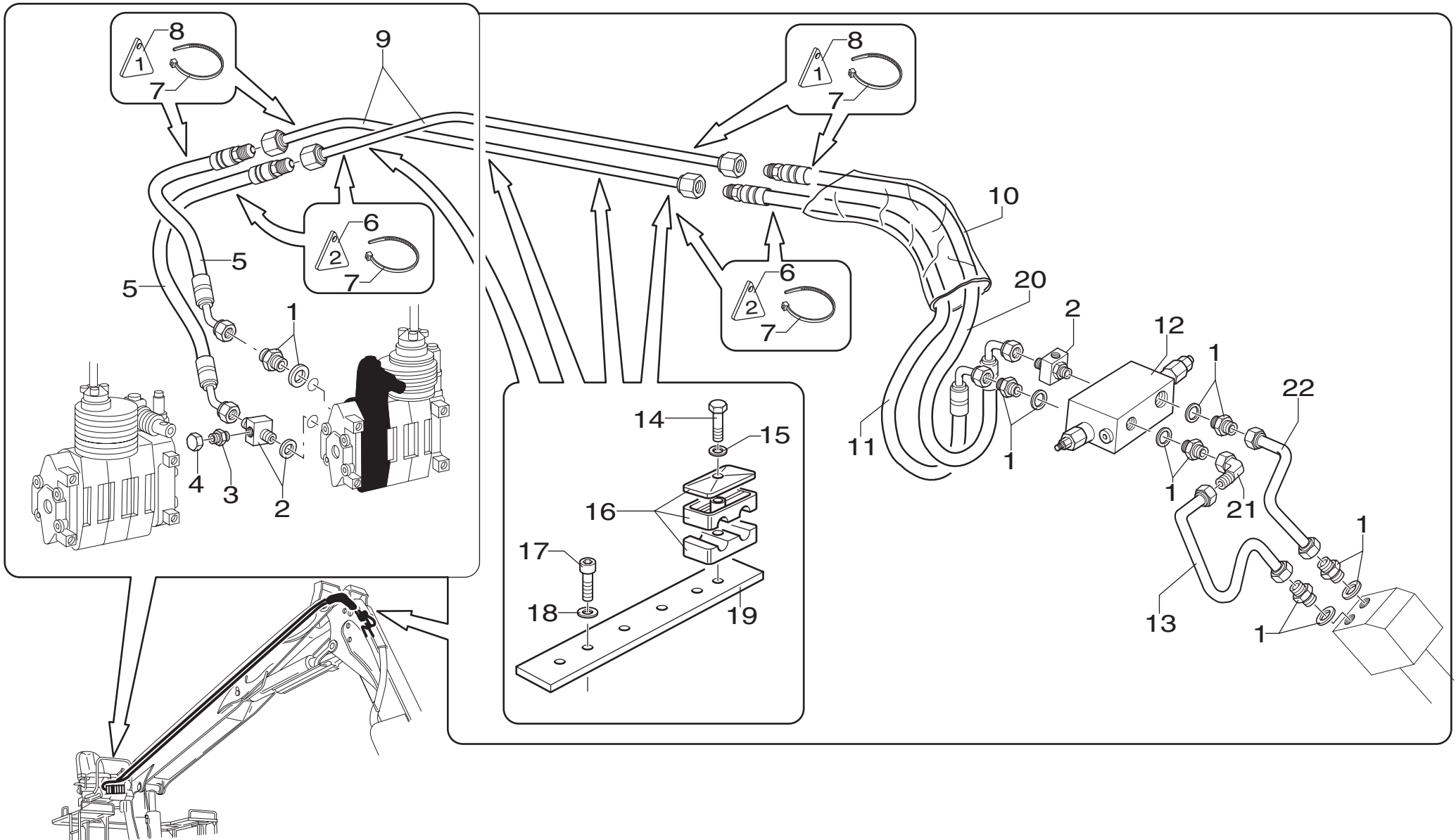
# COMANDO MARTINETTO SFILÒ BRACCI CON "WALVOIL" (POSTO IN ALTO)

*Booms extension cylinder control with "WALVOIL" (raised operating position)*

TAV. GK.05.01

matr. G.A39.0001

SERIE  
Wall Board





**Wall Board****matr. G.A39.0001****TAV. GK.05.01**

POS.	N° CODICE / CODE N°	Q.	DESCRIZIONE	DESCRIPTION
1	409586	6	RACCORDO	FITTING
2	409148	2	RACCORDO	FITTING
3	409665	1	RACCORDO	FITTING
4	471117	1	TAPPO	CAP
5	486767	2	TUBO IN GOMMA	HOSE
6	473217	4	TARGHETTA	DECAL
7	207023	8	FASCETTA	CLAMP
8	473216	4	TARGHETTA	DECAL
9	493108	2	TUBO IN FERRO	IRON PIPE
10	276037	1	GUAINA	SHEATH
11	486824	2	TUBO IN GOMMA	HOSE
12	495393	1	VALVOLA	VALVE
13	493117	1	TUBO IN FERRO	IRON PIPE
14	497135	4	VITE	SCREW
15	417025	4	RONDELLA	WASHER
16	353073	4	MORSETTO	FASTENING UNIT
17	497144	8	VITE	SCREW
18	417026	8	RONDELLA	WASHER
19	466311	4	SUPPORTO	SUPPORT
20	486823	1	TUBO IN GOMMA	HOSE
21	409636	1	RACCORDO	FITTING
22	493122	1	TUBO IN FERRO	IRON PIPE



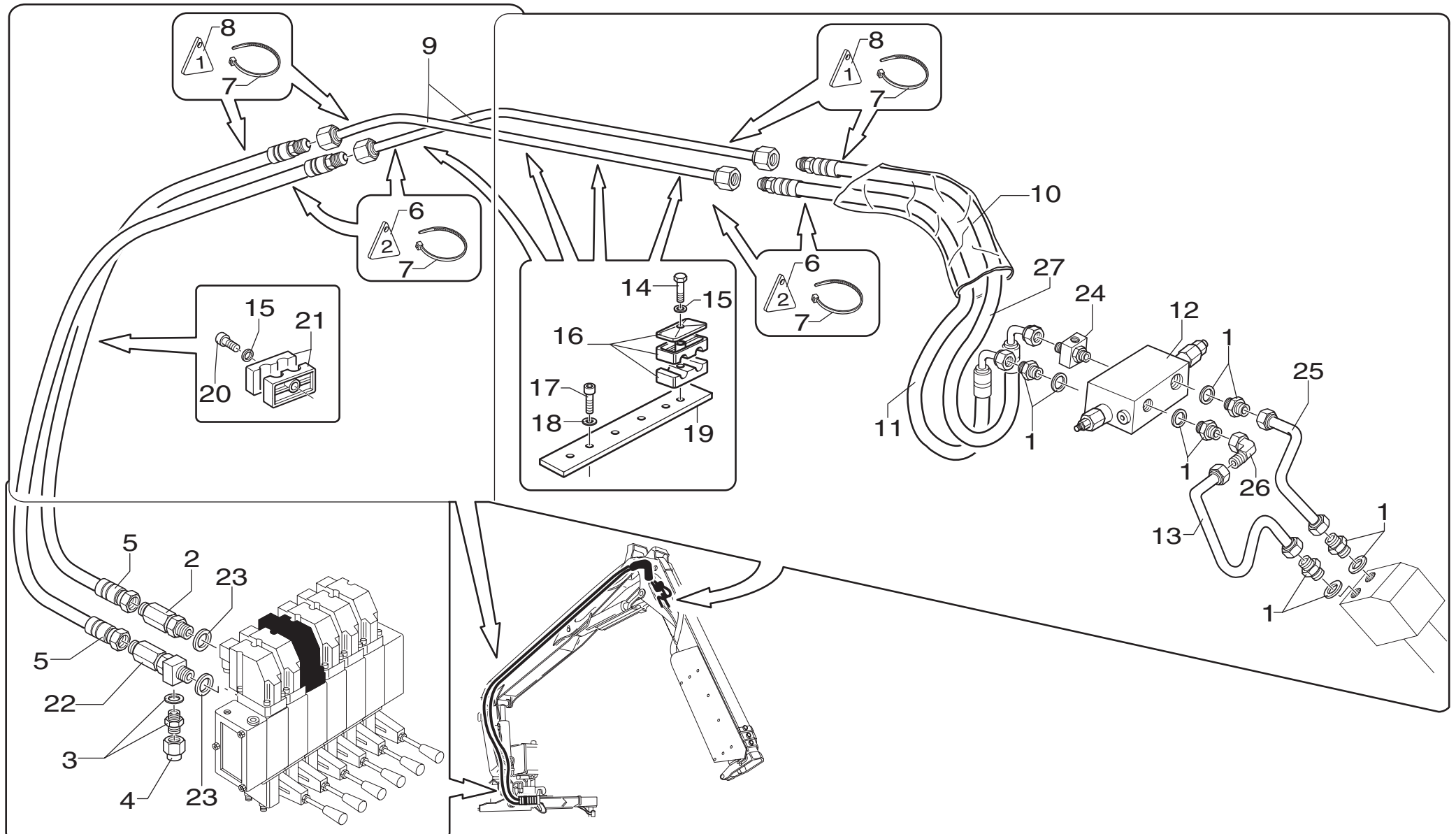
# COMANDO MARTINETTO SFILÒ BRACCI CON "DANFOSS" (POSTO IN BASSO)

*Booms extension cylinder control with "DANFOSS" (lowered operating position)*

TAV. GK.05.02

matr. G.A39.0001

SERIE  
Wall Board



**Wall Board****matr. G.A39.0001****TAV. GK.05.02**

POS.	N° CODICE / CODE N°	Q.	DESCRIZIONE	DESCRIPTION
1	409586	5	RACCORDO	FITTING
2	239268	1	RACCORDO	FITTING
3	409665	1	RACCORDO	FITTING
4	471117	1	TAPPO	CAP
5	486736	2	TUBO IN GOMMA	HOSE
6	473217	4	TARGHETTA	DECAL
7	207023	8	FASCETTA	CLAMP
8	473216	4	TARGHETTA	DECAL
9	493108	2	TUBO IN FERRO	IRON PIPE
10	276037	1	GUAINA	SHEATH
11	486824	1	TUBO IN GOMMA	HOSE
12	495393	1	VALVOLA	VALVE
13	493117	1	TUBO IN FERRO	IRON PIPE
14	497135	4	VITE	SCREW
15	417025	5	RONDELLA	WASHER
16	353073	4	MORSETTO	FASTENING UNIT
17	497144	8	VITE	SCREW
18	417026	8	RONDELLA	WASHER
19	466311	4	SUPPORTO	SUPPORT
20	497136	1	VITE	SCREW
21	353080	1	MORSETTO	FASTENING UNIT
22	239010	1	RACCORDO	FITTING
23	417092	2	RONDELLA	WASHER
24	409148	1	RACCORDO	FITTING
25	493122	1	TUBO IN FERRO	IRON PIPE
26	409636	1	RACCORDO	FITTING



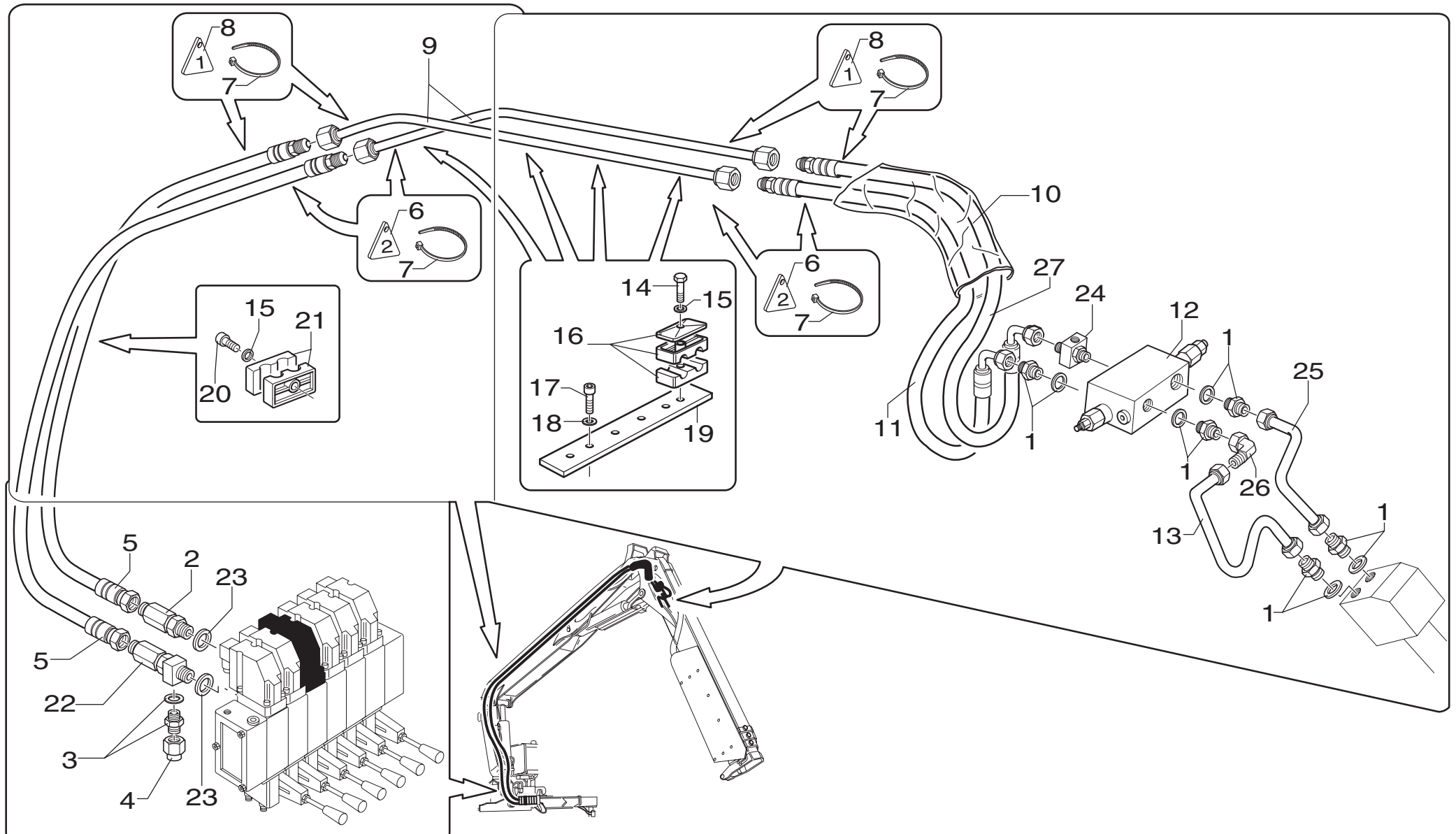
# COMANDO MARTINETTO SFILÒ BRACCI CON "DANFOSS" (POSTO IN BASSO)

*Booms extension cylinder control with "DANFOSS" (lowered operating position)*

TAV. GK.05.02

matr. G.A39.0001

SERIE  
Wall Board







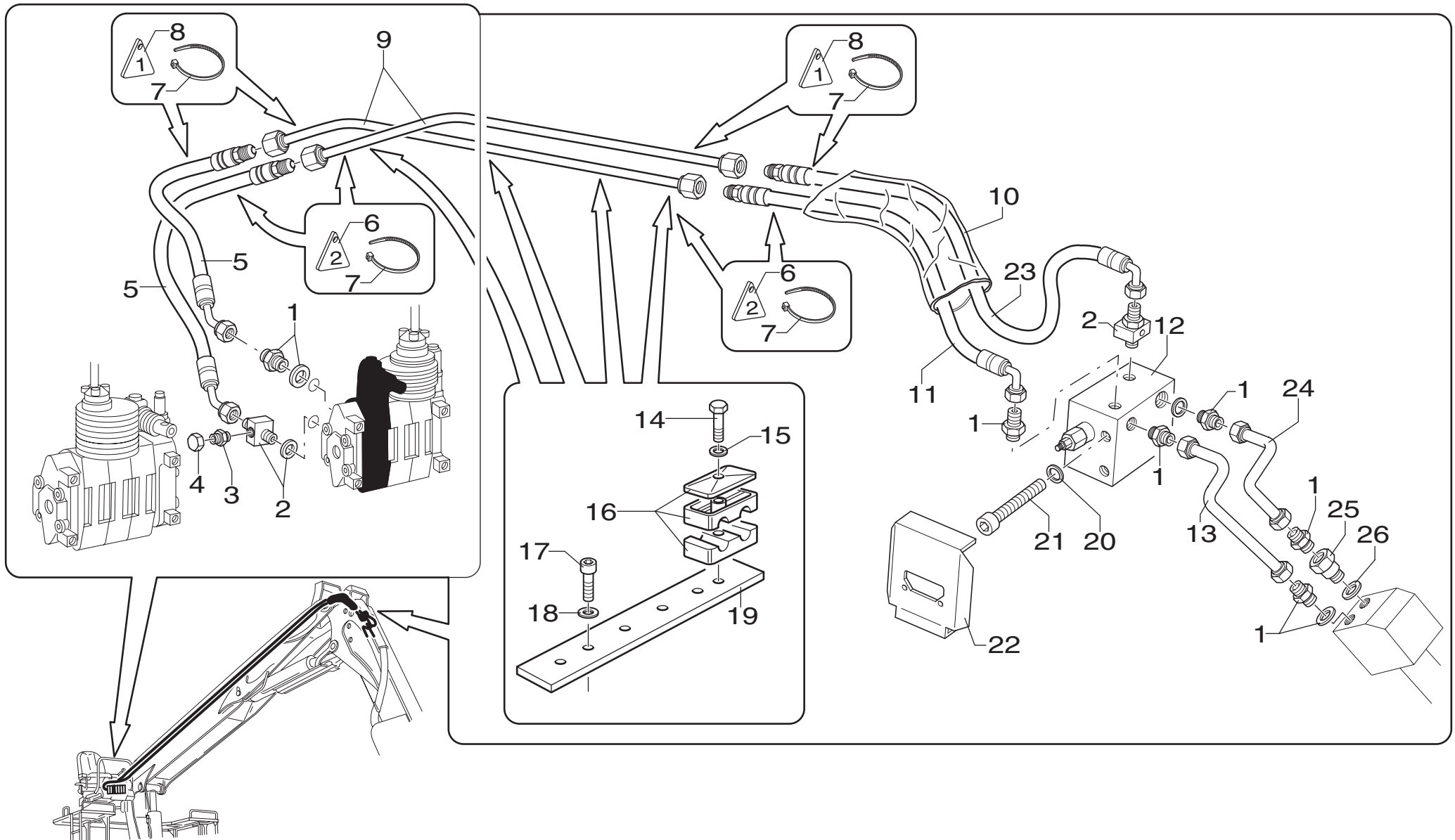
**COMANDO MARTINETTO SFILLO BRACCI + RIGENERATIVO CON "WALVOIL" (POSTO IN ALTO)**

*Boom extension cylinder control + regenerator valve with "WALVOIL" (raised operating position)*

TAV. GK.05.03

matr. G.A39.0001

**SERIE  
Wall Board**



**Wall Board****matr. G.A39.0001****TAV. GK.05.03**

POS.	N° CODICE / CODE N°	Q.	DESCRIZIONE	DESCRIPTION
1	409586	6	RACCORDO	FITTING
2	409148	2	RACCORDO	FITTING
3	409665	1	RACCORDO	FITTING
4	471117	1	TAPPO	CAP
5	486767	2	TUBO IN GOMMA	HOSE
6	473217	4	TARGHETTA	DECAL
7	207023	8	FASCETTA	CLAMP
8	473216	4	TARGHETTA	DECAL
9	493108	2	TUBO IN FERRO	IRON PIPE
10	276037	1	GUAINA	SHEATH
11	486651	1	TUBO IN GOMMA	HOSE
12	495497	1	VALVOLA	VALVE
13	493501	1	TUBO IN FERRO	IRON PIPE
14	497135	4	VITE	SCREW
15	417025	4	RONDELLA	WASHER
16	353073	4	MORSETTO	FASTENING UNIT
17	497144	8	VITE	SCREW
18	417026	8	RONDELLA	WASHER
19	466311	4	SUPPORTO	SUPPORT
20	417026	2	RONDELLA	WASHER
21	497378	2	VITE	SCREW
22	403241	1	PROTEZIONE	PROTECTION
23	486259	1	TUBO IN GOMMA	HOSE
24	493502	1	TUBO IN FERRO	IRON PIPE
25	409479	1	RACCORDO	FITTING
26	417092	1	RONDELLA	WASHER



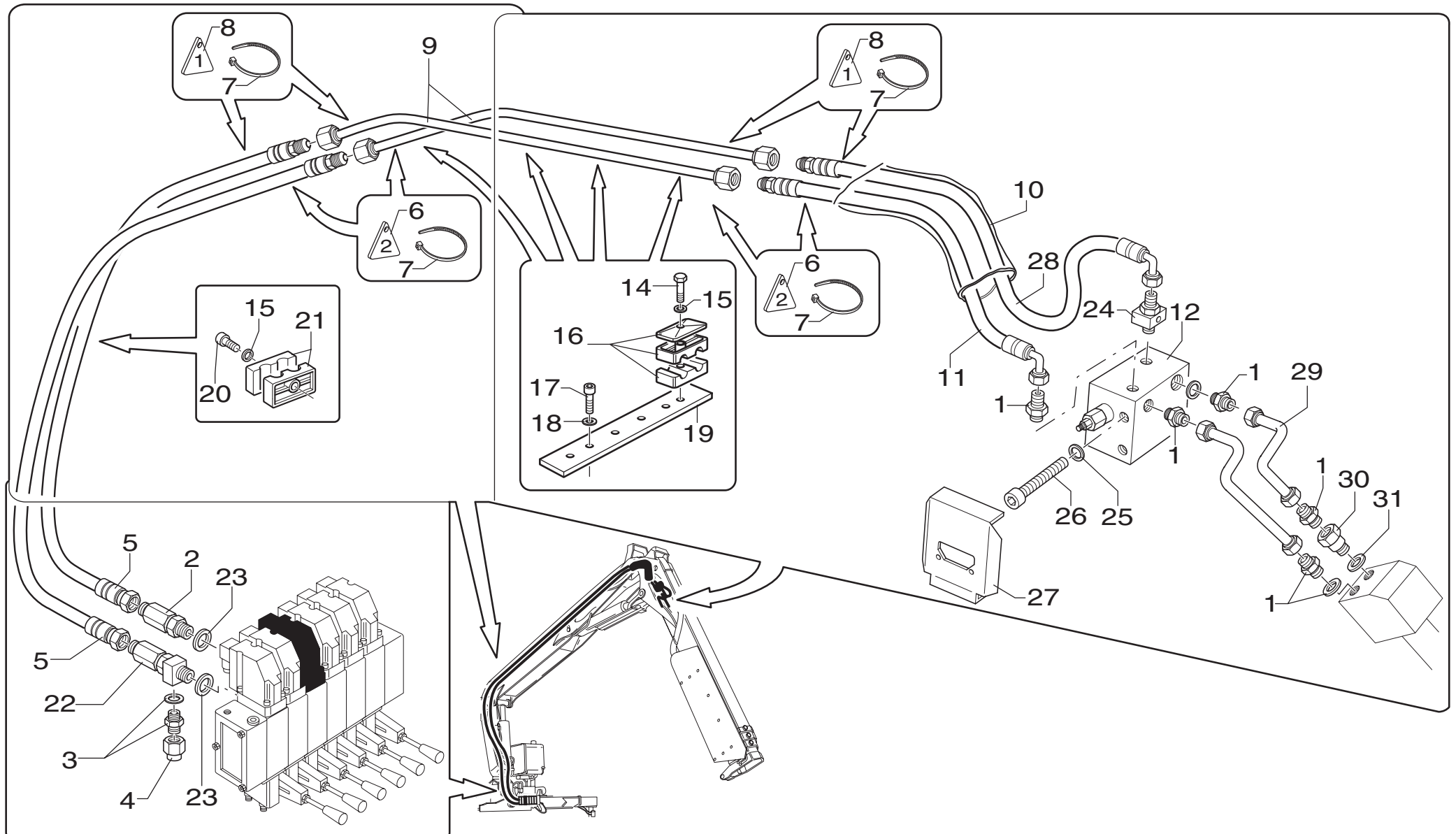
**COMANDO MARTINETTO SFILÒ BRACCI + RIGENERATIVO CON "DANFOSS" (POSTO IN BASSO)**

*Boom extension cylinder control + regenerator valve with "DANFOSS" (lowered operating position)*

TAV. GK.05.04

matr. G.A39.0001

**SERIE  
Wall Board**





**Wall Board****matr. G.A39.0001****TAV. GK.05.04**

POS.	N° CODICE / CODE N°	Q.	DESCRIZIONE	DESCRIPTION
1	409586	5	RACCORDO	FITTING
2	239268	1	RACCORDO	FITTING
3	409665	1	RACCORDO	FITTING
4	471117	1	TAPPO	CAP
5	486736	2	TUBO IN GOMMA	HOSE
6	473217	4	TARGHETTA	DECAL
7	207023	8	FASCETTA	CLAMP
8	473216	4	TARGHETTA	DECAL
9	493108	2	TUBO IN FERRO	IRON PIPE
10	276037	1	GUAINA	SHEATH
11	486651	1	TUBO IN GOMMA	HOSE
12	495497	1	VALVOLA	VALVE
13	493501	1	TUBO IN FERRO	IRON PIPE
14	497135	4	VITE	SCREW
15	417025	5	RONDELLA	WASHER
16	353073	4	MORSETTO	FASTENING UNIT
17	497144	8	VITE	SCREW
18	417026	8	RONDELLA	WASHER
19	466311	4	SUPPORTO	SUPPORT
20	497136	1	VITE	SCREW
21	353080	1	MORSETTO	FASTENING UNIT
22	239010	1	RACCORDO	FITTING
23	417092	2	RONDELLA	WASHER
24	409148	1	RACCORDO	FITTING
25	417026	2	RONDELLA	WASHER
26	497378	2	VITE	SCREW



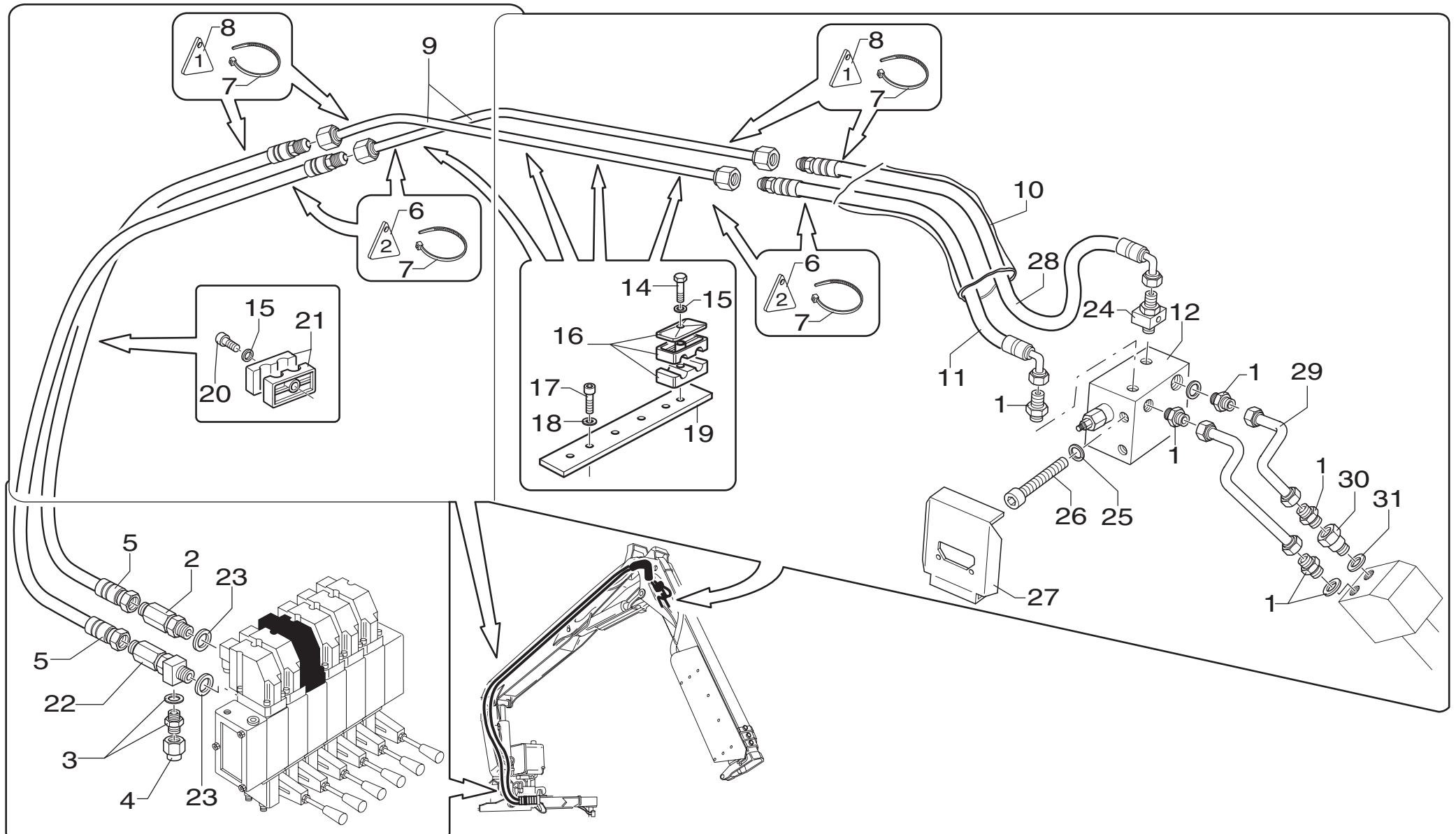
**COMANDO MARTINETTO SFILLO BRACCI + RIGENERATIVO CON "DANFOSS" (POSTO IN BASSO)**

*Boom extension cylinder control + regenerator valve with "DANFOSS" (lowered operating position)*

TAV. GK.05.04

matr. G.A39.0001

**SERIE  
Wall Board**







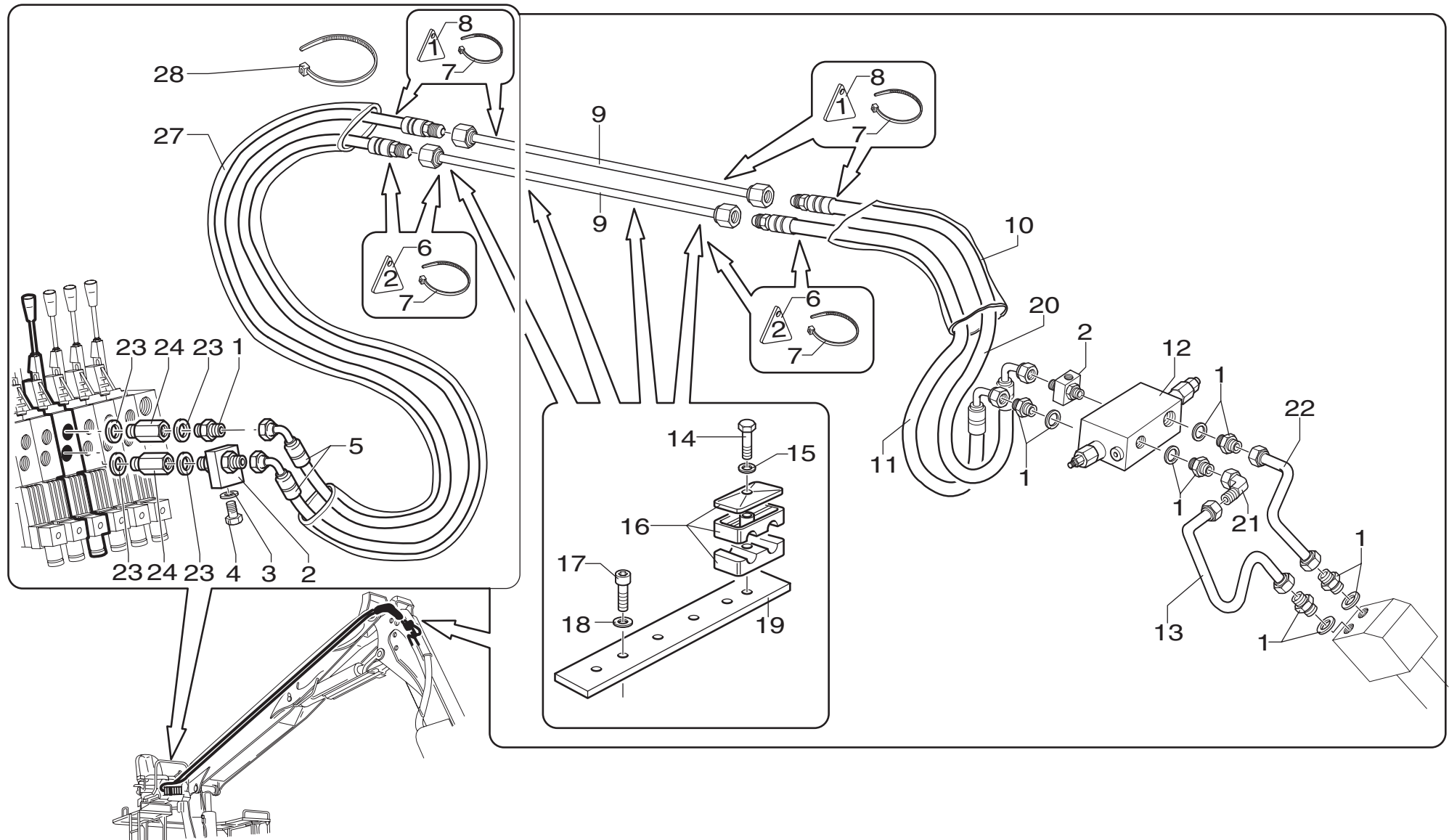
# COMANDO MARTINETTO SFILLO BRACCI CON "DANFOSS" (POSTO IN ALTO)

*Boom extension cylinder control with "DANFOSS" (raised operating position)*

TAV. GK.05.05

matr. G.A39.0001

SERIE  
Wall Board



**Wall Board****matr. G.A39.0001****TAV. GK.05.05**

POS.	N° CODICE / CODE N°	Q.	DESCRIZIONE	DESCRIPTION
1	409586	6	RACCORDO	FITTING
2	409148	2	RACCORDO	FITTING
3	417098	1	RONDELLA	WASHER
4	471019	1	TAPPO	CAP
5	486182	2	TUBO IN GOMMA	HOSE
6	473217	4	TARGHETTA	DECAL
7	207023	8	FASCETTA	CLAMP
8	473216	4	TARGHETTA	DECAL
9	493108	2	TUBO IN FERRO	IRON PIPE
10	276037	1	GUAINA	SHEATH
11	486824	2	TUBO IN GOMMA	HOSE
12	495393	1	VALVOLA	VALVE
13	493117	1	TUBO IN FERRO	IRON PIPE
14	497135	4	VITE	SCREW
15	417025	4	RONDELLA	WASHER
16	353073	4	MORSETTO	FASTENING UNIT
17	497144	8	VITE	SCREW
18	417026	8	RONDELLA	WASHER
19	466311	4	SUPPORTO	SUPPORT
20	486823	1	TUBO IN GOMMA	HOSE
21	409636	1	RACCORDO	FITTING
22	493122	1	TUBO IN FERRO	IRON PIPE
23	417092	3	RONDELLA	WASHER
24	164108	2	COLONNETTA	STUD
25	276071	1	GUAINA	SHEATH
26	207064	2	FASCETTA	CLAMP



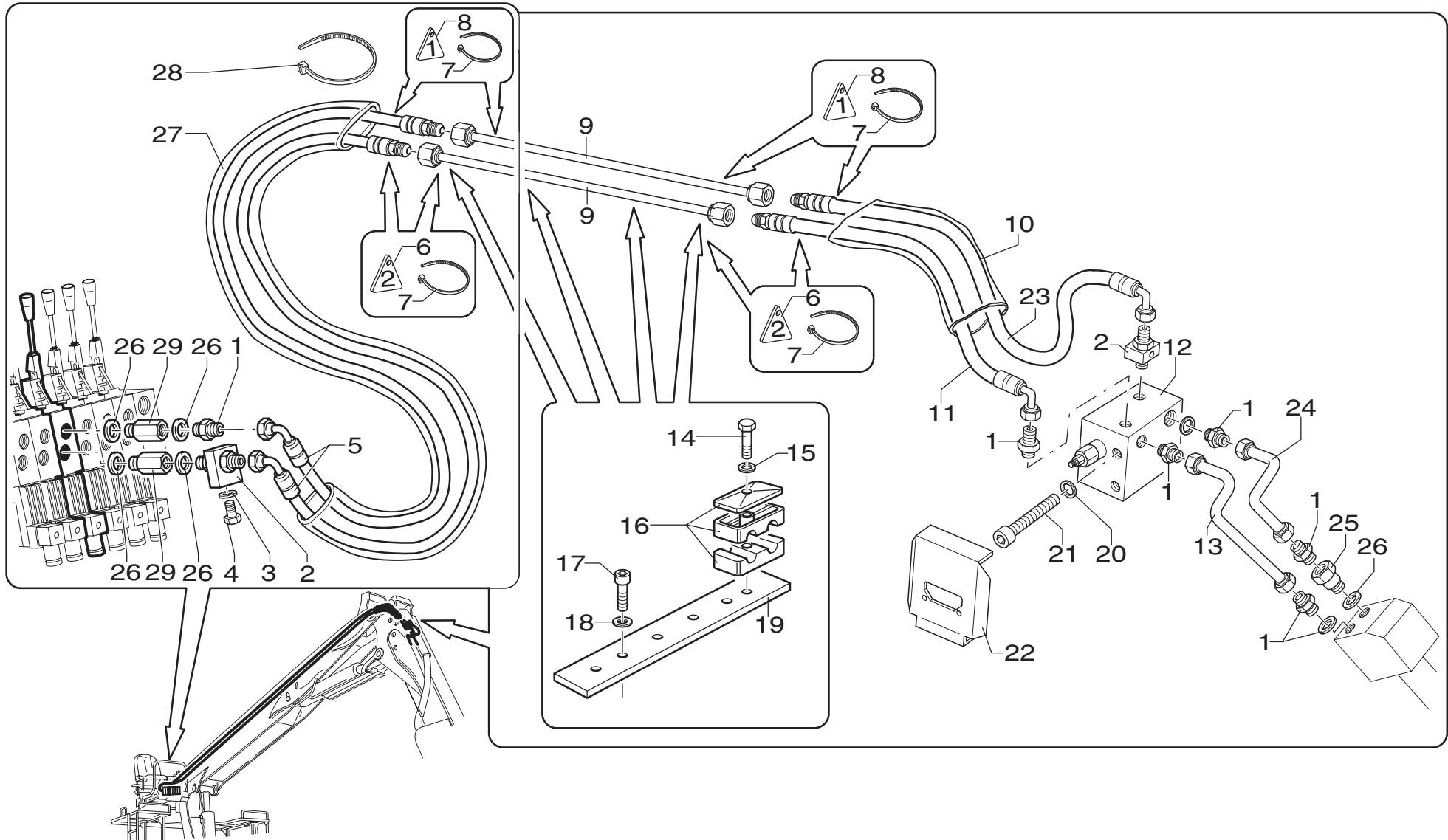
**COMANDO MARTINETTO SFILÒ BRACCI + RIGENERATIVO CON "DANFOSS" (POSTO IN ALTO)**

*Boom extension cylinder control + regenerator valve with "DANFOSS" (raised operating position)*

TAV. GK.05.06

matr. G.A39.0001

**SERIE  
Wall Board**



**Wall Board****matr. G.A39.0001****TAV. GK.05.06**

POS.	N° CODICE / CODE N°	Q.	DESCRIZIONE	DESCRIPTION
1	409586	6	RACCORDO	FITTING
2	409148	2	RACCORDO	FITTING
3	417098	1	RONDELLA	WASHER
4	471019	1	TAPPO	CAP
5	486182	2	TUBO IN GOMMA	HOSE
6	473217	4	TARGHETTA	DECAL
7	207023	8	FASCETTA	CLAMP
8	473216	4	TARGHETTA	DECAL
9	493108	2	TUBO IN FERRO	IRON PIPE
10	276037	1	GUAINA	SHEATH
11	486651	1	TUBO IN GOMMA	HOSE
12	495497	1	VALVOLA	VALVE
13	493501	1	TUBO IN FERRO	IRON PIPE
14	497135	4	VITE	SCREW
15	417025	4	RONDELLA	WASHER
16	353073	4	MORSETTO	FASTENING UNIT
17	497144	8	VITE	SCREW
18	417026	8	RONDELLA	WASHER
19	466311	4	SUPPORTO	SUPPORT
20	417026	2	RONDELLA	WASHER
21	497378	2	VITE	SCREW
22	403241	1	PROTEZIONE	PROTECTION
23	486259	1	TUBO IN GOMMA	HOSE
24	493502	1	TUBO IN FERRO	IRON PIPE
25	409479	1	RACCORDO	FITTING
26	417092	5	RONDELLA	WASHER



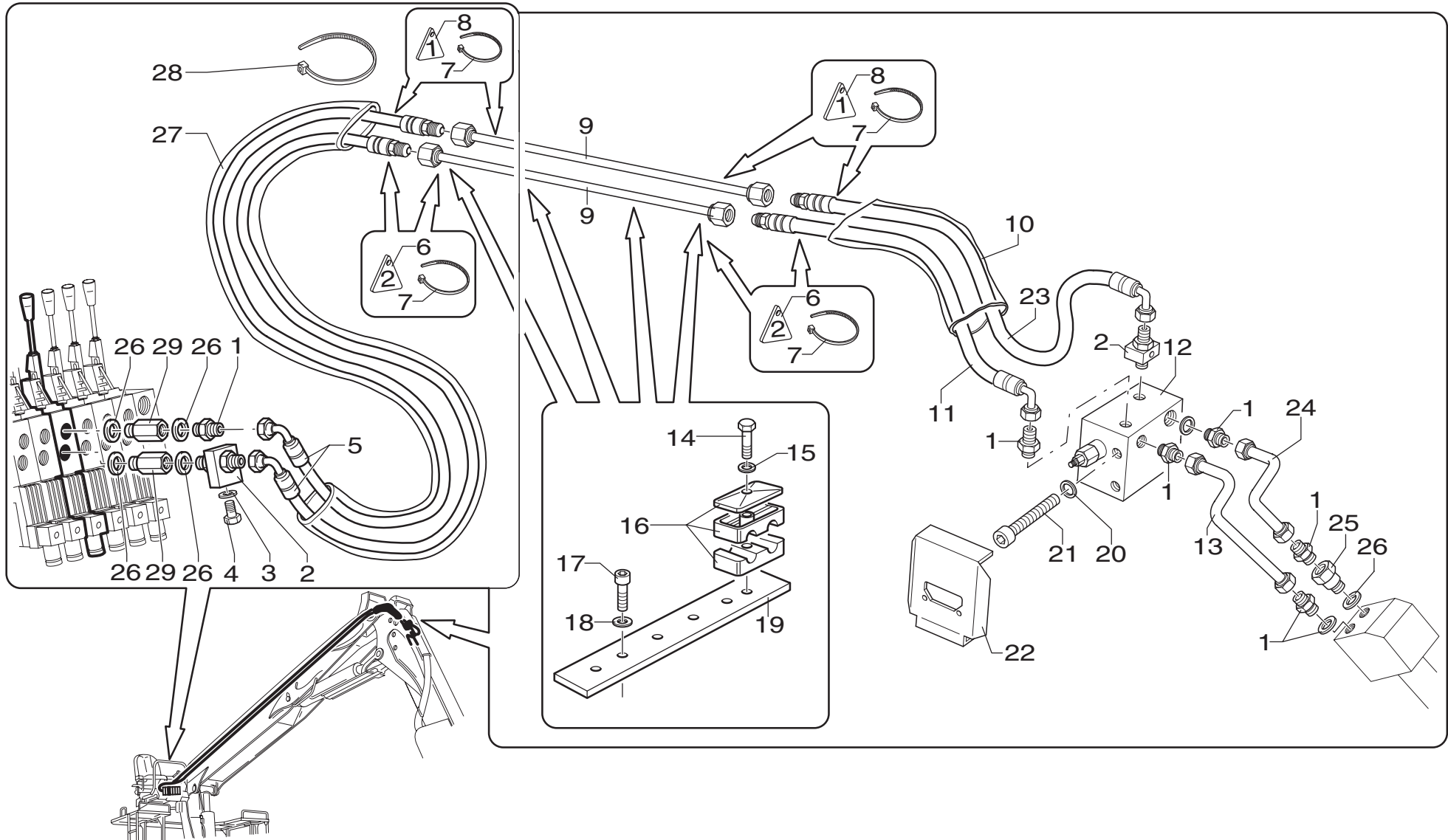
**COMANDO MARTINETTO SFILÒ BRACCI + RIGENERATIVO CON "DANFOSS" (POSTO IN ALTO)**

*Boom extension cylinder control + regenerator valve with "DANFOSS" (raised operating position)*

TAV. GK.05.06

matr. G.A39.0001

**SERIE  
Wall Board**









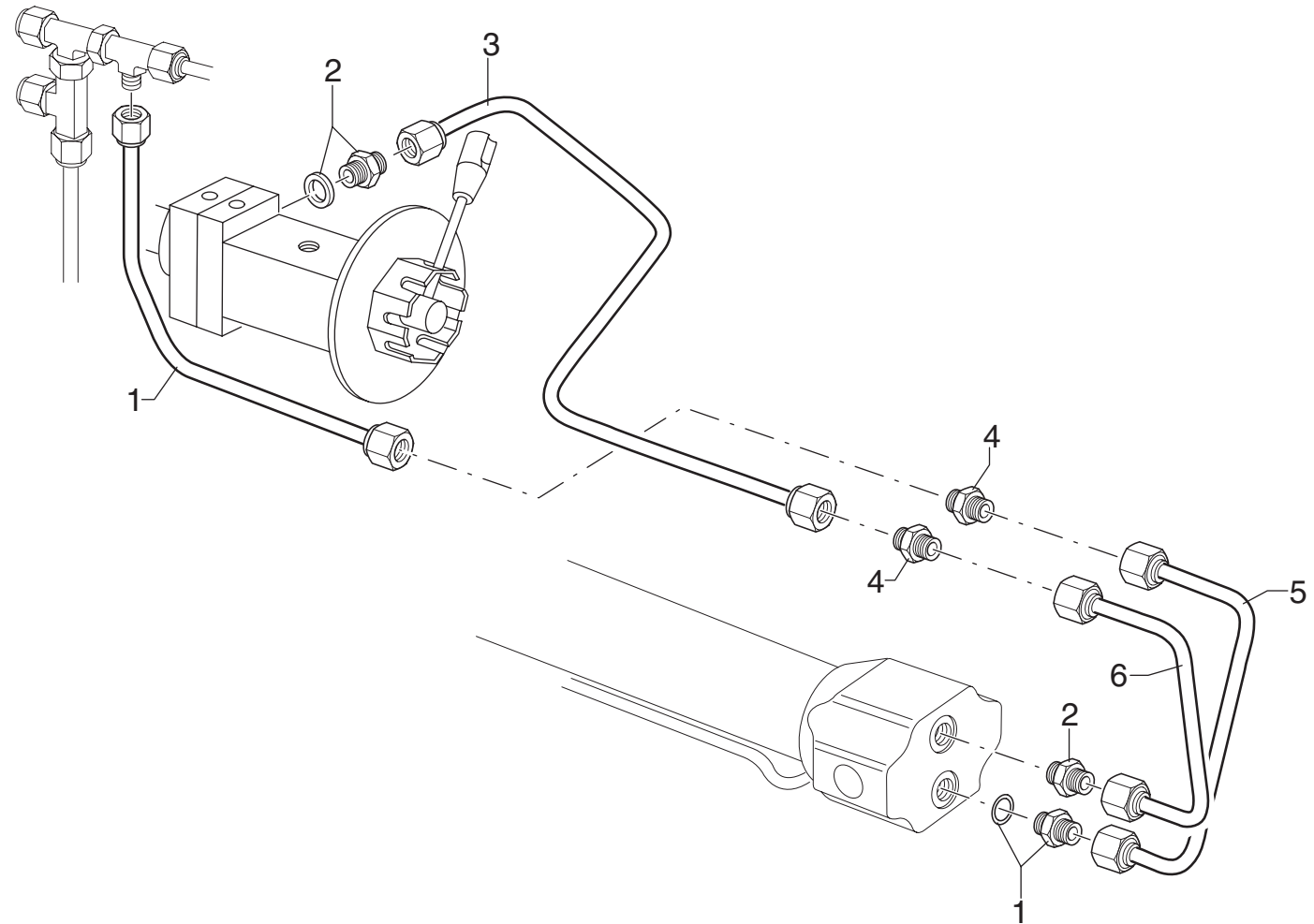
# COMANDO MARTINETTO SFILÒ BRACCI STABILIZZATORI STANDARD

*Outrigger boom extension cylinder control - standard*

TAV. GK.06.01 1/2

matr. G.A39.0001

**SERIE  
Wall Board**







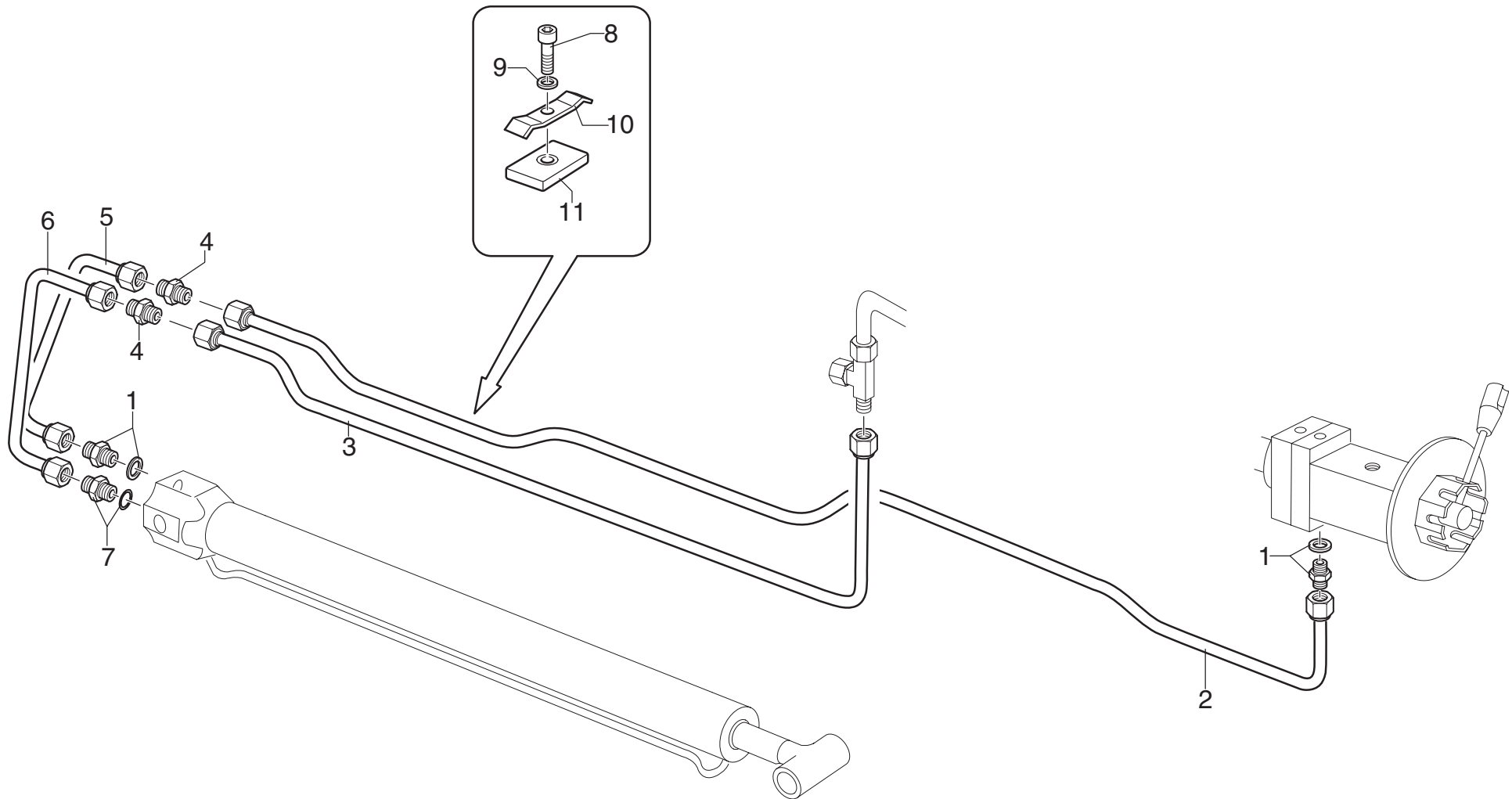
# COMANDO MARTINETTO SFILO BRACCI STABILIZZATORI STANDARD

*Outrigger boom extension cylinder control - standard*

TAV. GK.06.01 2/2

matr. G.A39.0001

**SERIE  
Wall Board**







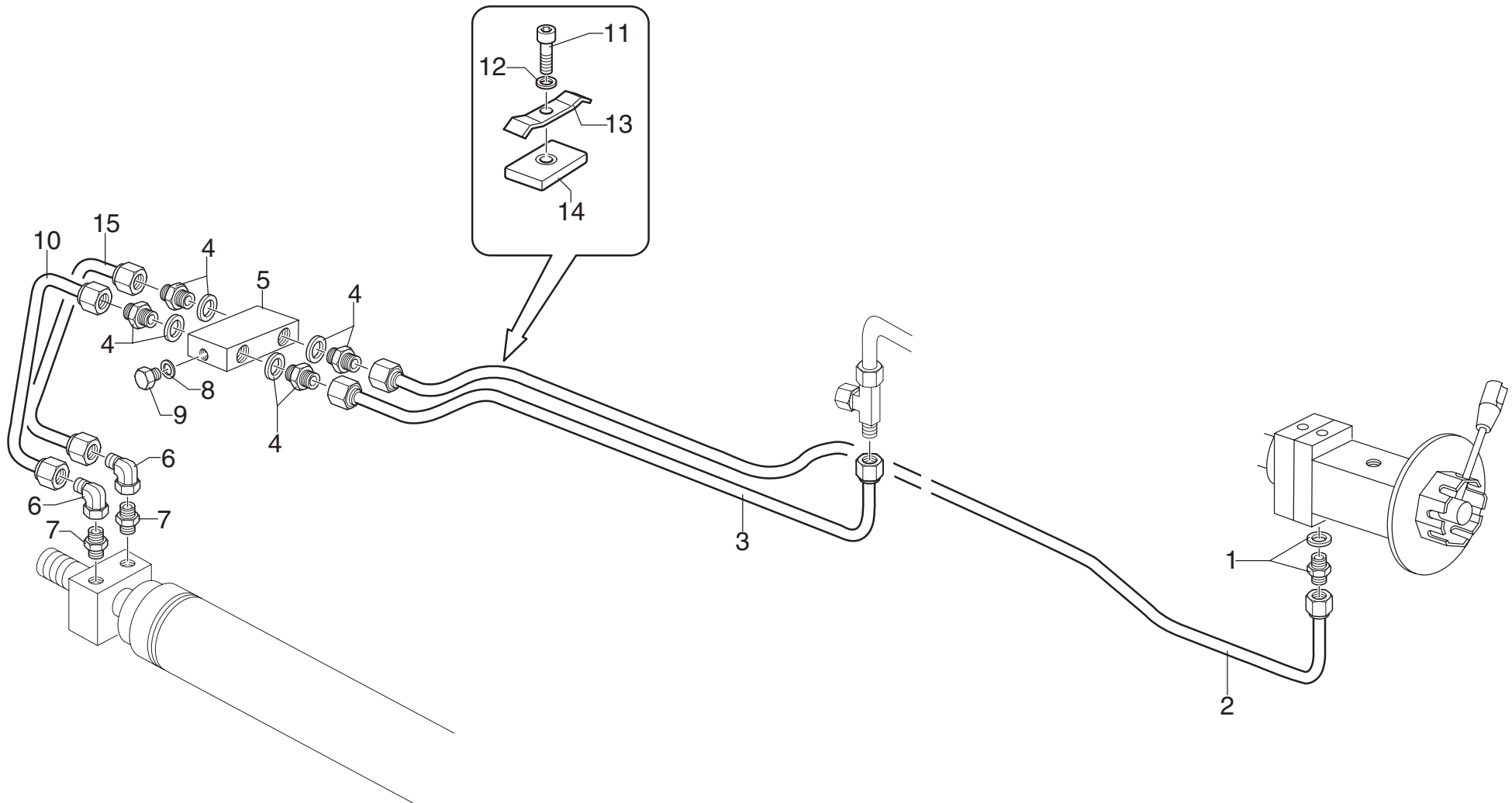
# COMANDO MARTINETTO SFILÒ BRACCI STABILIZZATORE DX EXTRALARGO

*Extension control for the right extra large outrigger boom*

TAV. GK.06.02 1/3

matr. G.A39.0001

**SERIE  
Wall Board**



**Wall Board****matr. G.A39.0001****TAV. GK.06.02 1/3**

POS.	N° CODICE / CODE N°	Q.	DESCRIZIONE	DESCRIPTION
1	409610	1	RACCORDO	FITTING
2	492854	1	TUBO IN FERRO	IRON PIPE
3	492860	1	TUBO IN FERRO	IRON PIPE
4	409632	4	RACCORDO	FITTING
5	495394	1	VALVOLA	VALVE
6	409633	2	RACCORDO	FITTING
7	409634	2	RACCORDO	FITTING
8	417096	2	RONDELLA	WASHER
9	471026	2	TAPPO	CAP
10	493018	1	TUBO IN FERRO	IRON PIPE
11	497130	1	VITE	SCREW
12	417025	1	RONDELLA	WASHER
13	353099	1	MORSETTO	FASTENING UNIT
14	262110	1	SPESSORE	SHIM
15	493017	1	TUBO IN FERRO	IRON PIPE



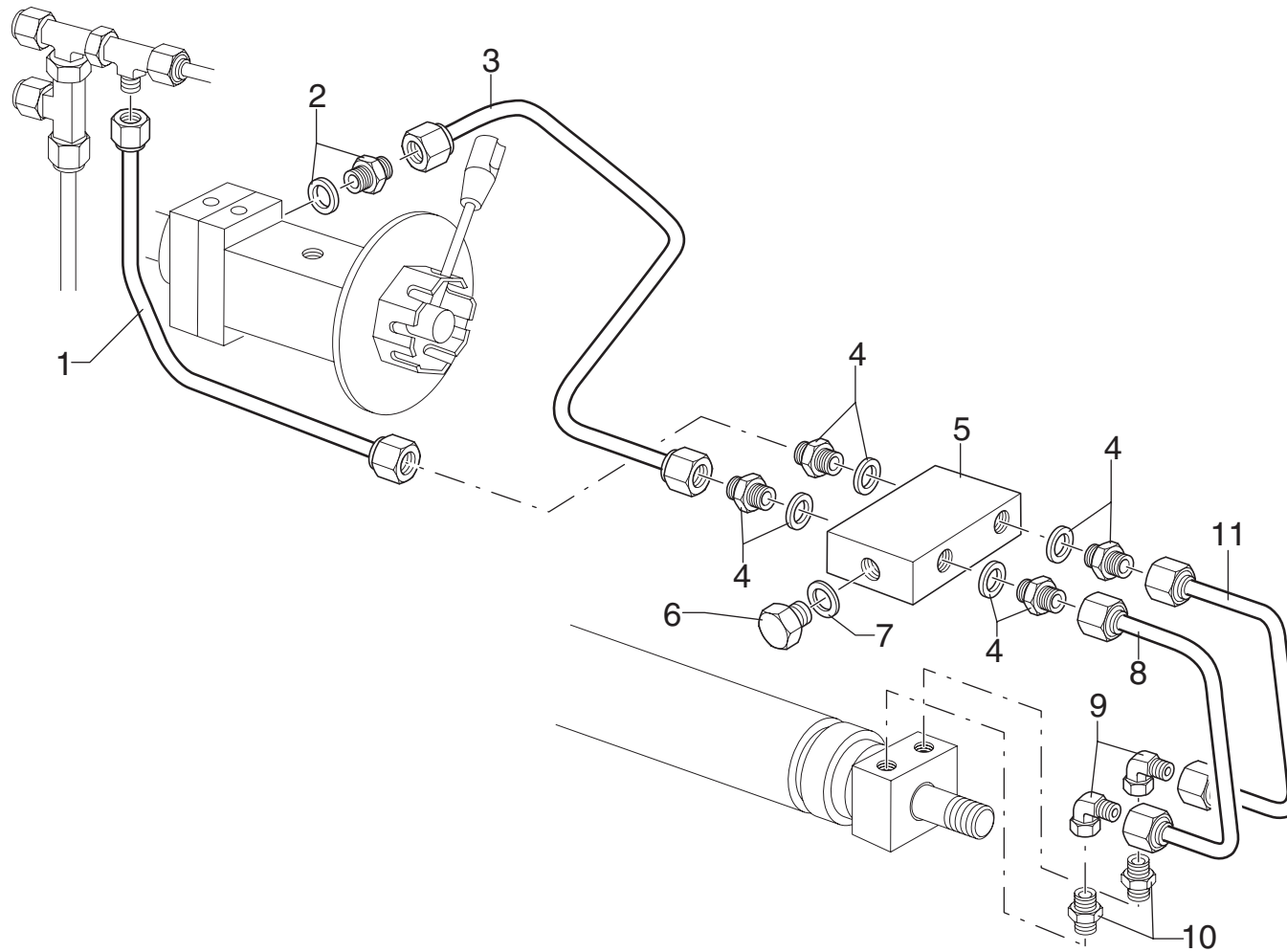
# COMANDO MARTINETTO SFILÒ BRACCI STABILIZZATORE SX EXTRALARGO

*Extension control for the left extra large outrigger boom*

TAV. GK.06.02 2/3

matr. G.A39.0001

**SERIE  
Wall Board**





**Wall Board**

**matr. G.A39.0001**

**TAV. GK.06.02 2/3**

POS.	N° CODICE / CODE N°	Q.	DESCRIZIONE	DESCRIPTION
1	492856	1	TUBO IN FERRO	IRON PIPE
2	409610	1	RACCORDO	FITTING
3	492852	1	TUBO IN FERRO	IRON PIPE
4	409632	4	RACCORDO	FITTING
5	495394	1	VALVOLA	VALVE
6	471026	2	TAPPO	CAP
7	417092	2	RONDELLA	WASHER
8	493017	1	TUBO IN FERRO	IRON PIPE
9	409633	2	RACCORDO	FITTING
10	409634	2	RACCORDO	FITTING
11	493018	1	TUBO IN FERRO	IRON PIPE



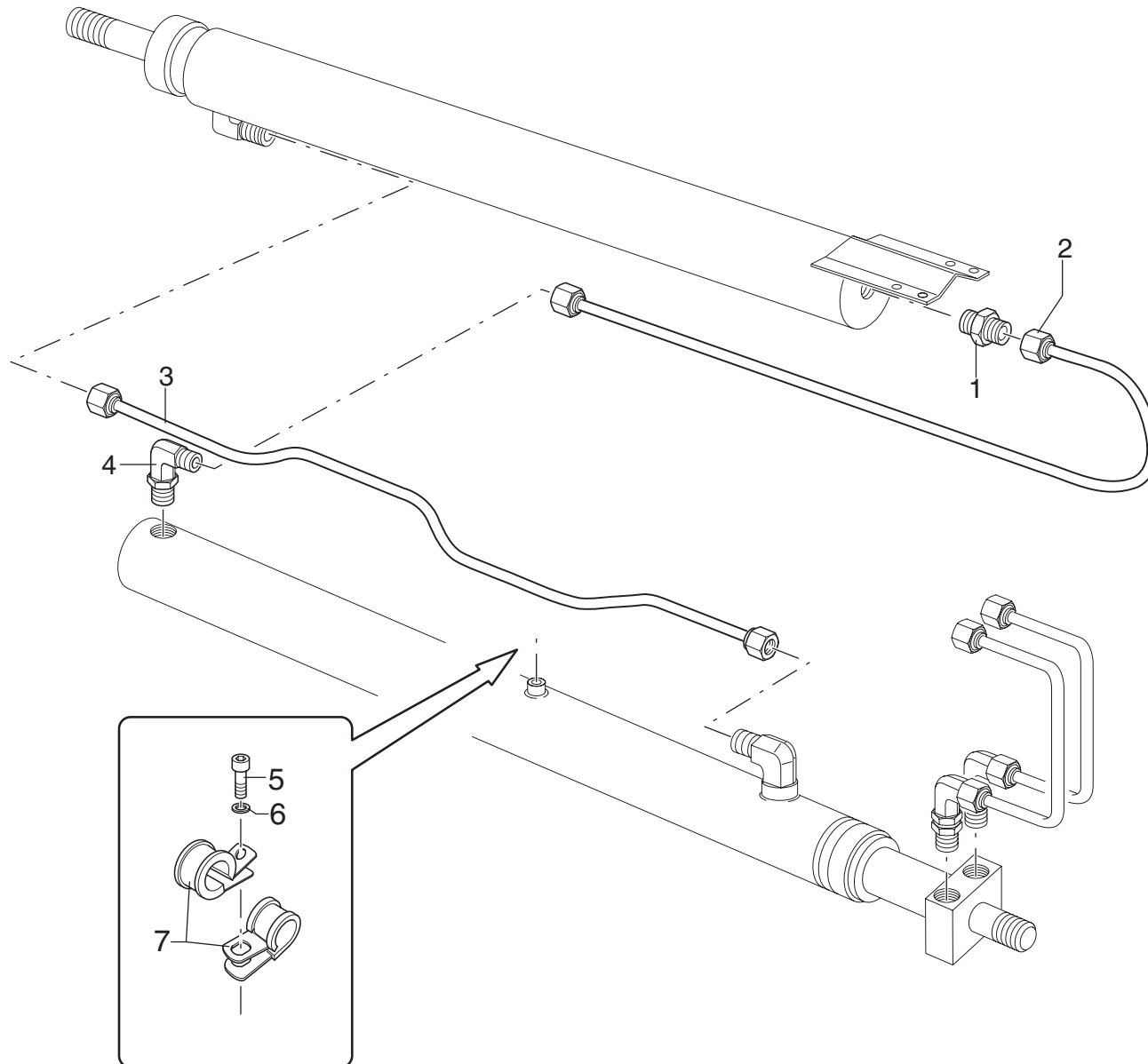
**COMPL. COMANDO MARTINETTO SFILO BRACCI STABILIZZATORE EXTRALARGO**

*Compl. extension control for the extra large outrigger boom*

TAV. GK.06.02 3/3

matr. G.A39.0001

**SERIE  
Wall Board**



**Wall Board**

matr. G.A39.0001

TAV. GK.06.02 3/3

POS.	N° CODICE / CODE N°	Q.	DESCRIZIONE	DESCRIPTION
1	409610	1	RACCORDO	FITTING
2	493019	1	TUBO IN FERRO	IRON PIPE
3	493020	1	TUBO IN FERRO	IRON PIPE
4	409601	1	RACCORDO	FITTING
5	497110	1	VITE	SCREW
6	417003	1	RONDELLA	WASHER
7	353058	2	MORSETTO	FASTENING UNIT



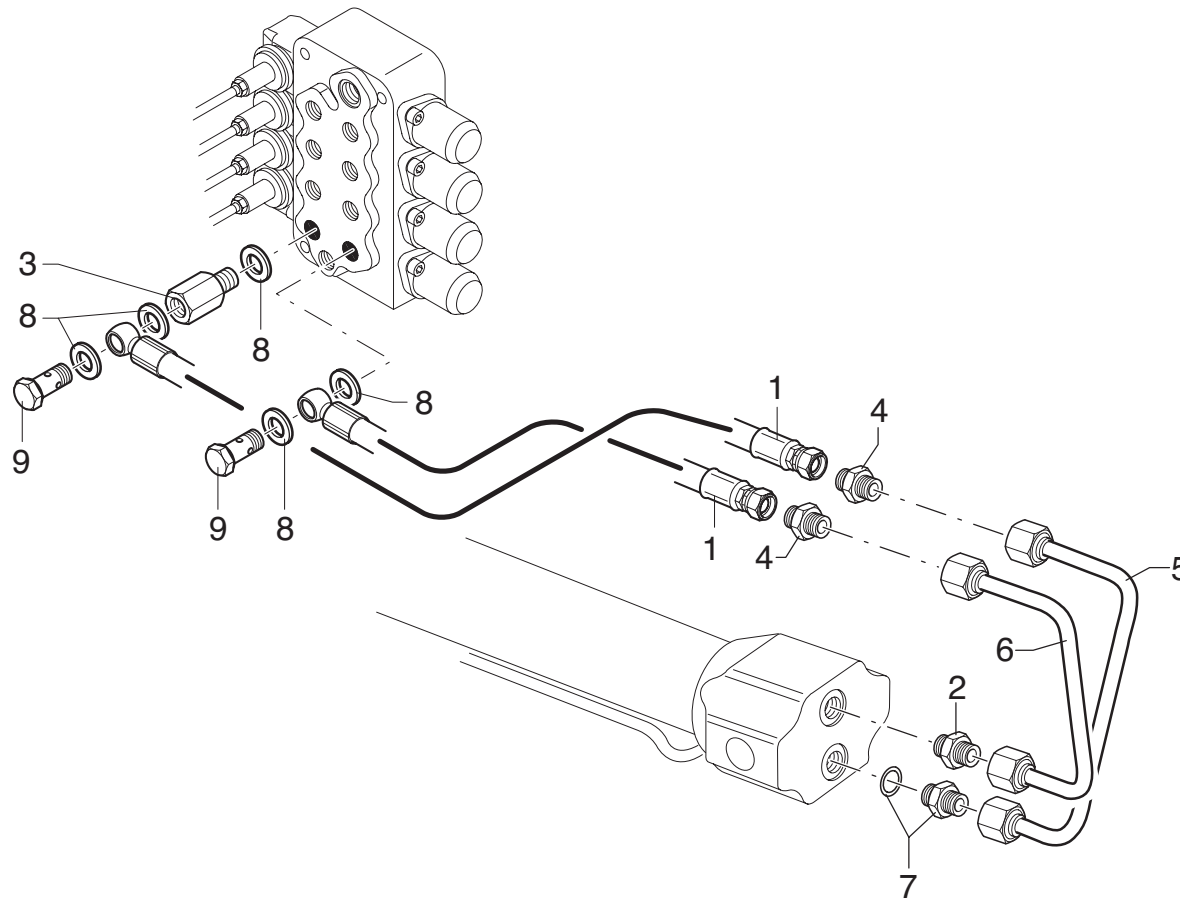
**COMANDO MARTINETTO SFILLO BRACCI STAB. STANDARD CON DISTRIBUTORI**

*Standard outrigger boom extension cylinder control - with control valve*

TAV. GK.06.03 1/2

matr. G.A39.0001

**SERIE  
Wall Board**



**Wall Board**

matr. G.A39.0001

TAV. GK.06.03 1/2

POS.	N° CODICE / CODE N°	Q.	DESCRIZIONE	DESCRIPTION
1	482143	2	TUBO IN GOMMA	HOSE
2	409610	1	RACCORDO	FITTING
3	164123	1	COLONNETTA	STUD
4	409930	2	RACCORDO	FITTING
5	492866	1	TUBO IN FERRO	IRON PIPE
6	492915	1	TUBO IN FERRO	IRON PIPE
7	495439	1	VALVOLA	VALVE
8	417094	5	RONDELLA	WASHER
9	133004	2	RACCORDO	FITTING



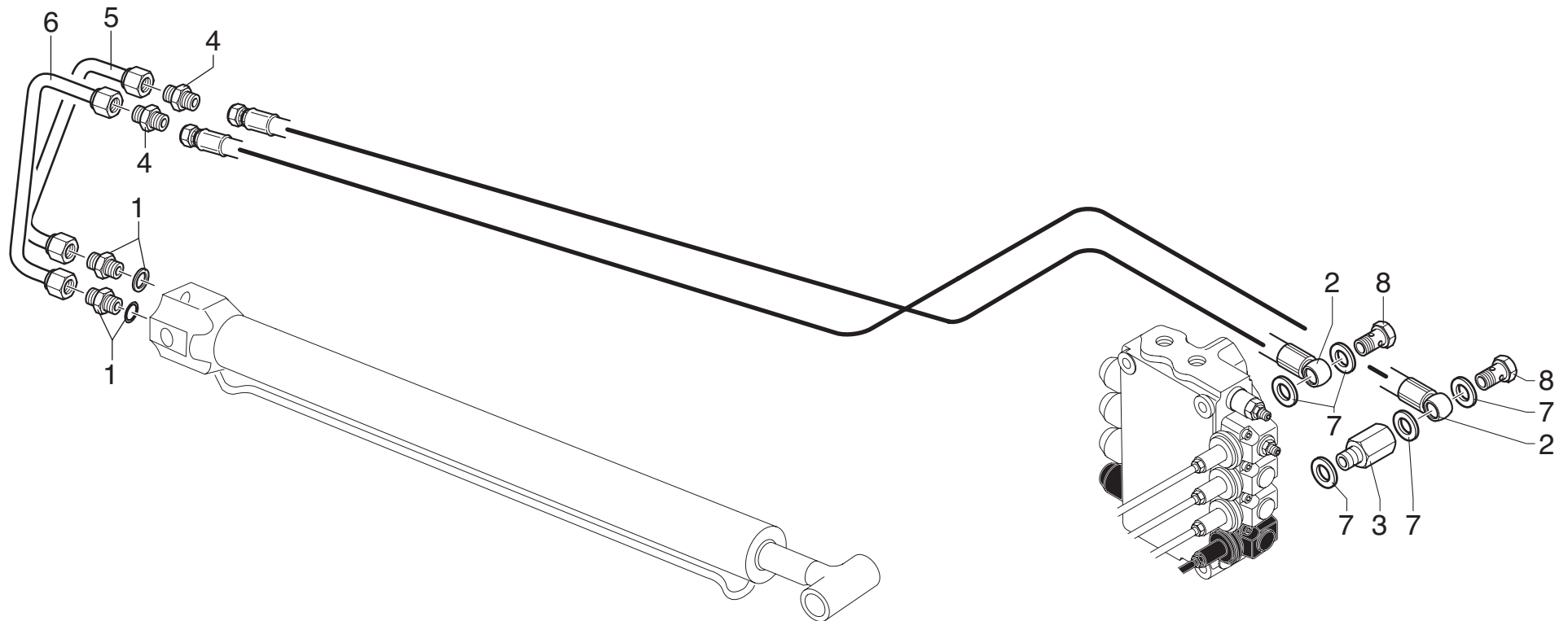
**COMANDO MARTINETTO SFILÒ BRACCI STAB. STANDARD CON DISTRIBUTORI**

*Standard outrigger boom extension cylinder control - with control valve*

TAV. GK.06.03 2/2

matr. G.A39.0001

**SERIE  
Wall Board**



**Wall Board**

matr. G.A39.0001

TAV. GK.06.03 2/2

POS.	N° CODICE / CODE N°	Q.	DESCRIZIONE	DESCRIPTION
1	409610	2	RACCORDO	FITTING
2	482144	2	TUBO IN GOMMA	HOSE
3	164123	1	COLONNETTA	STUD
4	409930	2	RACCORDO	FITTING
5	492915	1	TUBO IN FERRO	IRON PIPE
6	492866	1	TUBO IN FERRO	IRON PIPE
7	417094	5	RONDELLA	WASHER
8	133004	2	RACCORDO	FITTING



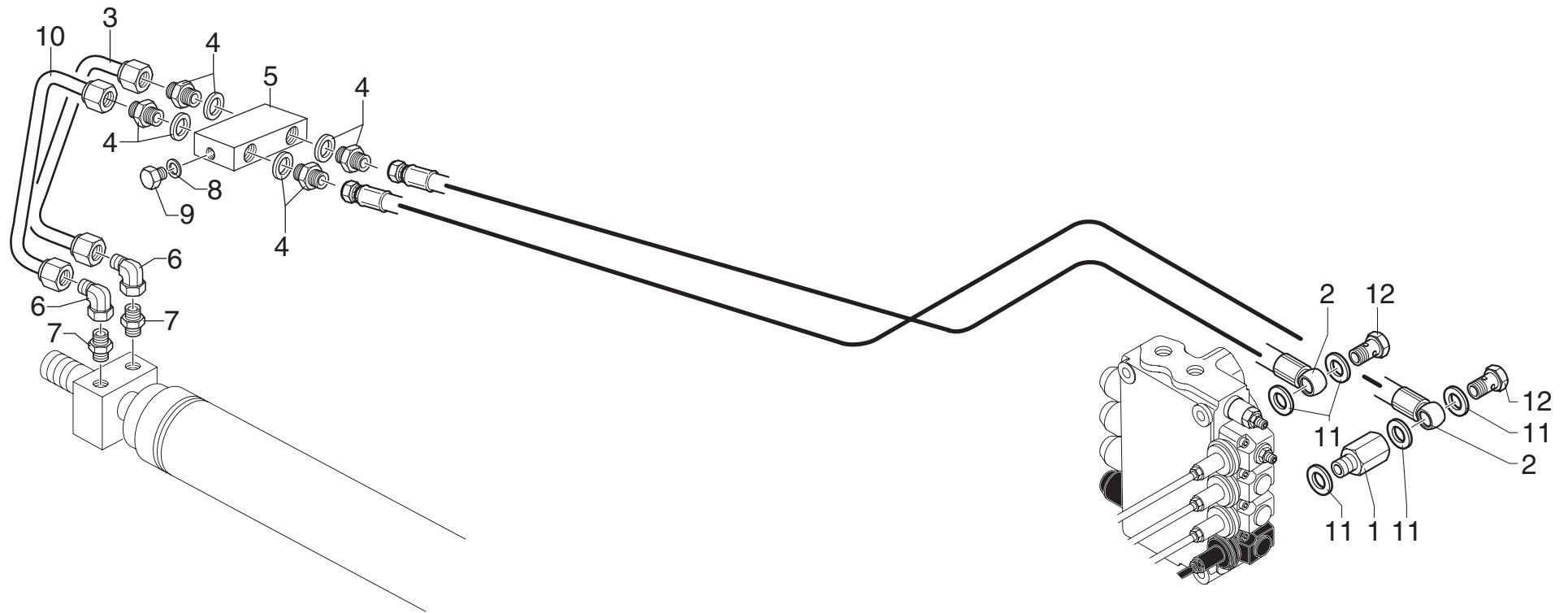
**COMANDO MARTINETTO SFILO BRACCI STAB. DX EXTRALARGO CON DISTRIBUTORI**

*Extra-large outrigger boom extension cylinder control (rh) - with control valve*

TAV. GK.06.04 1/3

matr. G.A39.0001

**SERIE  
Wall Board**





**Wall Board**

matr. G.A39.0001

TAV. GK.06.04 1/3

POS.	N° CODICE / CODE N°	Q.	DESCRIZIONE	DESCRIPTION
1	164123	1	COLONNETTA	STUD
2	482144	2	TUBO IN GOMMA	HOSE
3	493017	1	TUBO IN FERRO	IRON PIPE
4	409632	4	RACCORDO	FITTING
5	495394	1	VALVOLA	VALVE
6	409633	2	RACCORDO	FITTING
7	409634	2	RACCORDO	FITTING
8	417096	2	RONDELLA	WASHER
9	471026	2	TAPPO	CAP
10	493018	1	TUBO IN FERRO	IRON PIPE
11	417094	5	RONDELLA	WASHER
12	133004	2	RACCORDO	FITTING



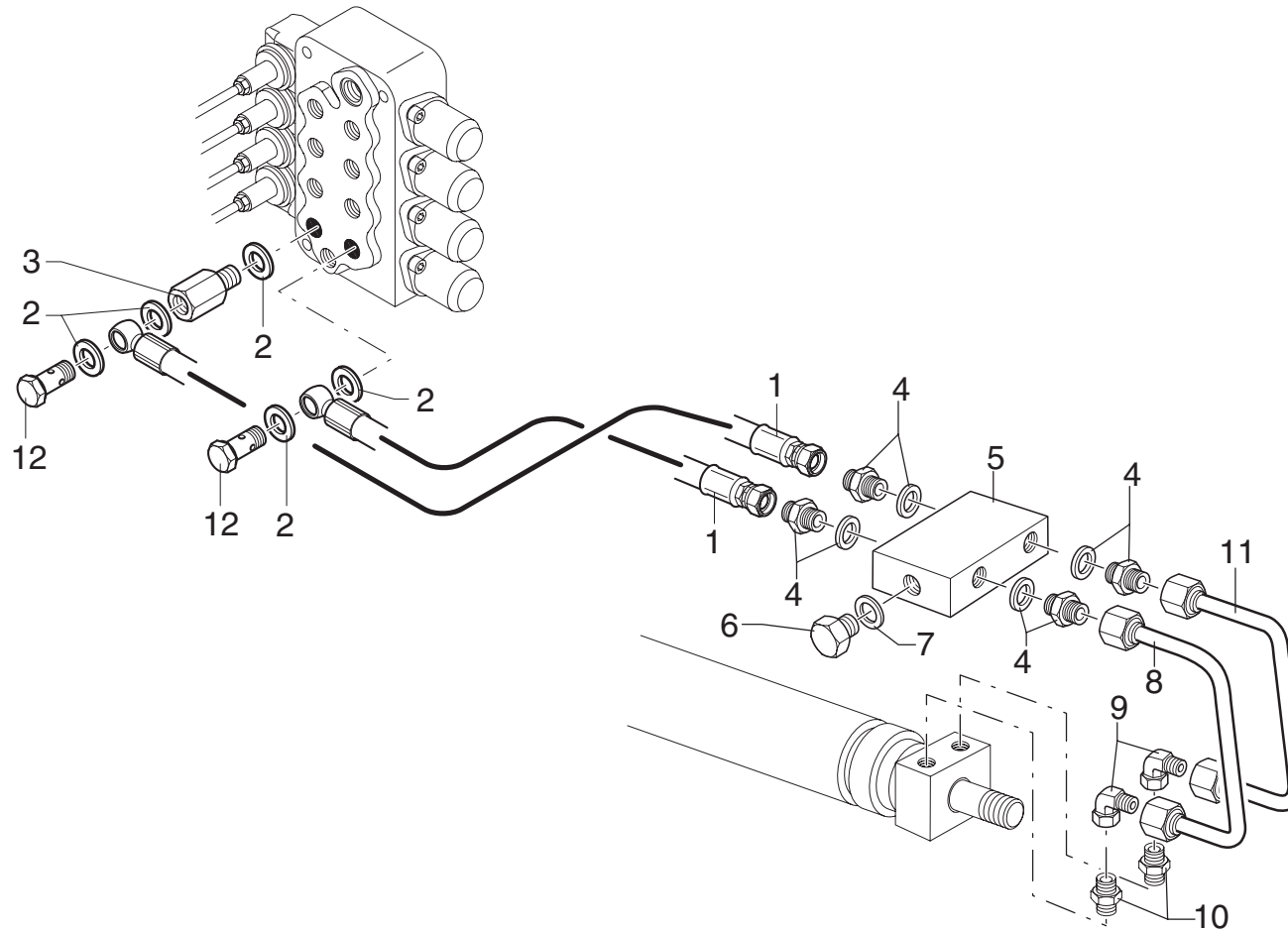
**COMANDO MARTINETTO SFILO BRACCI STAB. SX EXTRALARGO CON DISTRIBUTORI**

*Extra-large outrigger boom extension cylinder control (lh) - with control valve*

TAV. GK.06.04 2/3

matr. G.A39.0001

**SERIE  
Wall Board**



**Wall Board**

matr. G.A39.0001

TAV. GK.06.04 2/3

POS.	N° CODICE / CODE N°	Q.	DESCRIZIONE	DESCRIPTION
1	482143	2	TUBO IN GOMMA	HOSE
2	417094	5	RONDELLA	WASHER
3	164123	1	COLONNETTA	STUD
4	409632	4	RACCORDO	FITTING
5	495394	1	VALVOLA	VALVE
6	471026	2	TAPPO	CAP
7	417092	2	RONDELLA	WASHER
8	493017	1	TUBO IN FERRO	IRON PIPE
9	409633	2	RACCORDO	FITTING
10	409634	2	RACCORDO	FITTING
11	493018	1	TUBO IN FERRO	IRON PIPE
12	133004	2	RACCORDO	FITTING



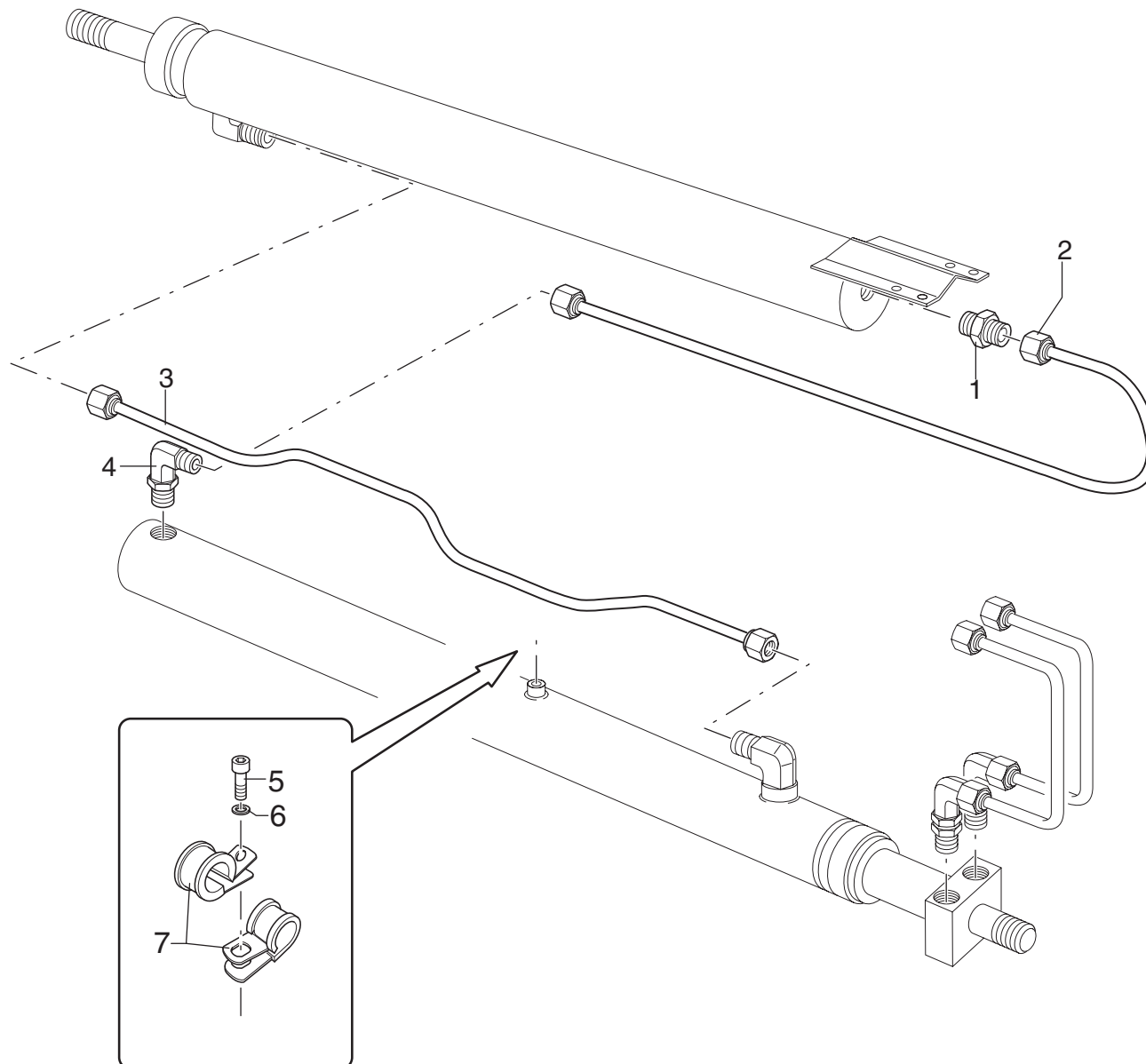
**COMPLETAMENTO COMANDO MARTINETTO SFILO BRACCI STABILIZZATORE EXTRALARGO**

*Extra-large outrigger boom extension cylinder control - completion*

TAV. GK.06.04 3/3

matr. G.A39.0001

**SERIE  
Wall Board**



**Wall Board****matr. G.A39.0001****TAV. GK.06.04 3/3**

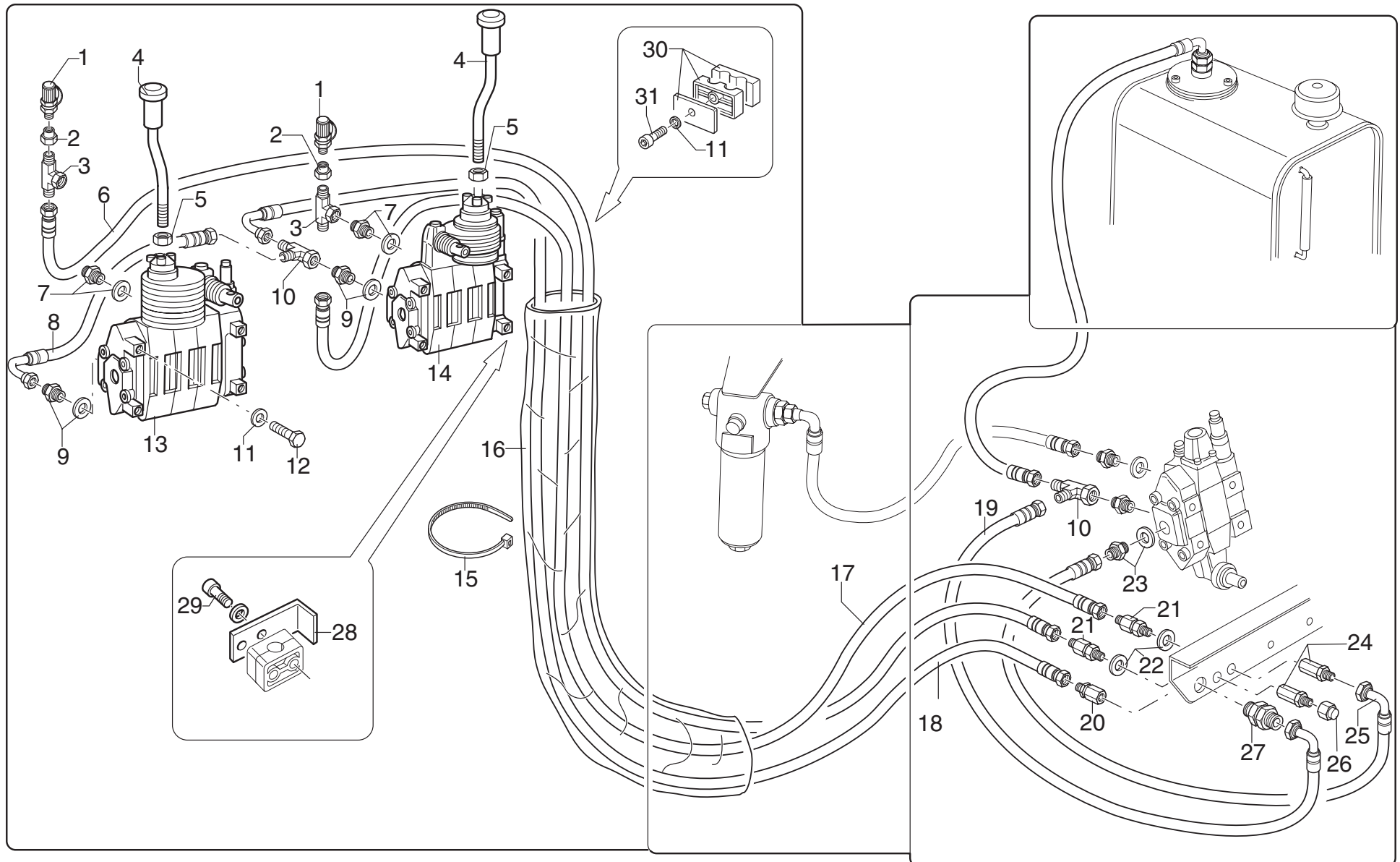
POS.	N° CODICE / CODE N°	Q.	DESCRIZIONE	DESCRIPTION
1	409610	1	RACCORDO	FITTING
2	493019	1	TUBO IN FERRO	IRON PIPE
3	493020	1	TUBO IN FERRO	IRON PIPE
4	409601	1	RACCORDO	FITTING
5	497110	1	VITE	SCREW
6	417003	1	ROSETTA	WASHER
7	353058	2	MORSETTO	FASTENING UNIT



**COLLEGAMENTO DISTRIBUTORI (POSTO IN ALTO)**  
*Control valve block connection (raised operating position)*

TAV. GK.07.01  
matr. G.A39.0001

**SERIE**  
**Wall Board**



**Wall Board****matr. G.A39.0001****TAV. GK.07.01**

POS.	N° CODICE / CODE N°	Q.	DESCRIZIONE	DESCRIPTION
1	124009	2	ATTACCO RAPIDO	QUICK COUPLING
2	409727	2	RACCORDO	FITTING
3	409621	2	RACCORDO	FITTING
4	120814	2	LEVA	LEVER
5	191037	2	DADO	NUT
6	486715	1	TUBO IN GOMMA	HOSE
7	409586	2	RACCORDO	FITTING
8	486772	1	TUBO IN GOMMA	HOSE
9	409173	2	RACCORDO	FITTING
10	409172	2	RACCORDO	FITTING
11	417025	9	RONDELLA	WASHER
12	497135	8	VITE	SCREW
13	197268	1	DISTRIBUTORE	CONTROLVALVE BLOCK
14	197269	1	DISTRIBUTORE	CONTROLVALVE BLOCK
15	207064	1	FASCETTA	CLAMP
16	276046	1	GUAINA	SHEATH
17	486761	1	TUBO IN GOMMA	HOSE
18	485283	1	TUBO IN GOMMA	HOSE
19	485284	1	TUBO IN GOMMA	HOSE
20	239416	1	RACCORDO	FITTING
21	239268	2	RACCORDO	FITTING
22	417092	2	RONDELLA	WASHER
23	409635	1	RACCORDO	FITTING
24	409731	2	RACCORDO	FITTING
25	486565	1	TUBO IN GOMMA	HOSE
26	471121	1	RACCORDO	FITTING



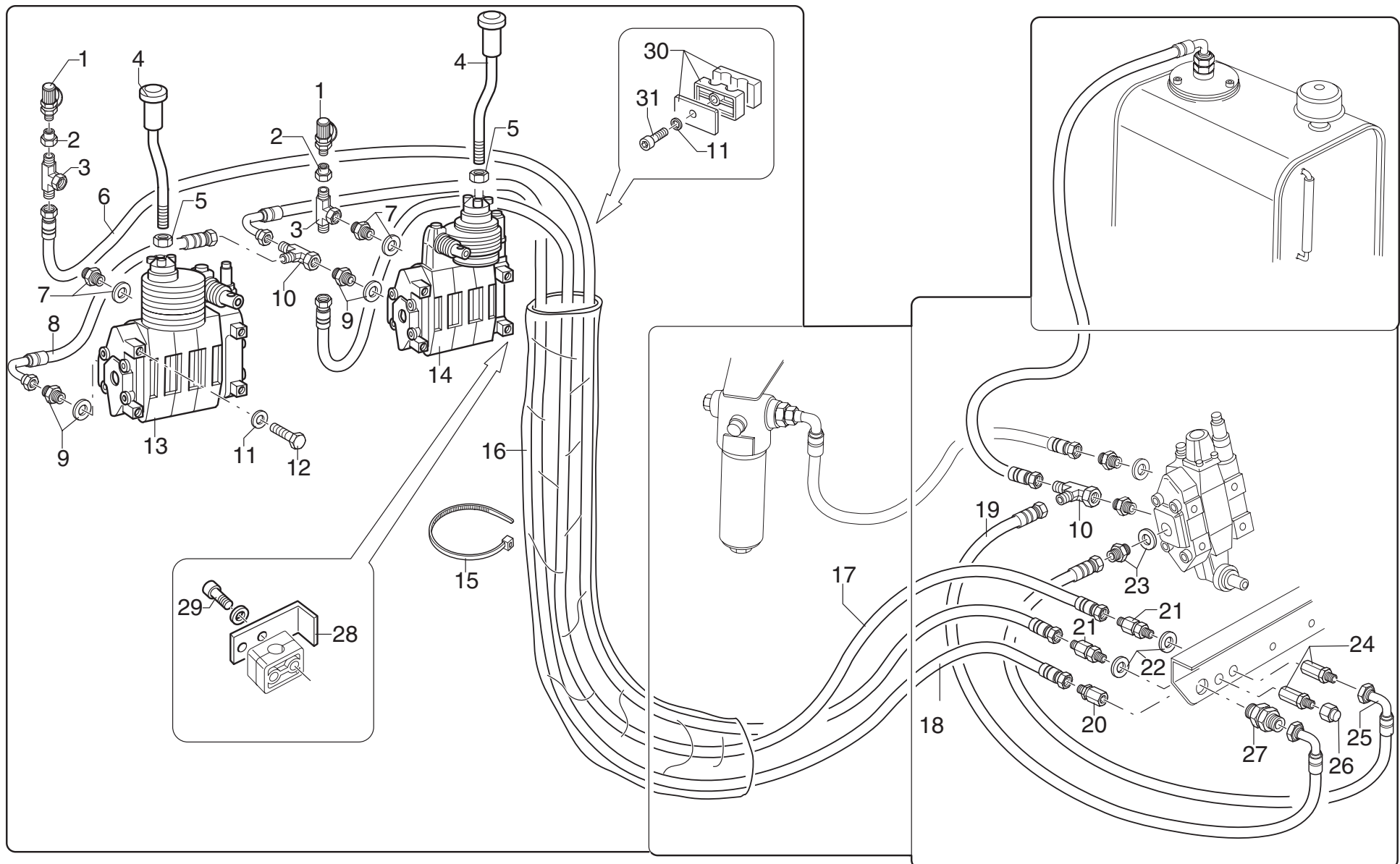
# COLLEGAMENTO DISTRIBUTORI (POSTO IN ALTO)

Control valve block connection (raised operating position)

TAV. GK.07.01

matr. G.A39.0001

SERIE  
Wall Board









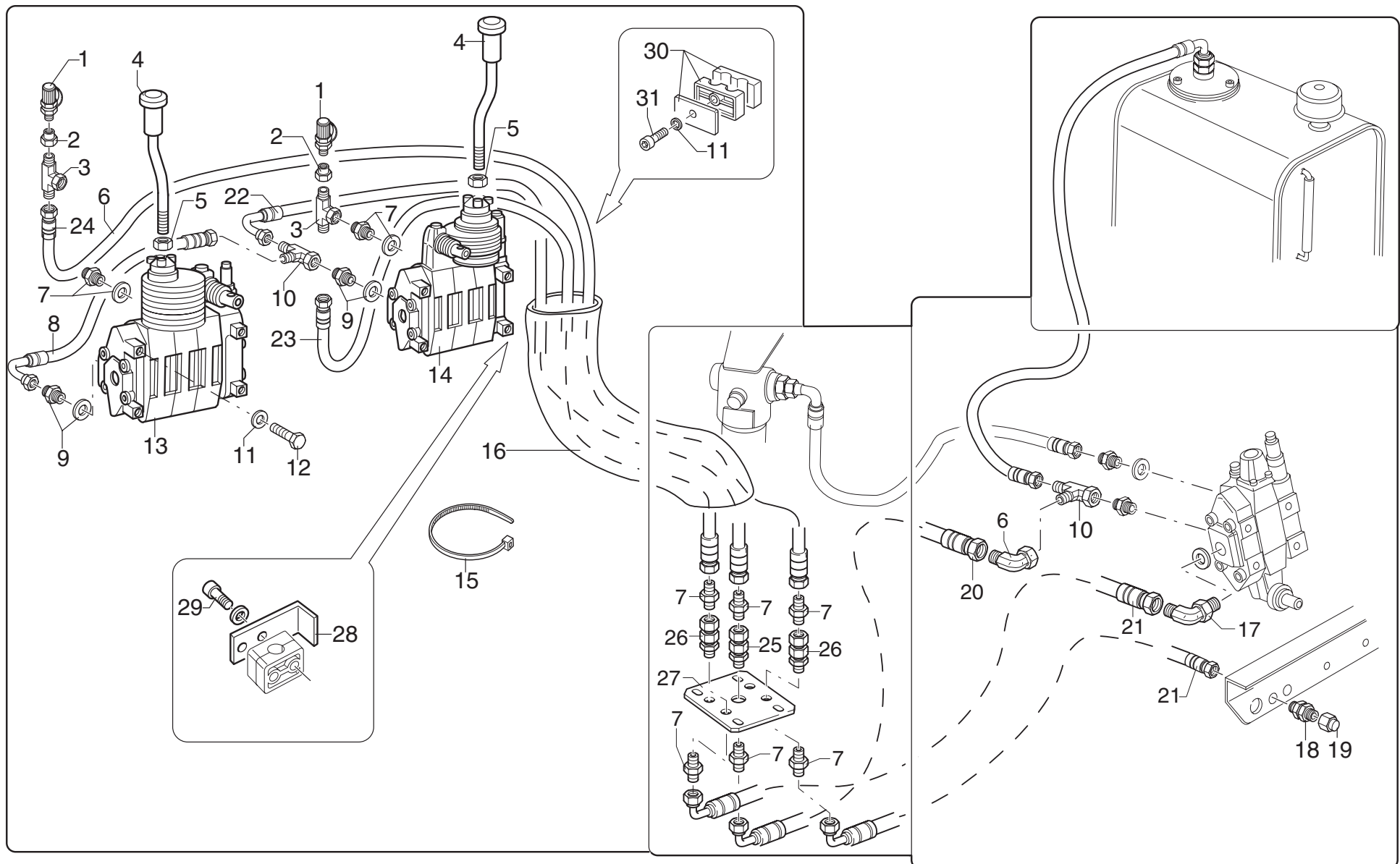
# COLLEGAMENTO DISTRIBUTORI CON "WALVOIL" (POSTO IN ALTO)

Control valve block connection with "WALVOIL" (raised operating position)

TAV. GK.07.01A

matr. G.A39.0040

SERIE  
Wall Board



**Wall Board****matr. G.A39.0040****TAV. GK.07.01A**

POS.	N° CODICE / CODE N°	Q.	DESCRIZIONE	DESCRIPTION
1	124009	2	ATTACCO RAPIDO	QUICK COUPLING
2	409727	2	RACCORDO	FITTING
3	409621	2	RACCORDO	FITTING
4	120814	2	LEVA	LEVER
5	191037	2	DADO	NUT
6	409187	1	RACCORDO	FITTING
7	409586	8	RACCORDO	FITTING
8	486772	1	TUBO IN GOMMA	HOSE
9	409173	2	RACCORDO	FITTING
10	409172	2	RACCORDO	FITTING
11	417025	9	RONDELLA	WASHER
12	497135	8	VITE	SCREW
13	197268	1	DISTRIBUTORE	CONTROLVALVE BLOCK
14	197269	1	DISTRIBUTORE	CONTROLVALVE BLOCK
15	207064	1	FASCETTA	CLAMP
16	276046	1	GUAINA	SHEATH
17	409905	1	RACCORDO	FITTING
18	409725	1	RACCORDO	FITTING
19	471121	1	TAPPO	CAP
20	486963	1	TUBO IN GOMMA	HOSE
21	486961	2	TUBO IN GOMMA	HOSE
22	486960	1	TUBO IN GOMMA	HOSE
23	486752	1	TUBO IN GOMMA	HOSE
24	486761	1	TUBO IN GOMMA	HOSE
25	239033	1	RACCORDO	FITTING
26	239034	2	RACCORDO	FITTING

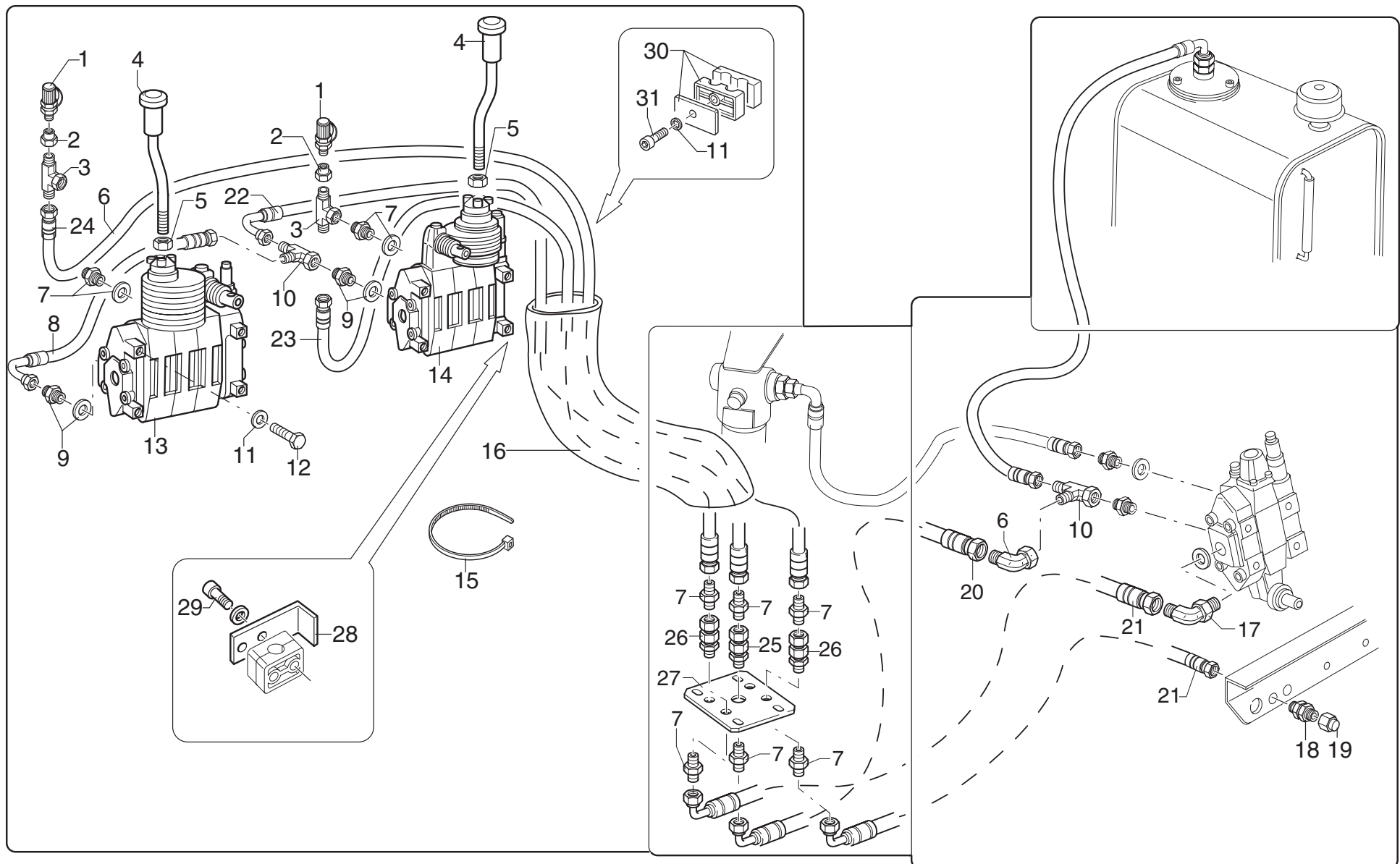


# COLLEGAMENTO DISTRIBUTORI CON "WALVOIL" (POSTO IN ALTO)

Control valve block connection with "WALVOIL" (raised operating position)

TAV. GK.07.01A

SERIE  
Wall Board







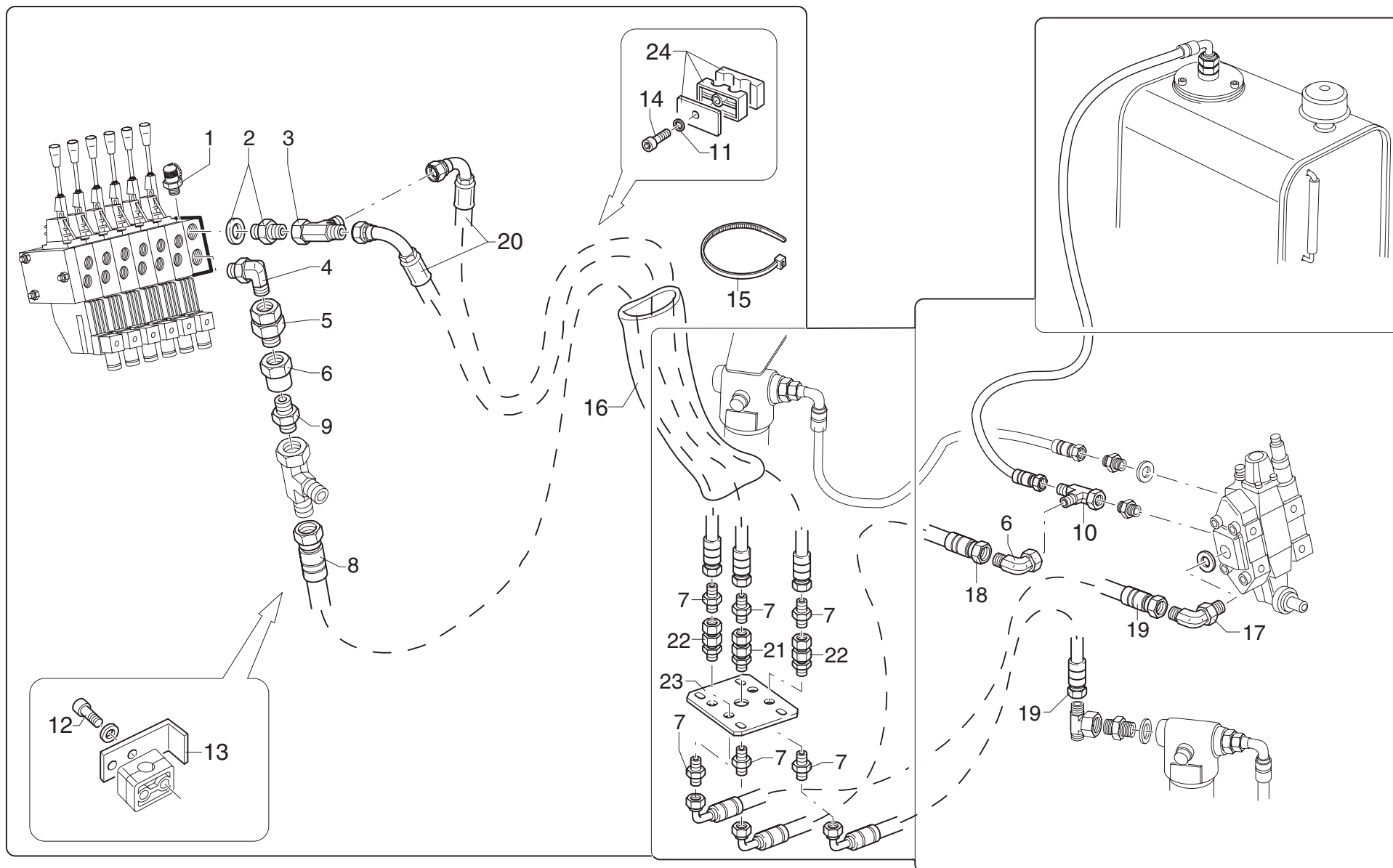
# COLLEGAMENTO DISTRIBUTORI CON "DANFOSS" (POSTO IN ALTO)

*Control valve block connection with "DANFOSS" (raised operating position)*

TAV. GK.07.02

matr. G.A39.0001

**SERIE  
Wall Board**



**Wall Board****matr. G.A39.0001****TAV. GK.07.02**

POS.	N° CODICE / CODE N°	Q.	DESCRIZIONE	DESCRIPTION
1	124009	2	ATTACCO RAPIDO	QUICKC OUPLING
2	409635	1	RACCORDO	FITTING
3	409389	1	RACCORDO	FITTING
4	409710	1	RACCORDO	FITTING
5	409483	1	RACCORDO	FITTING
6	495545	1	VALVOLA	VALVE
7	409586	6	RACCORDO	FITTING
8	486184	1	TUBO IN GOMMA	HOSE
9	409484	1	RACCORDO	FITTING
10	409172	1	RACCORDO	FITTING
11	417025	1	RONDELLA	WASHER
12	497123	2	VITE	SCREW
13	403231	1	PROTEZIONE	PROTECTION
14	497136	1	VITE	SCREW
15	207064	2	FASCETTA	CLAMP
16	276042	1	GUAINA	SHEATH
17	409905	1	RACCORDO	FITTING
18	486185	1	TUBO IN GOMMA	HOSE
19	486124	2	TUBO IN GOMMA	HOSE
20	486183	2	TUBO IN GOMMA	HOSE
21	239033	1	RACCORDO	FITTING
22	239034	2	RACCORDO	FITTING
23	310055	1	PIATTO	PLATE
24	353080	1	MORSETTO	FASTENING UNIT



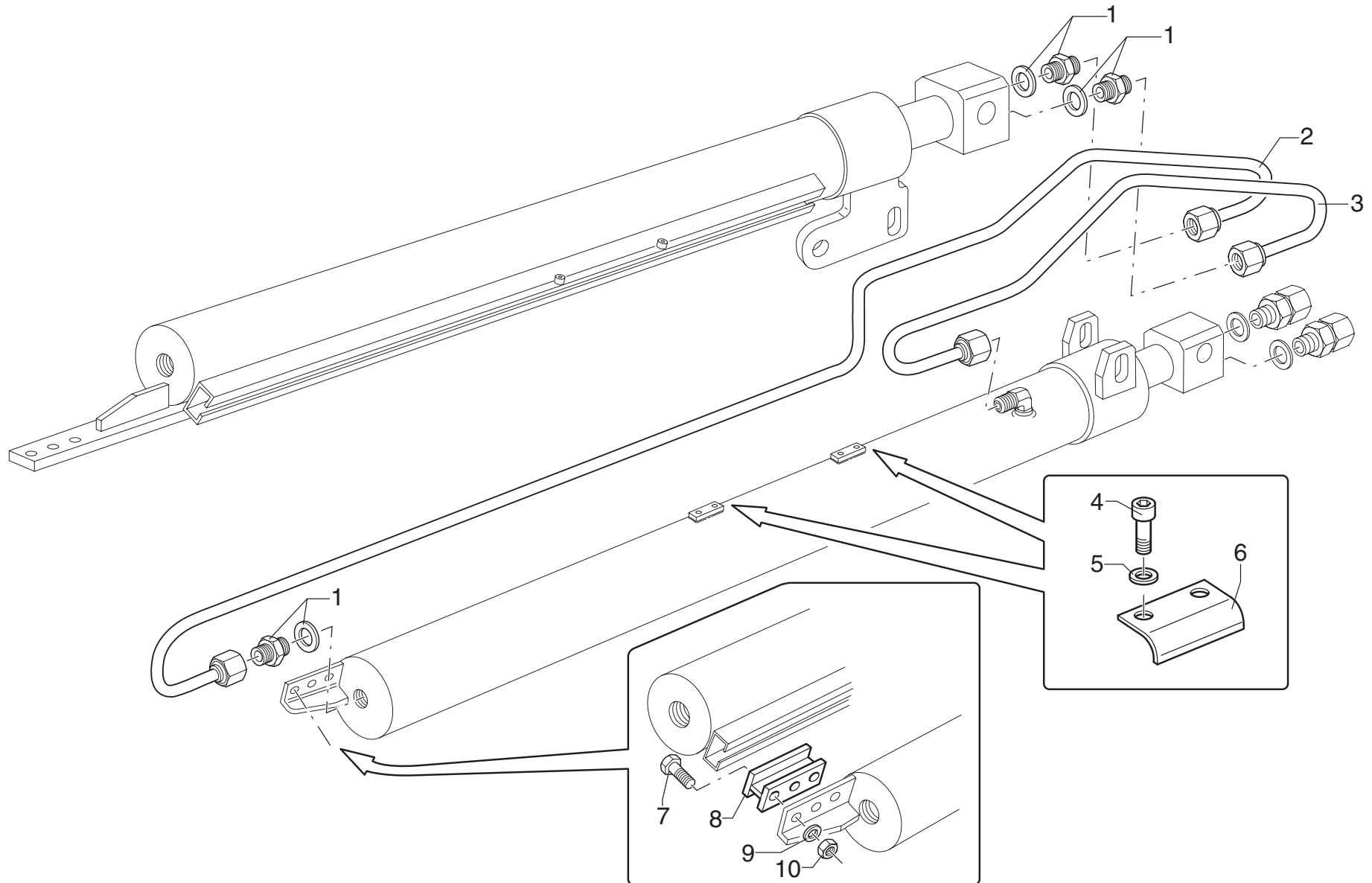
**COMPL. COMANDO MARTINETTO SFILÒ 2° BRACCIO IDRAULICO**

*Compl. of the 2nd hydr. arm extension cylinder control*

TAV. GL.02.01

matr. G.A39.0001

**SERIE  
Wall Board**





**Wall Board****matr. G.A39.0001****TAV. GL.02.01**

POS.	N° CODICE / CODE N°	Q.	DESCRIZIONE	DESCRIPTION
1	409586	3	RACCORDO	FITTING
2	492998	1	TUBO IN FERRO	IRON PIPE
3	493001	1	TUBO IN FERRO	IRON PIPE
4	497225	4	VITE	SCREW
5	417024	4	RONDELLA	WASHER
6	208207	2	MORSETTO	FASTENING UNIT
7	497030	3	VITE	SCREW
8	373591	1	PATTINO	SLIDING BLOCK
9	417004	3	RONDELLA	WASHER
10	191090	3	DADO	NUT



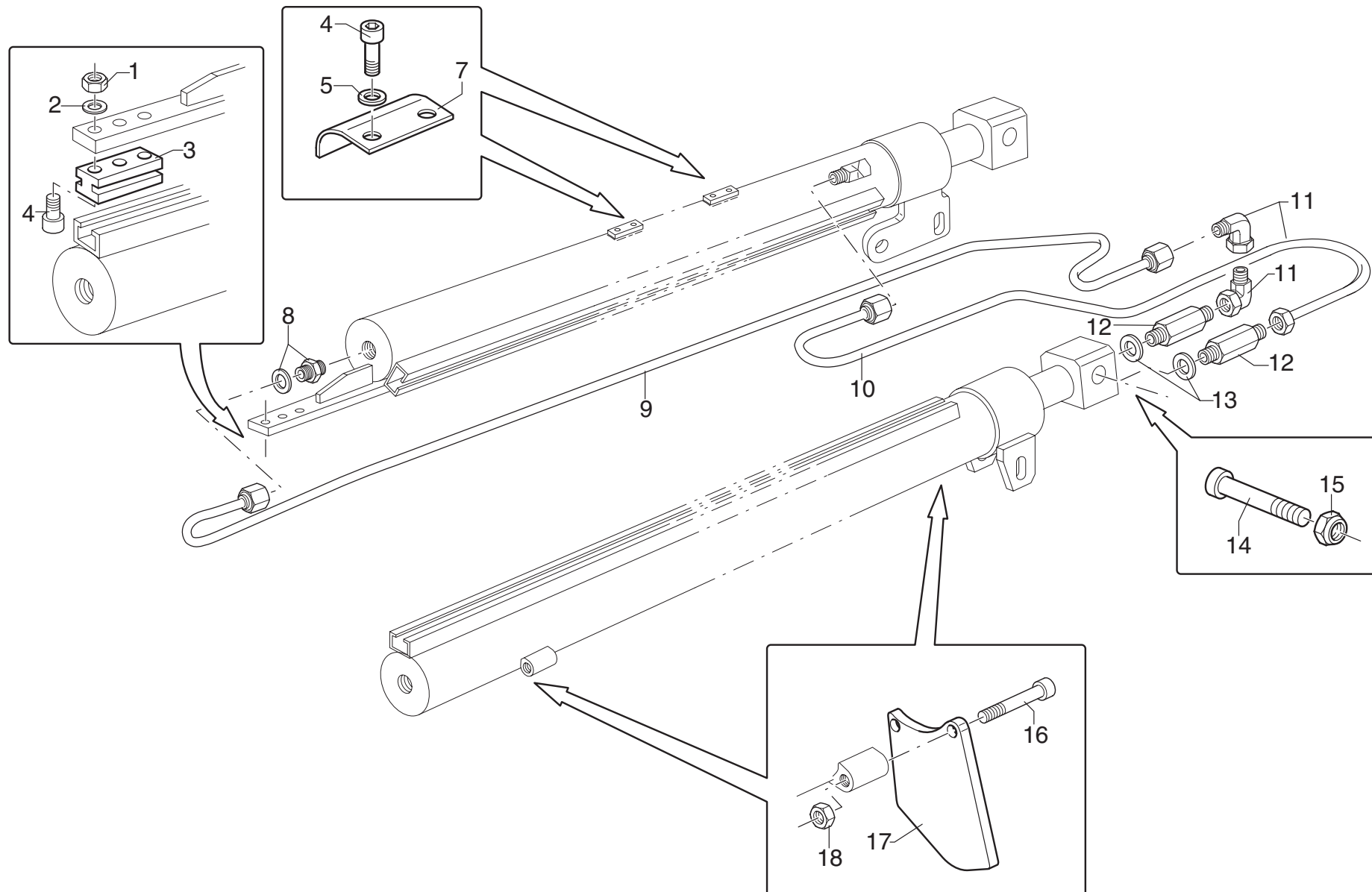
# COMPL. COMANDO MARTINETTO SFILO 3° BRACCIO IDRAULICO

*Compl. of the 3rd hydr. arm extension cylinder control*

TAV. GL.03.01

matr. G.A39.0001

SERIE  
Wall Board



**Wall Board****matr. G.A39.0001****TAV. GL.03.01**

POS.	N° CODICE / CODE N°	Q.	DESCRIZIONE	DESCRIPTION
1	191090	3	DADO	NUT
2	417004	3	RONDELLA	WASHER
3	373591	1	PATTINO	SLIDING BLOCK
4	497030	3	VITE	SCREW
5	497225	4	VITE	SCREW
6	417024	4	RONDELLA	WASHER
7	208207	2	MORSETTO	FASTENING UNIT
8	409586	1	RACCORDO	FITTING
9	492999	1	TUBO IN FERRO	IRON PIPE
10	493002	1	TUBO IN FERRO	IRON PIPE
11	409636	2	RACCORDO	FITTING
12	164041	2	COLONNETTA	STUD
13	417092	2	RONDELLA	WASHER
14	380096	1	PERNO	PIN
15	191176	1	DADO	NUT
16	497153	4	VITE	SCREW
17	466273	2	SUPPORTO	SUPPORT
18	191206	4	DADO	NUT



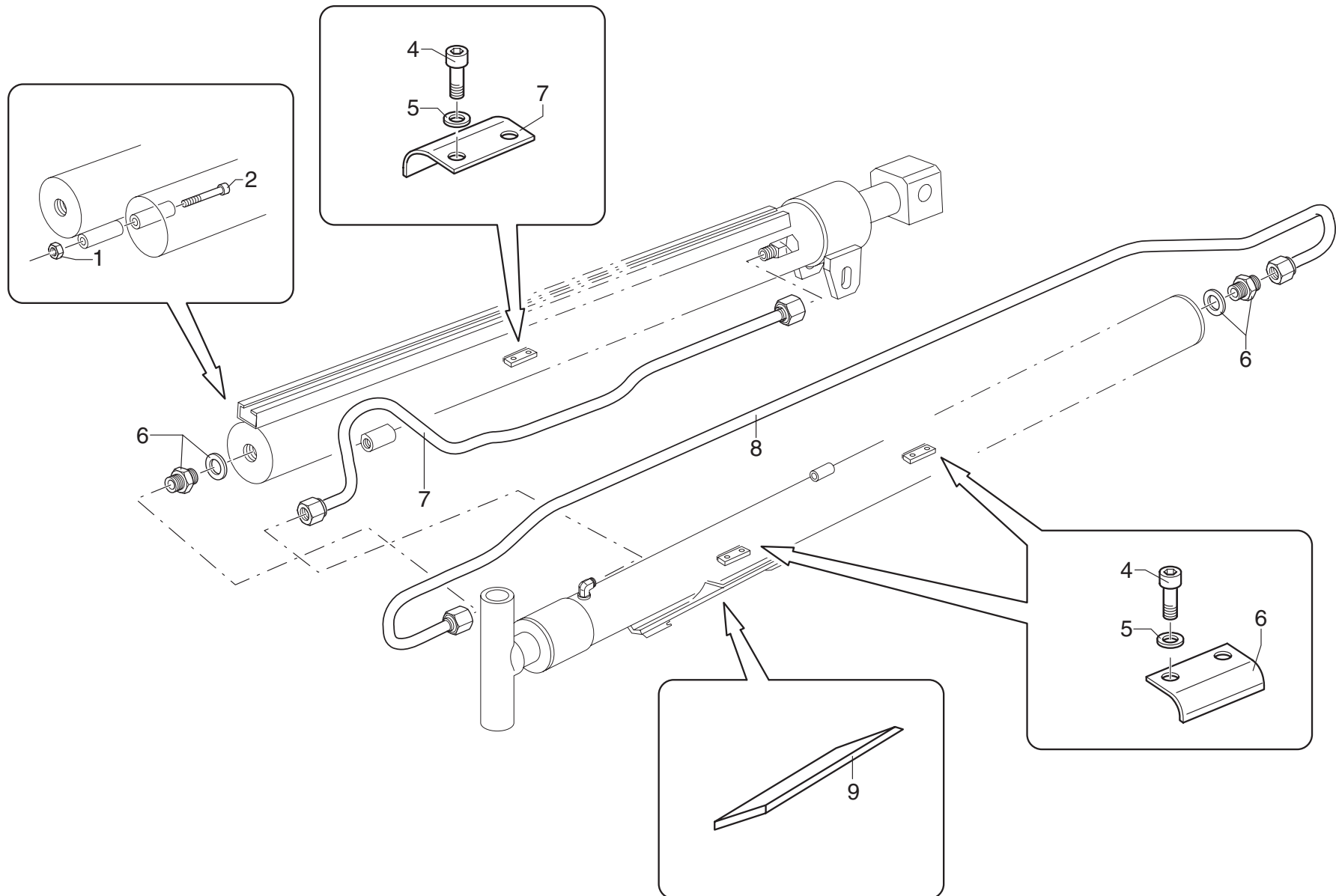
**COMPL. COMANDO MARTINETTO SFILO 4° BRACCIO IDRAULICO (WB 60')**

*Compl. of the 4th hydr. arm extension cylinder control*

TAV. GL.04.01

matr. G.A39.0001

**SERIE  
Wall Board**



**Wall Board 60'****matr. G.A39.0001****TAV. GL.04.01**

POS.	N° CODICE / CODE N°	Q.	DESCRIZIONE	DESCRIPTION
1	191206	4	DADO	NUT
2	497307	4	VITE	SCREW
3	497225	6	VITE	SCREW
4	417024	6	RONDELLA	WASHER
5	208207	3	MORSETTO	FASTENING UNIT
6	409586	2	RACCORDO	FITTING
7	493003	1	TUBO IN FERRO	IRON PIPE
8	492997	1	TUBO IN FERRO	IRON PIPE
9	373553	2	PATTINO	SLIDING BLOCK



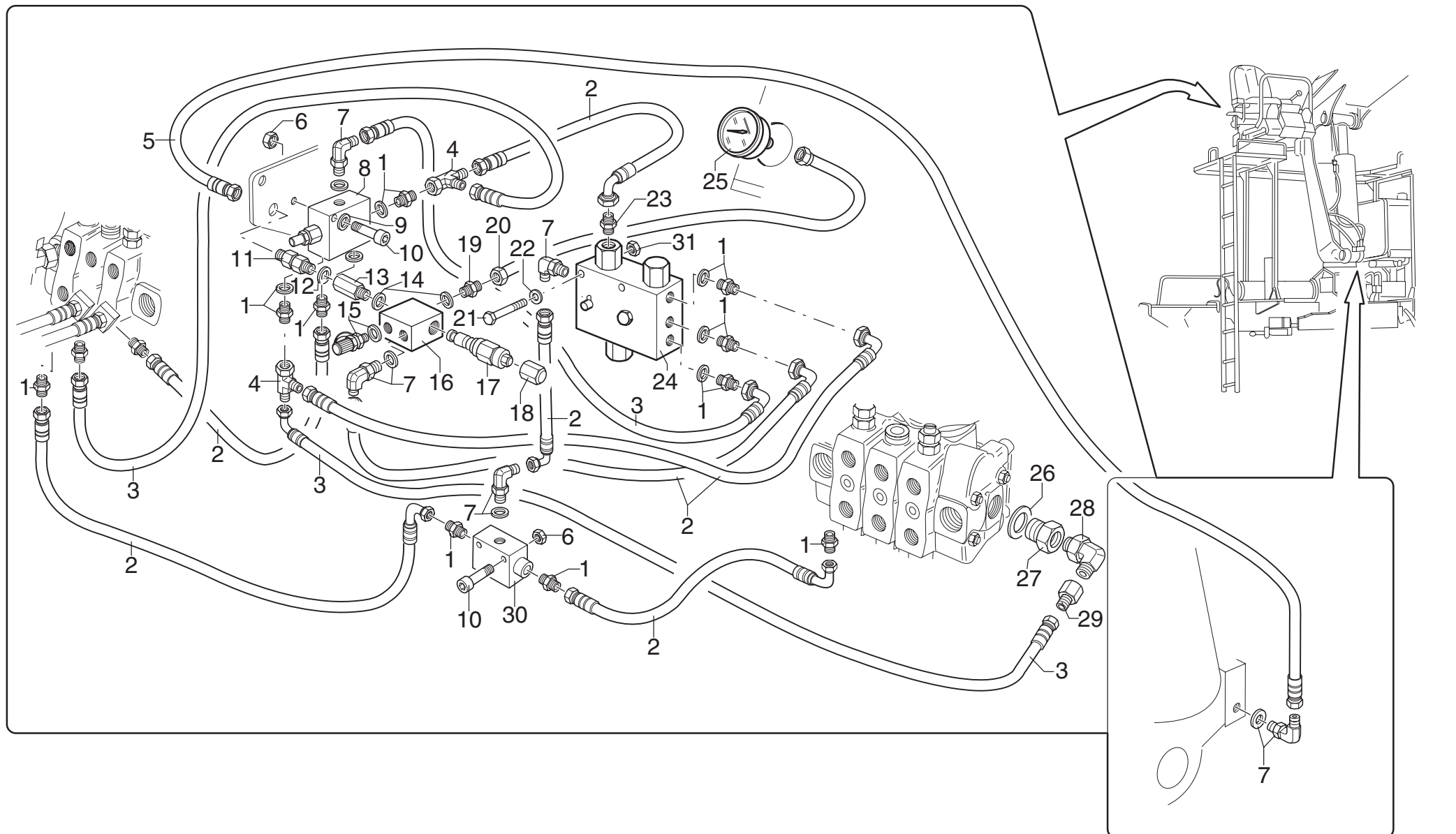
# LIMITATORE DI MOMENTO (POSTO IN ALTO)

Moment control device (raised operating position)

TAV. GM.01.01

matr. G.A39.0001

SERIE  
Wall Board



**Wall Board****matr. G.A39.0001****TAV. GM.01.01**

POS.	N° CODICE / CODE N°	Q.	DESCRIZIONE	DESCRIPTION
1	409664	10	RACCORDO	FITTING
2	485949	7	TUBO IN GOMMA	HOSE
3	485964	3	TUBO IN GOMMA	HOSE
4	409599	2	RACCORDO	FITTING
5	486579	1	TUBO IN GOMMA	HOSE
6	191162	4	DADO	NUT
7	409619	5	RACCORDO	FITTING
8	495358	1	VALVOLA	VALVE
9	417024	2	RONDELLA	WASHER
10	497125	4	VITE	SCREW
11	409737	1	RACCORDO	FITTING
12	417094	1	RONDELLA	WASHER
13	215019	1	FILTRO	FILTER
14	417096	2	RONDELLA	WASHER
15	124009	1	INNESTO	COUPLING
16	147065	1	CARCASSA	CASING
17	495163	1	VALVOLA	VALVE
18	176093	1	COPERCHIO	COVER
19	409675	1	RACCORDO	FITTING
20	486609	1	TUBO IN GOMMA	HOSE
21	498102	2	VITE	SCREW
22	417025	2	RONDELLA	WASHER
23	409665	1	RACCORDO	FITTING
24	495474	1	VALVOLA	VALVE
25	335009	1	MANOMETRO	GAUGE
26	417093	1	RONDELLA	WASHER



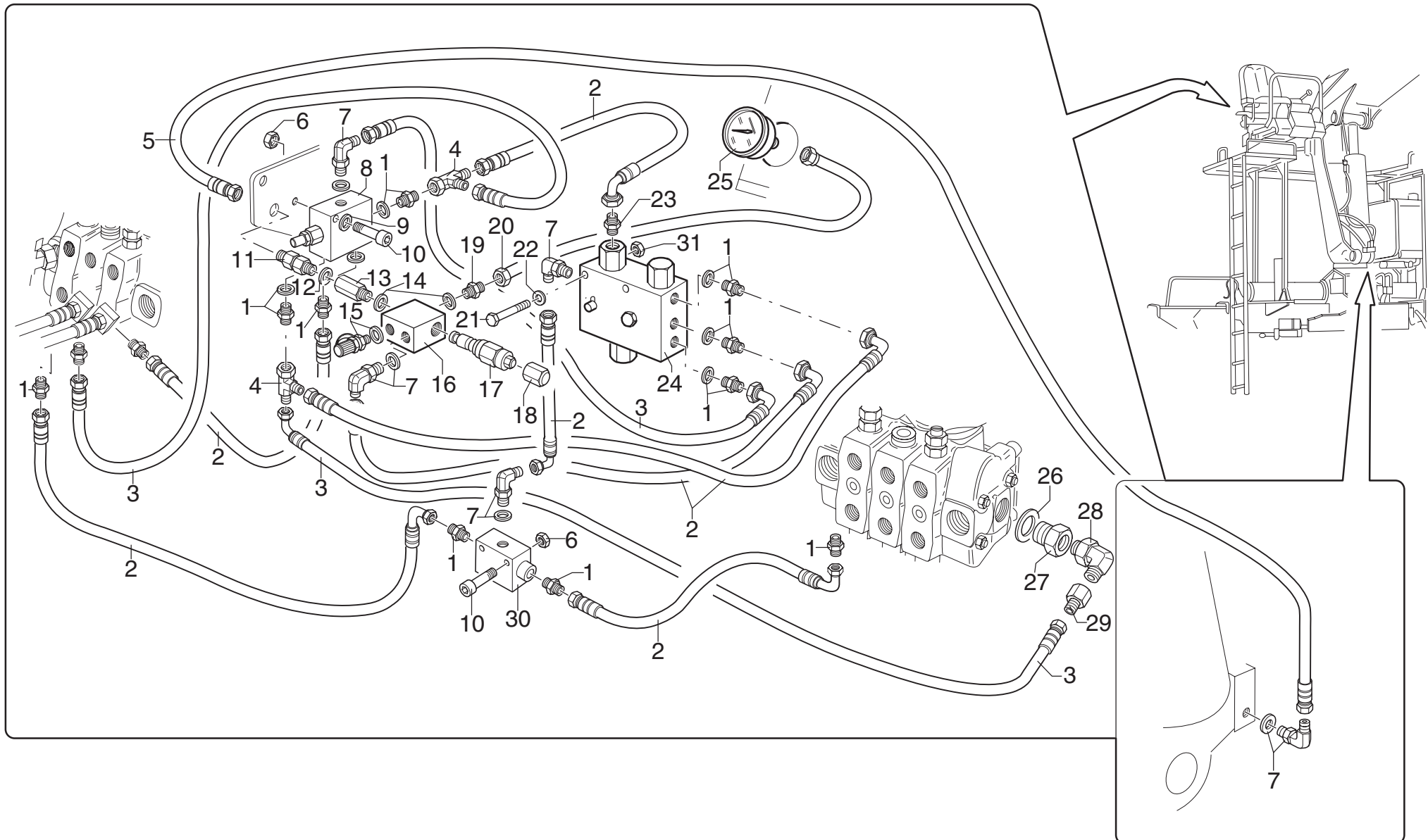
# LIMITATORE DI MOMENTO (POSTO IN ALTO)

Moment control device (raised operating position)

TAV. GM.01.01

matr. G.A39.0001

SERIE  
Wall Board









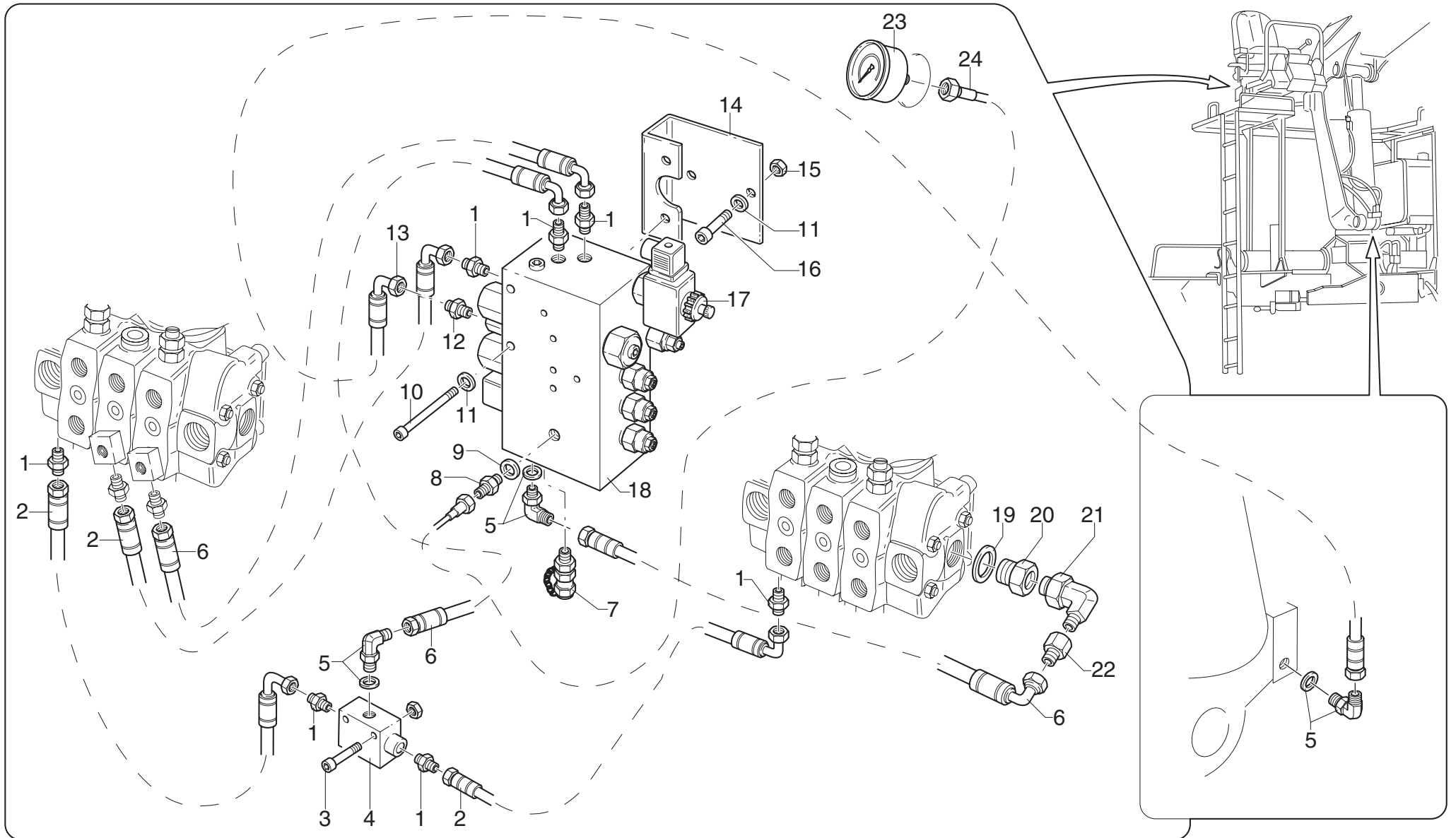
# LIMITATORE DI MOMENTO CON "WALVOIL" (POSTO IN ALTO)

*Moment control device with "WALVOIL" (raised operating position)*

TAV. GM.01.01A

matr.

SERIE  
Wall Board



**Wall Board****matr.****TAV. GM.01.01A**

<b>POS.</b>	<b>N° CODICE / CODE N°</b>	<b>Q.</b>	<b>DESCRIZIONE</b>	<b>DESCRIPTION</b>
1	409664	7	RACCORDO	FITTING
2	485949	3	TUBO IN GOMMA	HOSE
3	497125	2	VITE	SCREW
4	495075	1	VALVOLA	VALVE
5	409619	3	RACCORDO	FITTING
6	485964	3	TUBO IN GOMMA	HOSE
7	124009	1	INNESTO	COUPLING
8	409675	1	RACCORDO	FITTING
9	417096	1	RONDELLA	WASHER
10	498084	2	VITE	SCREW
11	417004	2	RONDELLA	WASHER
12	409663	1	RACCORDO	FITTING
13	486579	1	TUBO IN GOMMA	HOSE
14	466572	1	SUPPORTO	SUPPORT
15	191168	2	DADO	NUT
16	497966	2	VITE	SCREW
17	204072	1	ELETTRIVALVOLA	ELECTROVALVE
18	495532	1	VALVOLA	VALVE
19	417093	1	RONDELLA	WASHER
20	409667	1	RACCORDO	FITTING
21	409601	1	RACCORDO	FITTING
22	409988	1	RACCORDO	FITTING
23	335009	1	MANOMETRO	GAUGE
24	486609	1	TUBO IN GOMMA	HOSE
25	495163	1	VALVOLA	VALVE
26	471277	1	TAPPO	CAP



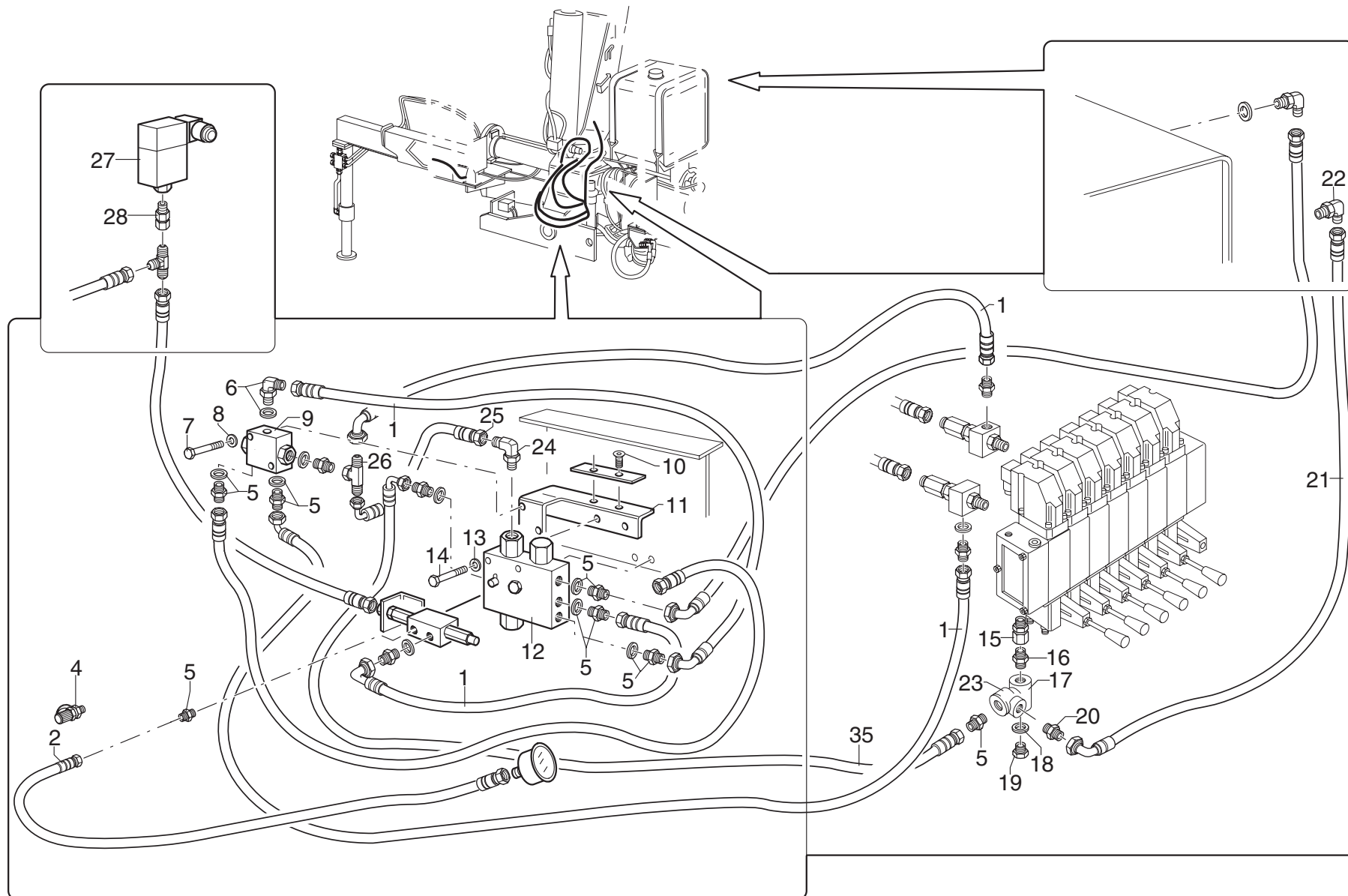
# LIMITATORE DI MOMENTO CON "DANFOSS" (POSTO IN BASSO)

*Moment control device with "DANFOSS" (lowered operating position)*

TAV. GM.01.02 1/2

matr. G.A39.0001

SERIE  
Wall Board



**Wall Board**

matr. G.A39.0001

TAV. GM.01.02 1/2

POS.	N° CODICE / CODE N°	Q.	DESCRIZIONE	DESCRIPTION
1	485964	5	TUBO IN GOMMA	HOSE
2	486697	1	TUBO IN GOMMA	HOSE
3	335007	1	MANOMETRO	GAUGE
4	124009	1	INNESTO	COUPLING
5	409664	8	RACCORDO	FITTING
6	409619	1	RACCORDO	FITTING
7	497124	2	VITE	SCREW
8	417024	2	RONDELLA	WASHER
9	495358	1	VALVOLA	VALVE
10	497908	2	VITE	SCREW
11	465594	1	SUPPORTO	SUPPORT
12	495461	1	VALVOLA	VALVE
13	417025	2	RONDELLA	WASHER
14	497137	2	VITE	SCREW
15	409057	1	RACCORDO	FITTING
16	409610	1	RACCORDO	FITTING
17	494343	1	CARCASSA	CASING
18	417094	1	RONDELLA	WASHER
19	471024	1	TAPPO	CAP
20	409866	1	RACCORDO	FITTING
21	485944	1	TUBO IN GOMMA	HOSE
22	410076	1	RACCORDO	FITTING
23	494095	1	VALVOLA	VALVE
24	409760	1	RACCORDO	FITTING
25	486444	1	TUBO IN GOMMA	HOSE
26	410072	1	RACCORDO	FITTING



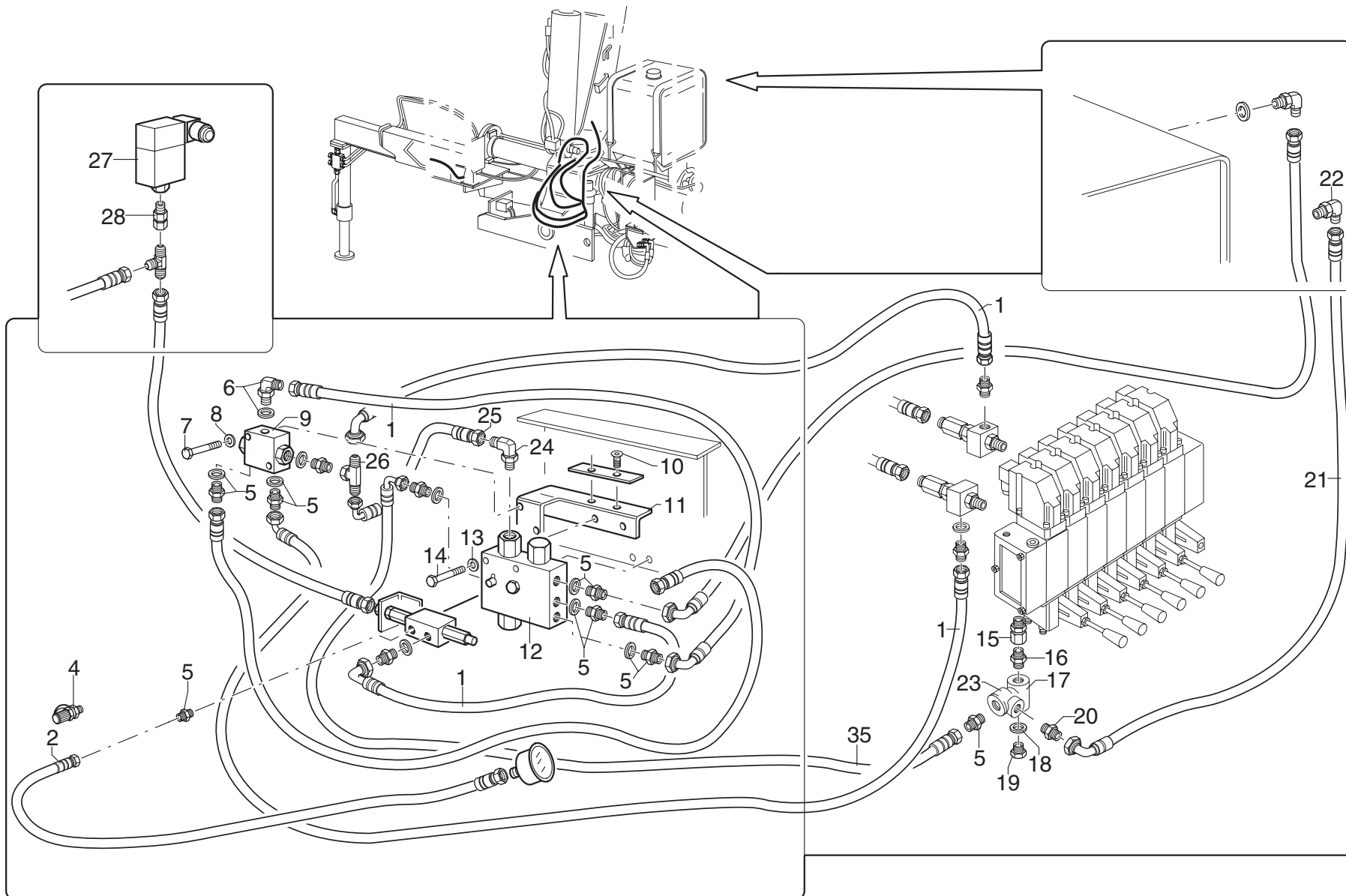
# LIMITATORE DI MOMENTO CON "DANFOSS" (POSTO IN BASSO)

Moment control device with "DANFOSS" (lowered operating position)

TAV. GM.01.02 1/2

matr. G.A39.0001

SERIE  
Wall Board







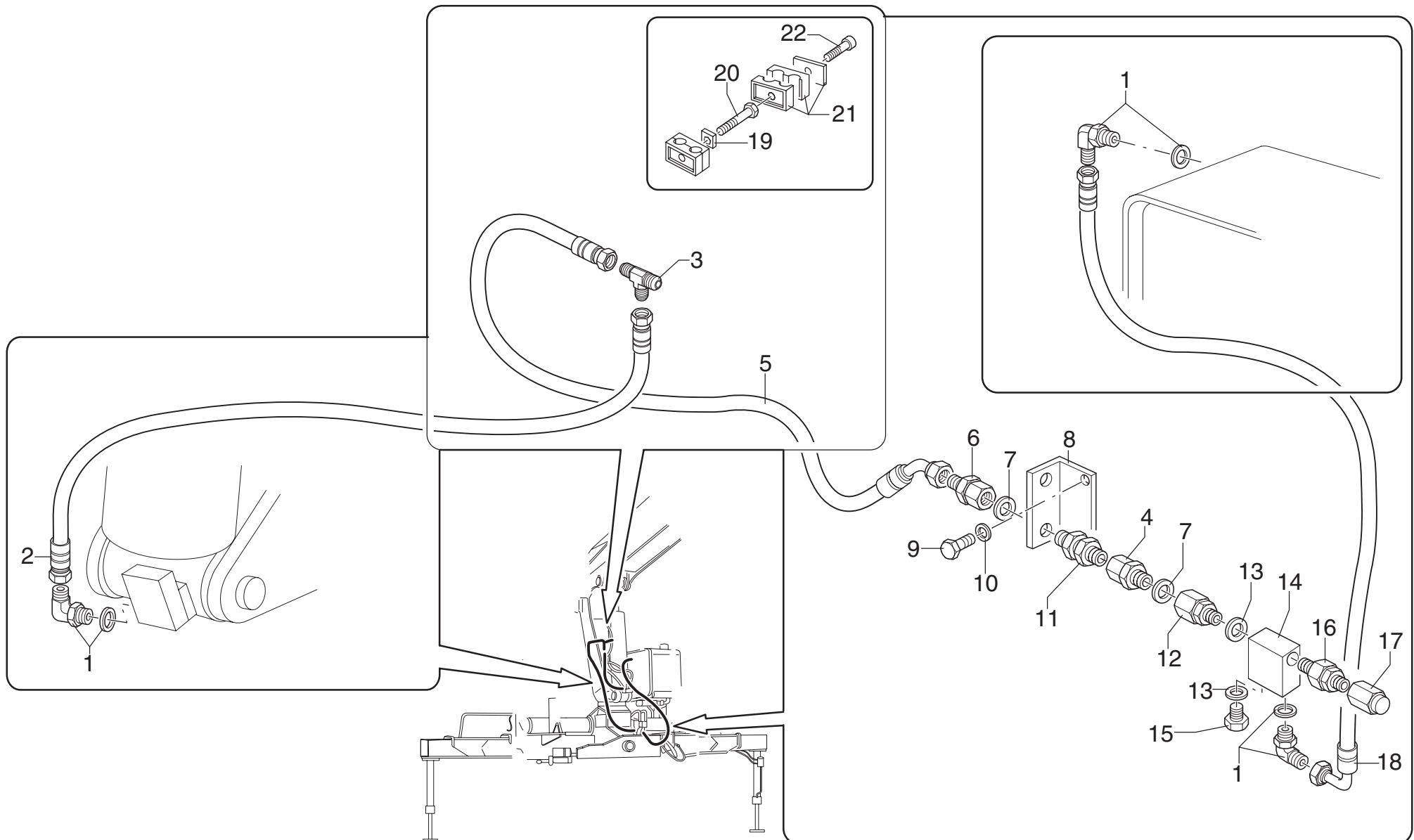
# LIMITATORE DI MOMENTO CON "DANFOSS" (POSTO IN BASSO)

Moment control device with "DANFOSS" (lowered operating position)

TAV. GM.01.02 2/2

matr. G.A39.0001

SERIE  
Wall Board





**Wall Board**

matr. G.A39.0001

TAV. GM.01.02 2/2

POS.	N° CODICE / CODE N°	Q.	DESCRIZIONE	DESCRIPTION
1	409619	3	RACCORDO	FITTING
2	486744	1	TUBO IN GOMMA	HOSE
3	410165	1	RACCORDO	FITTING
4	409170	1	RACCORDO	FITTING
5	486743	1	TUBO IN GOMMA	HOSE
6	239410	1	RACCORDO	FITTING
7	417094	2	RONDELLA	WASHER
8	465908	1	SUPPORTO	SUPPORT
9	497209	2	VITE	SCREW
10	417025	2	RONDELLA	WASHER
11	409737	1	RACCORDO	FITTING
12	215019	1	RACCORDO	FITTING
13	417096	2	RONDELLA	WASHER
14	147065	1	CARCASSA	CASING
15	471021	1	TAPPO	CAP
16	495163	1	VALVOLA	VALVE
17	176093	1	TAPPO	CAP
18	486582	1	TUBO IN GOMMA	HOSE
19	417154	1	RONDELLA	WASHER
20	497916	1	VITE	SCREW
21	353085	1	MORSETTO	FASTENING UNIT
22	497139	1	VITE	SCREW



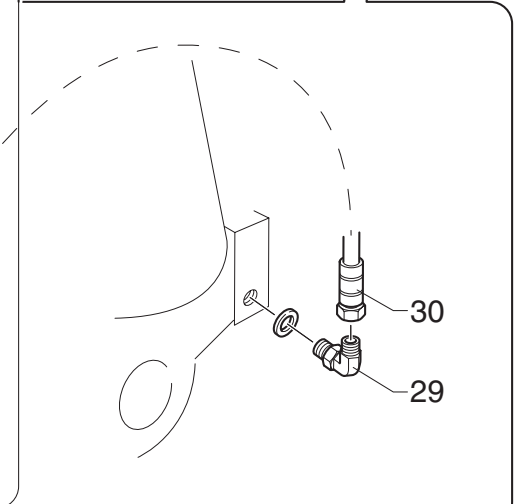
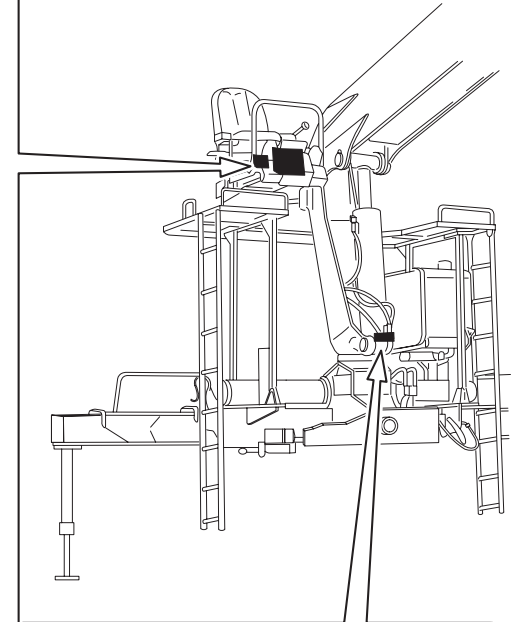
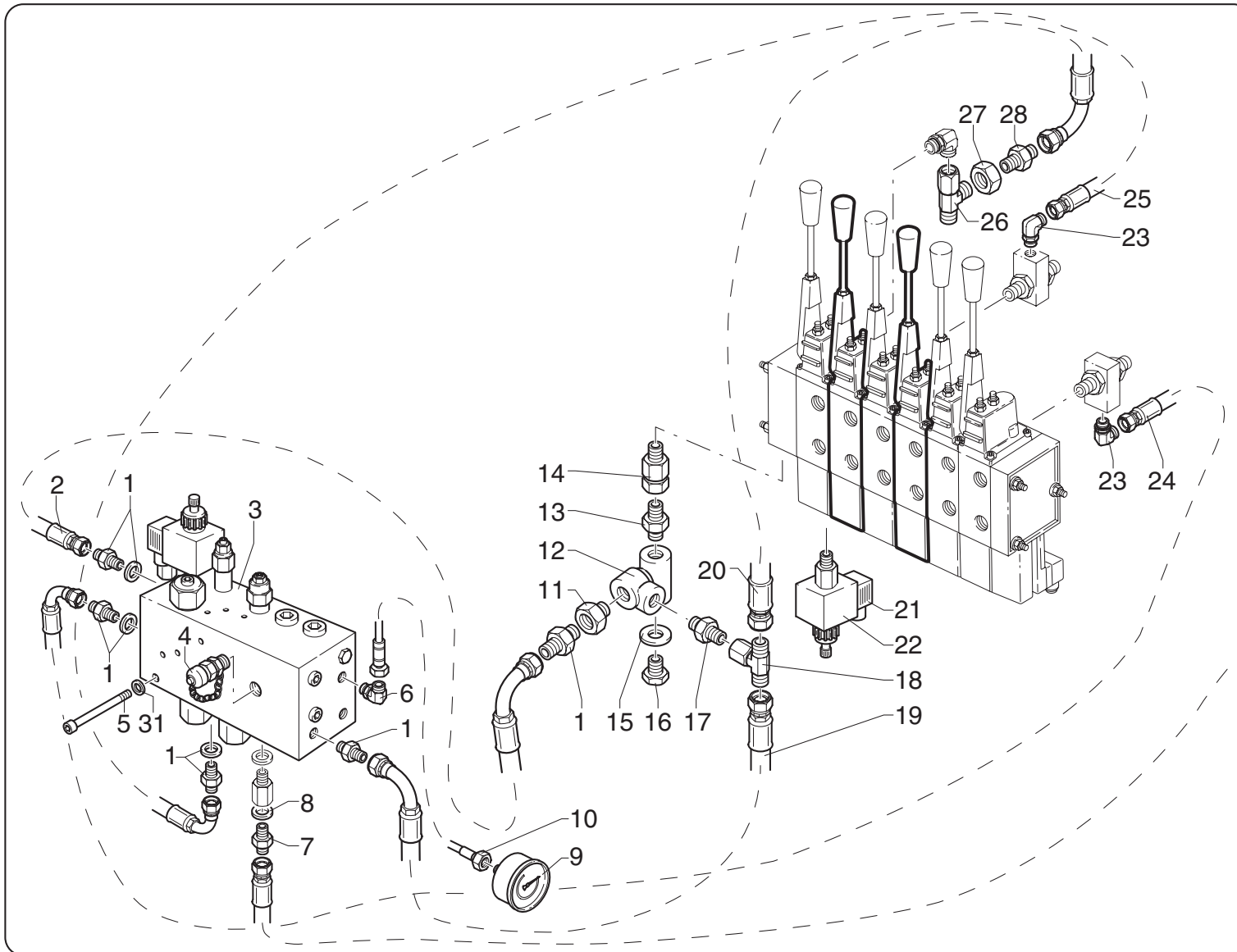
LIMITATORE DI MOMENTO CON "DANFOSS" (POSTO IN ALTO)

*Moment control device with "DANFOSS" (raised operating position)*

TAV. GM.01.03

matr. G.A39.0001

SERIE  
Wall Board



**Wall Board****matr. G.A39.0001****TAV. GM.01.03**

POS.	N° CODICE / CODE N°	Q.	DESCRIZIONE	DESCRIPTION
1	409964	6	RACCORDO	FITTING
2	485949	1	TUBO IN GOMMA	HOSE
3	495532	1	VALVOLA	VALVE
4	124009	1	ATTACCO RAPIDO	QUICK COUPLING
5	498084	2	VITE	SCREW
6	409990	1	RACCORDO	FITTING
7	409663	1	RACCORDO	FITTING
8	417096	1	RONDELLA	WASHER
9	335009	1	MANOMETRO	GAUGE
10	486609	1	TUBO IN GOMMA	HOSE
11	494095	1	VALVOLA	VALVE
12	494343	1	VALVOLA	VALVE
13	409610	1	RACCORDO	FITTING
14	409057	1	RACCORDO	FITTING
15	417094	1	RONDELLA	WASHER
16	471024	1	TAPPO	CAP
17	409866	1	RACCORDO	FITTING
18	409983	1	RACCORDO	FITTING
19	486256	1	TUBO IN GOMMA	HOSE
20	486257	1	TUBO IN GOMMA	HOSE
21	595379	1	BOBINA 12V	COIL
22	204055	1	ELETTROVALVOLA	ELECTROVALVE
23	409760	2	RACCORDO	FITTING
24	485964	1	TUBO IN GOMMA	HOSE
25	486121	1	TUBO IN GOMMA	HOSE
26	409172	1	RACCORDO	FITTING



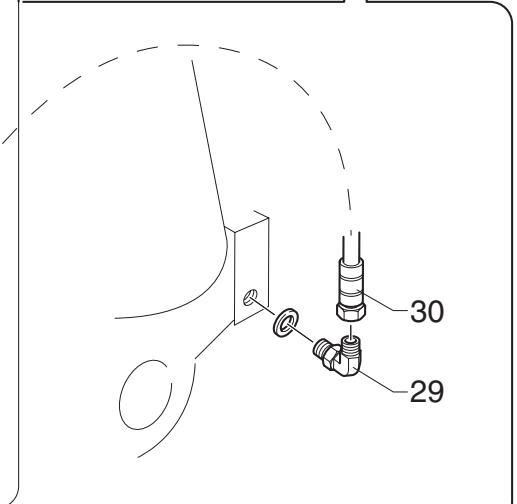
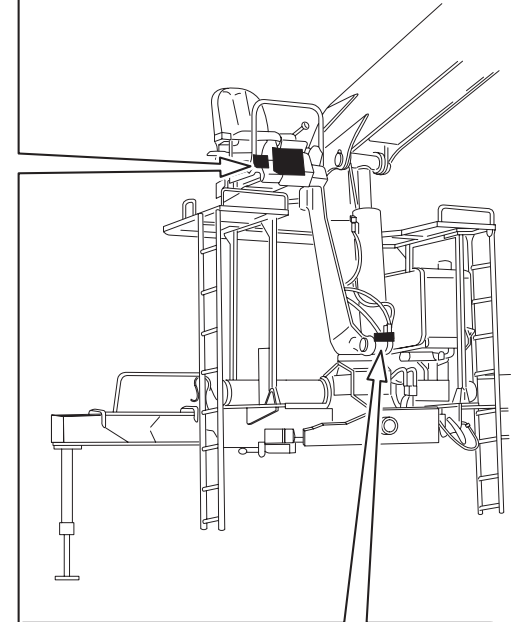
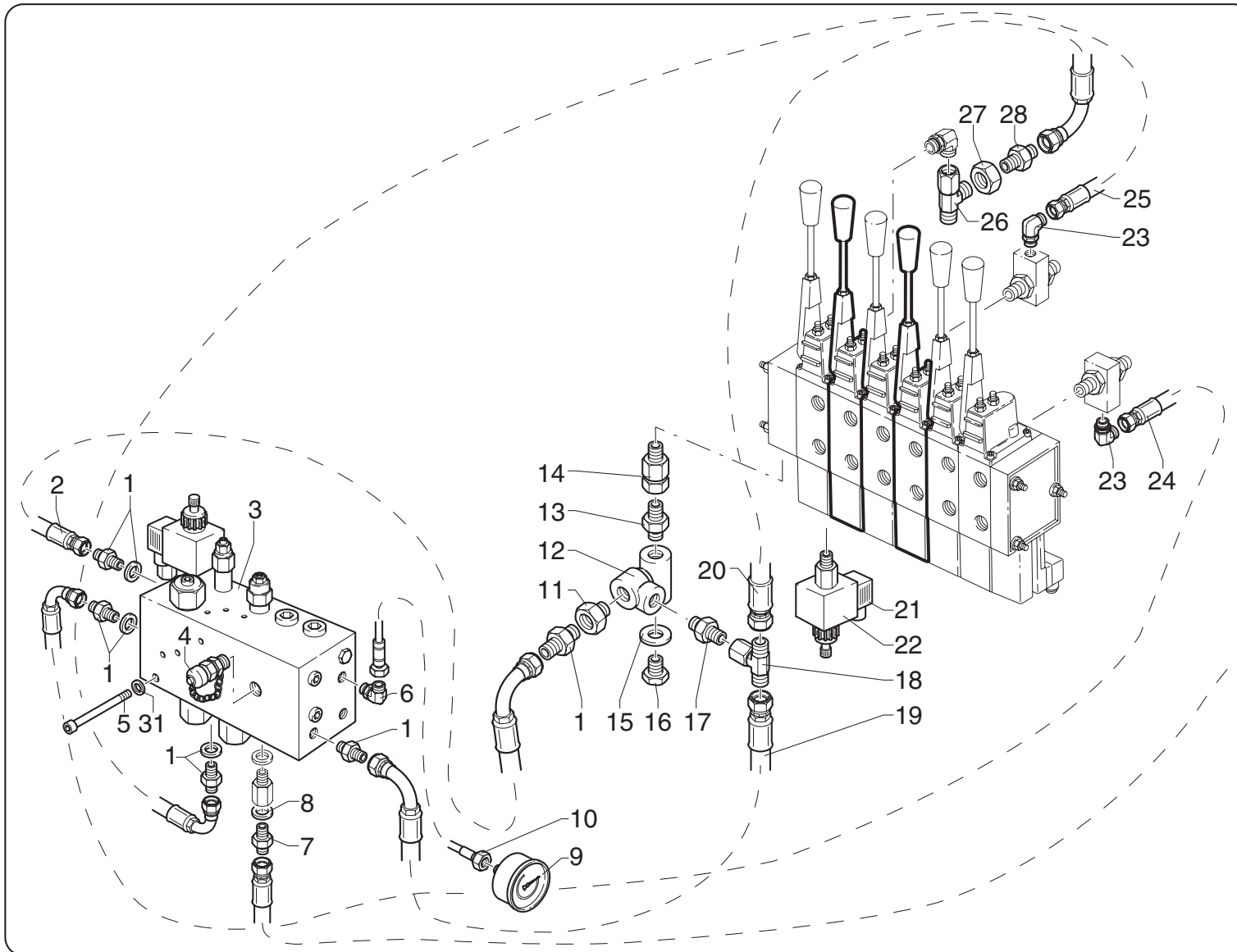
LIMITATORE DI MOMENTO CON "DANFOSS" (POSTO IN ALTO)

*Moment control device with "DANFOSS" (raised operating position)*

TAV. GM.01.03

matr. G.A39.0001

SERIE  
Wall Board







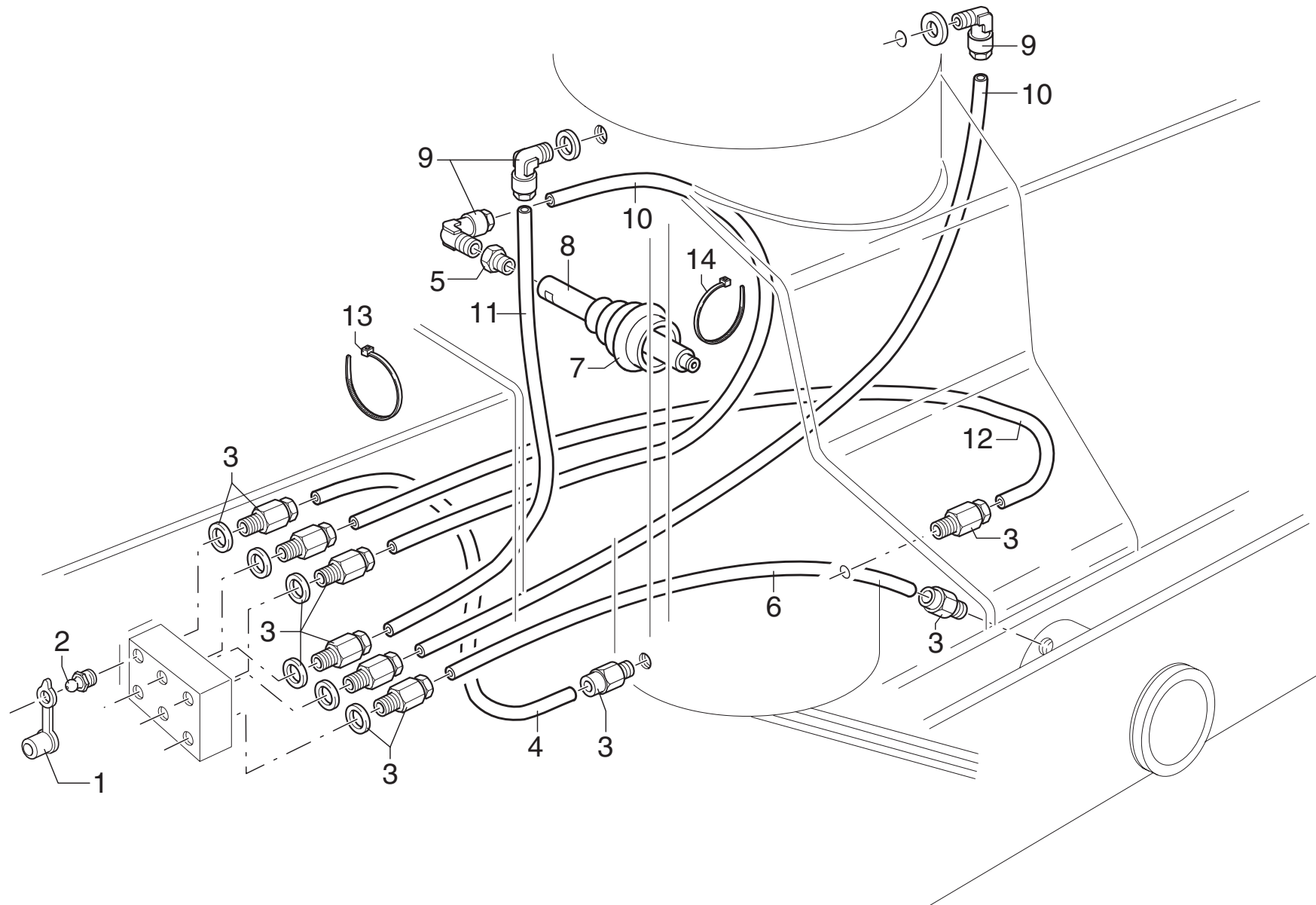
# LUBRIFICAZIONE CENTRALIZZATA

*Centralised lubrication*

TAV. GM.02.01

matr. G.A39.0001

SERIE  
Wall Board



**Wall Board**

matr. G.A39.0001

TAV. GM.02.01

POS.	N° CODICE / CODE N°	Q.	DESCRIZIONE	DESCRIPTION
1	471215	6	TAPPO	CAP
2	281010	6	INGRASSATORE	GREASE FITTING
3	409415	9	RACCORDO	FITTING
4	488009	1	TUBO	TUBE
5	409410	1	RACCORDO	FITTING
6	488037	1	TUBO	TUBE
7	403202	1	SOFFIETTO	BELLOWS
8	336045	1	CANOTTO	ROUND MOUNTING
9	409416	3	RACCORDO	FITTING
10	488039	2	TUBO	TUBE
11	488010	1	TUBO	TUBE
12	488038	1	TUBO	TUBE
13	207023	8	FASCETTA	CLAMP
14	207031	1	FASCETTA	CLAMP



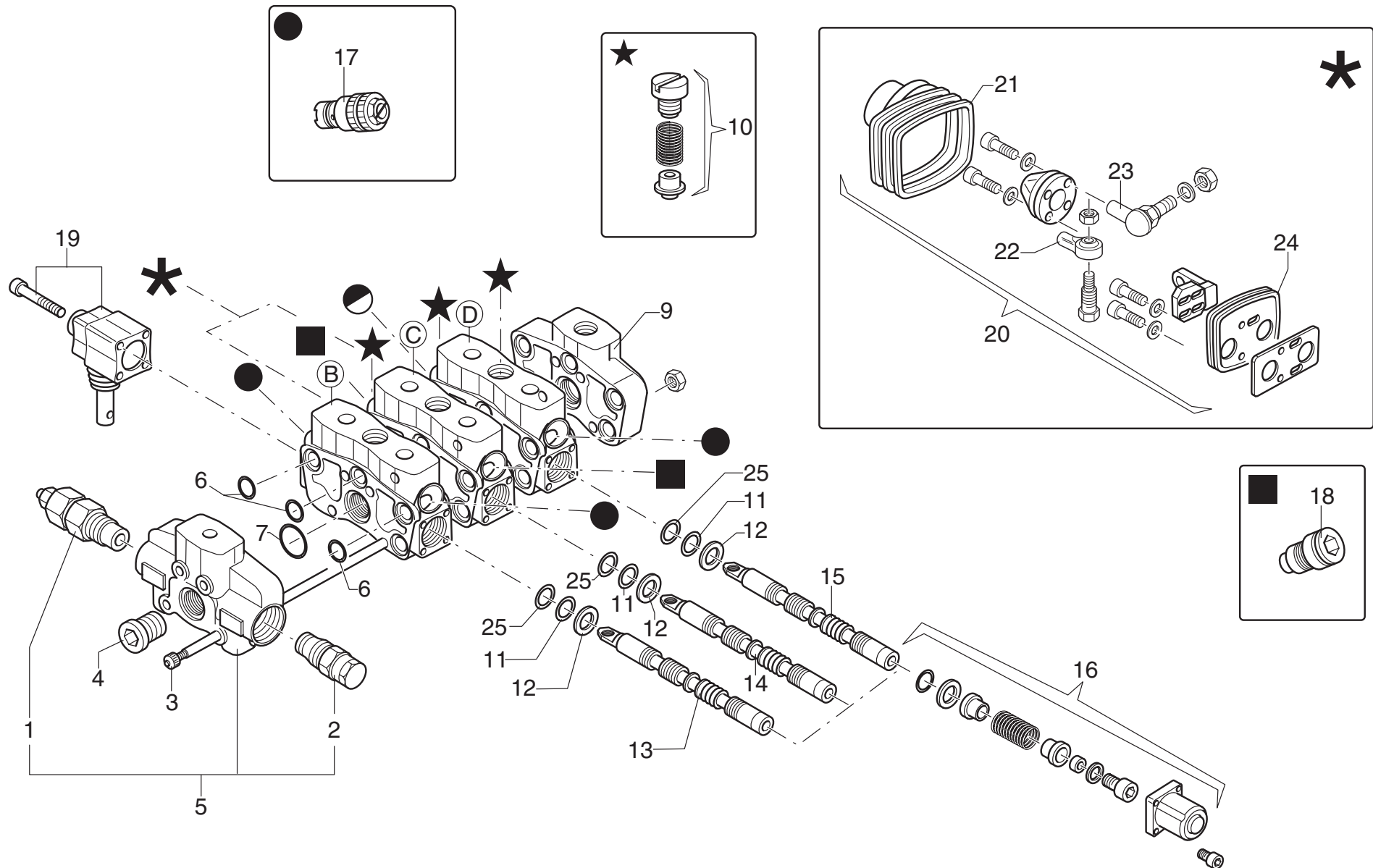
DISTRIBUTORE "WALVOIL" DX "197268" (POSTO IN ALTO)

"WALVOIL" control valve block (rh) (raised operating position)

TAV. GN.01.01

matr. G.A39.0001

SERIE  
Wall Board





**Wall Board****matr. G.A39.0001****TAV. GN.01.01**

POS.	N° CODICE / CODE N°	Q.	DESCRIZIONE	DESCRIPTION
1	494223	1	VALVOLA	VALVE
2	277271	1	VALVOLA	VALVE
3	494454	1	KIT TIRANTE	TIEROD KIT
4	494022	1	TAPPO	CAP
5	494415	1	FIANCATA COMPLETA	SIDE PANEL KIT
6	494180	12	GUARNIZIONE	SEAL
7	494179	4	GUARNIZIONE	SEAL
8	494289	3	CORPO	BODY
9	494178	1	FIANCATA	SIDE PANEL
10	494170	3	VALVOLA	VALVE
11	494215	6	GUARNIZIONE	SEAL
12	494196	6	ANELLO	RING
13	494422	1	CURSORE 2° ATTIVAZIONE	SLIDER
14	494352	1	CURSORE BRACCIO PRINCIPALE	MAIN ARM SLIDER
15	494422	1	CURSORE 1° ATTIVAZIONE	SLIDER
16	494173	3	GRUPPO DI RICHIAMO	RETURN GROUP
17	494171	4	VALVOLA	VALVE
18	494174	2	KIT TAPPO	CAP KIT
19	494169	1	ORGANO DI MANOVRA	MOTION DEVICE
20	494456	1	KIT LEVA COMPLETA	COMP. KIT LEVER
21	494457	1	SOFFIETTO	BELLOWS
22	494391	2	SNODO	ARTICULATION
23	494392	1	SNODO	ARTICULATION
24	494458	1	GUARNIZIONE	SEAL
25	494197	6	GUARNIZIONE	SEAL
B	494460	1	ELEM. 2° ATTIVAZIONE COMPL.	ELEMENT



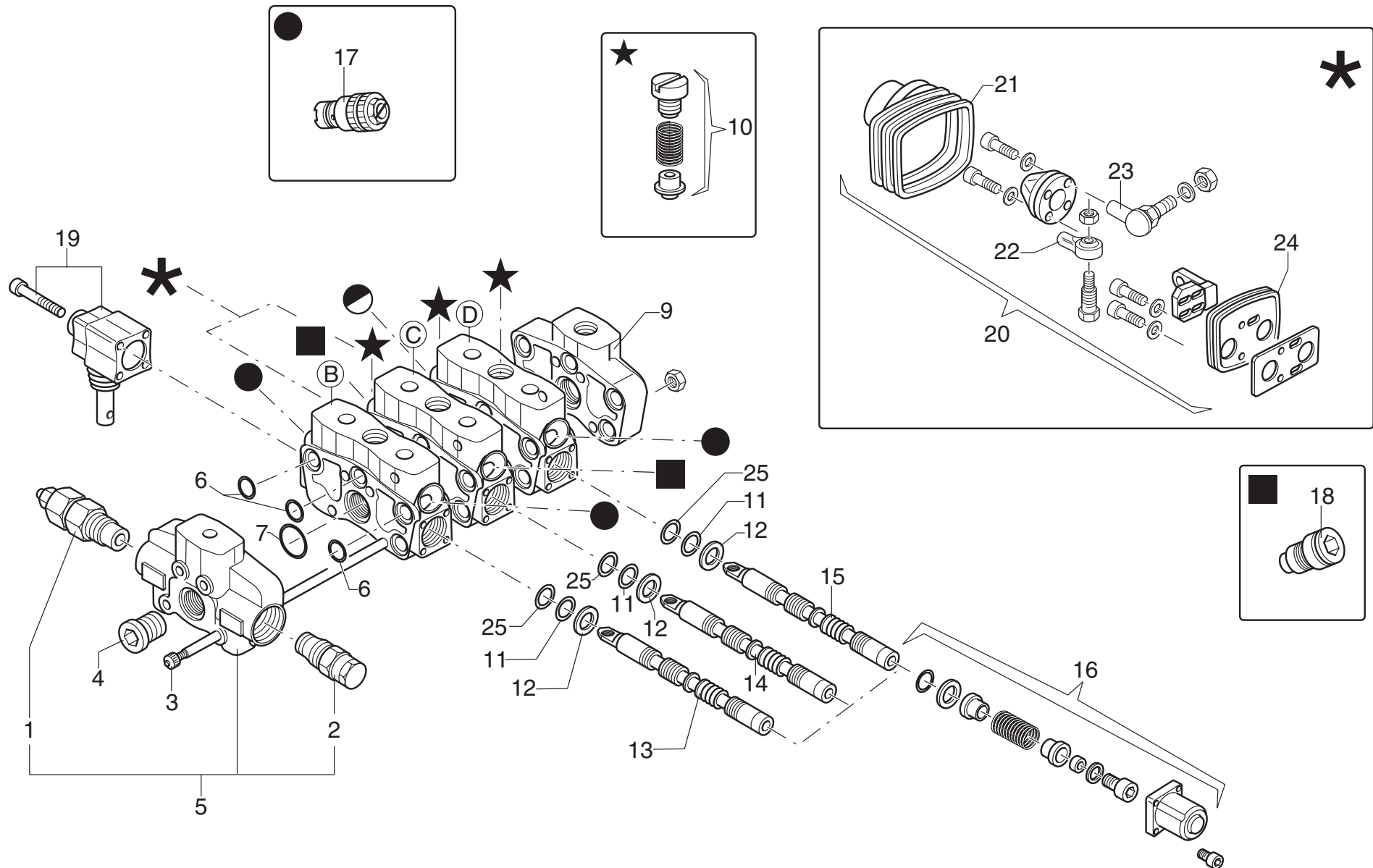
DISTRIBUTORE "WALVOIL" DX "197268" (POSTO IN ALTO)

"WALVOIL" control valve block (rh) (raised operating position)

TAV. GN.01.01

matr. G.A39.0001

SERIE  
Wall Board



**Wall Board****matr. G.A39.0001****TAV. GN.01.01**

POS.	N° CODICE / CODE N°	Q.	DESCRIZIONE	DESCRIPTION
C	★ 494461	1	ELEMENTO BRACCIO PRINCIPALE	MAIN ARM ELEMENT
D	★ 494462	1	ELEM. 1°ATTIV. COMP.	ELEMENT

★ Sono forniti senza il kit leva - da ordinare a parte - Pos. 20 Cod. 494456

★ Supplied without a lever kit - which should be ordered separately - Pos. 20 Code 494456



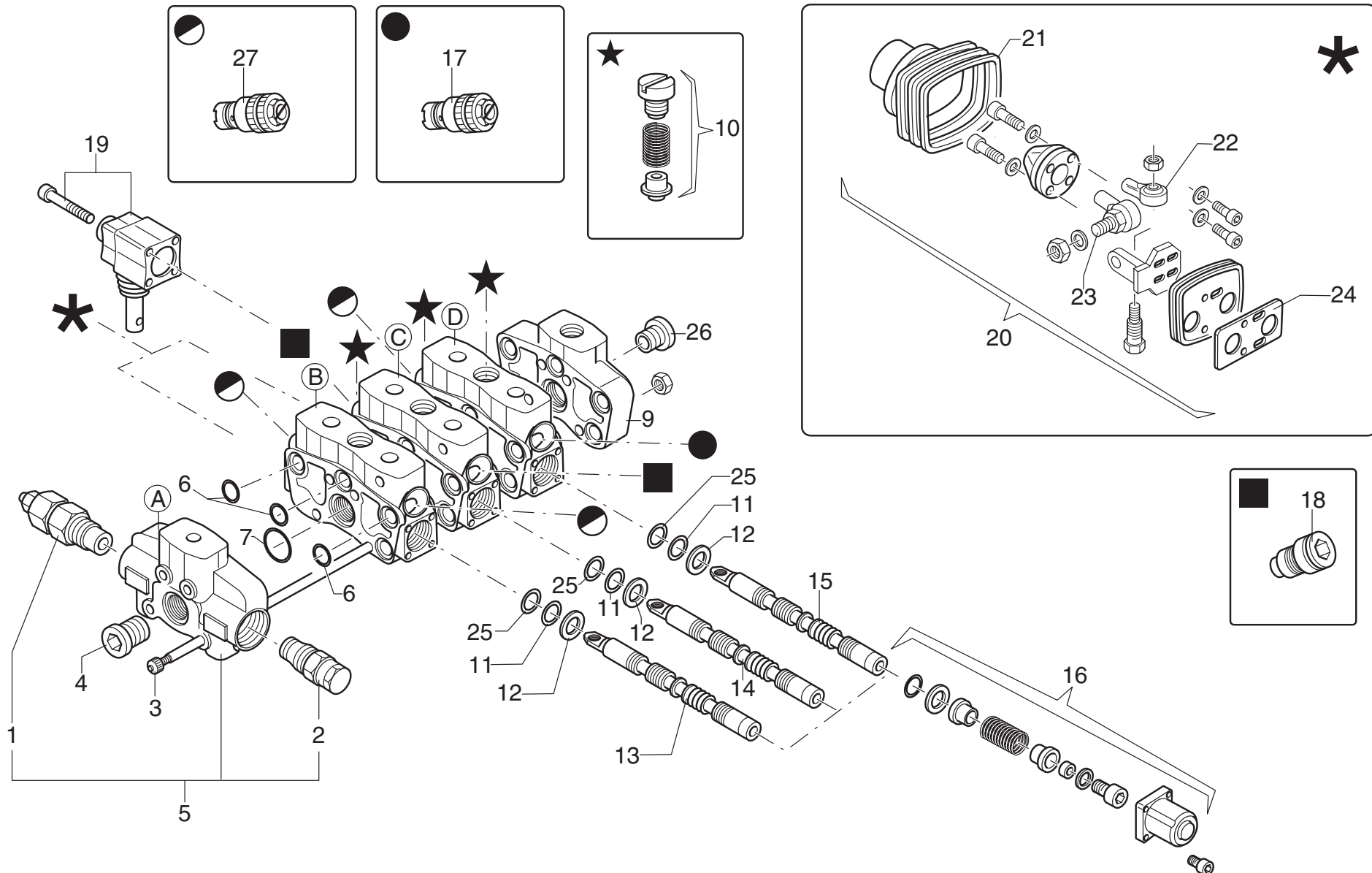
DISTRIBUTORE "WALVOIL" SX "197269" (POSTO IN ALTO)

"WALVOIL" control valve block (left) (raised operating position)

TAV. GN.02.01

matr. G.A39.0001

SERIE  
Wall Board



**Wall Board****matr. G.A39.0001****TAV. GN.02.01**

POS.	N° CODICE / CODE N°	Q.	DESCRIZIONE	DESCRIPTION
1	494223	1	VALVOLA	VALVE
2	277271	1	VALVOLA	VALVE
3	494454	1	KIT TIRANTE	TIEROD KIT
4	494022	1	TAPPO	CAP
5	494415	1	FIANCATA COMPLETA	SIDE PANEL KIT
6	494180	12	GUARNIZIONE	SEAL
7	494179	4	GUARNIZIONE	SEAL
8	494289	3	CORPO	BODY
9	494178	1	FIANCATA	SIDE PANEL
10	494170	3	VALVOLA	VALVE
11	494215	6	GUARNIZIONE	SEAL
12	494196	6	ANELLO	RING
13	494437	1	CURSORE ROTAZ.	SLIDER
14	494459	1	CURSORE COL.	SLIDER
15	494286	1	CURSORE SFILÒ BRACCI	CURSOR
16	494173	3	GRUPPO DI RICHIAMO	RETURN GROUP
17	494171	2	VALVOLA	VALVE
18	494174	2	KIT TAPPO	CAPKIT
19	494169	1	ORGANO DI MANOVRA	MOTION DEVICE
20	494456	1	KIT LEVA COMPLETA	COMP. KIT LEVER
21	494457	1	SOFFIETTO	BELLOWS
22	494391	2	SNODO	ARTICULATION
23	494392	1	SNODO	ARTICULATION
24	494458	1	GUARNIZIONE	SEAL
25	494197	6	GUARNIZIONE	SEAL
26	494019	1	KIT TAPPO	CAP KIT



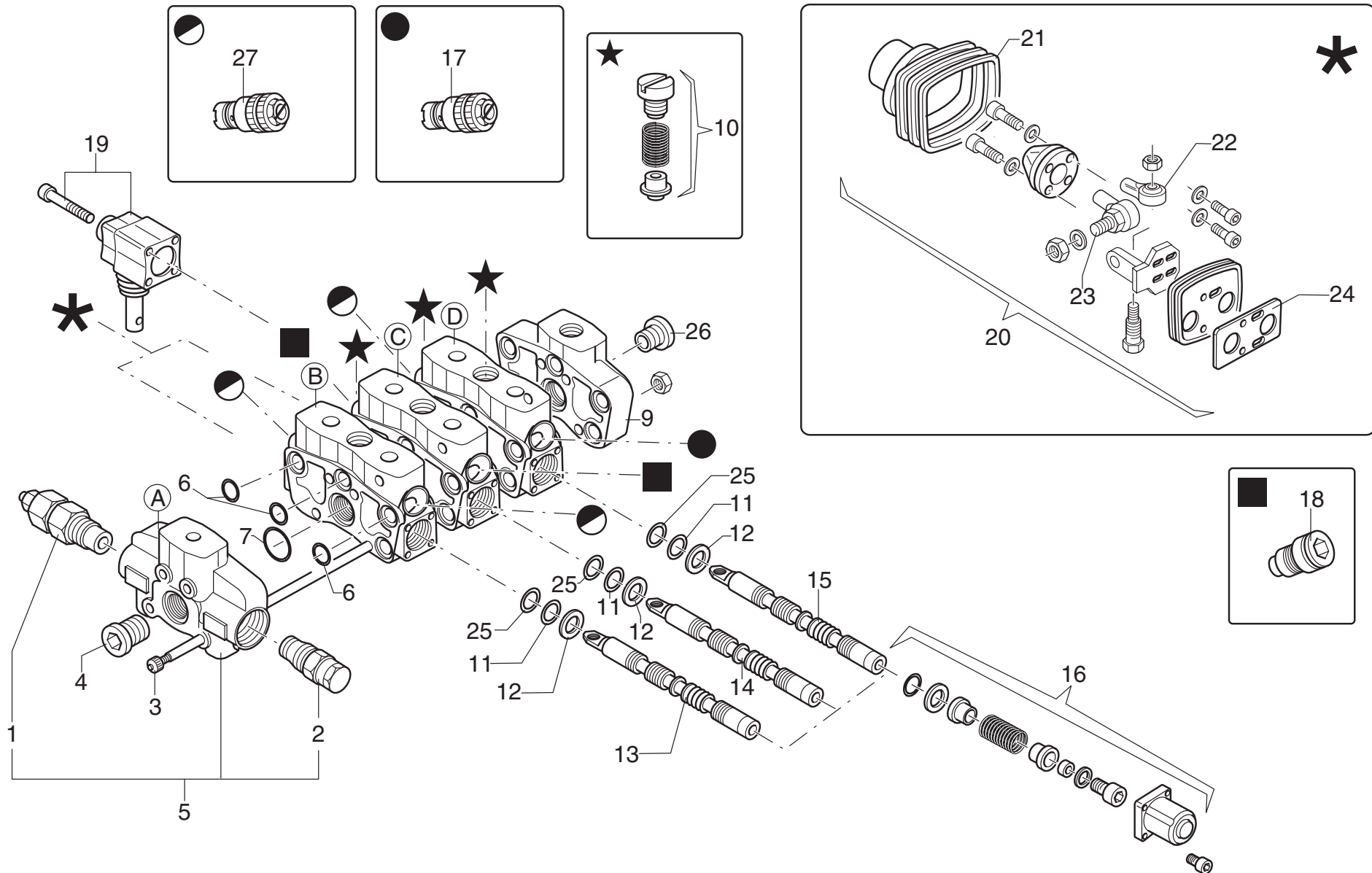
DISTRIBUTORE "WALVOIL" SX "197269" (POSTO IN ALTO)

"WALVOIL" control valve block (left) (raised operating position)

TAV. GN.02.01

matr. G.A39.0001

SERIE  
Wall Board



**Wall Board**

matr. G.A39.0001

TAV. GN.02.01

POS.	N° CODICE / CODE N°	Q.	DESCRIZIONE	DESCRIPTION
27	497146	2	VALVOLA	VALVE
B	★ 494463	1	ELEMENTO ROTAZ. COMPLETO	COMPL. SLEWING ELEM.
C	★ 494464	1	ELEMENTO BRACCIO PRINCIPALE	MAIN ARM ELEMENT
D	494465	1	ELEMENTO SFILO BRACCI COMPLETO	COMPL. BOOMEXT. ELEM
★	Sono forniti senza il kit leva - da ordinare a parte - Pos. 20 Cod. 494456			
★	Supplied without a lever kit - which should de ordered separately - Pos. 20 Code 494456			



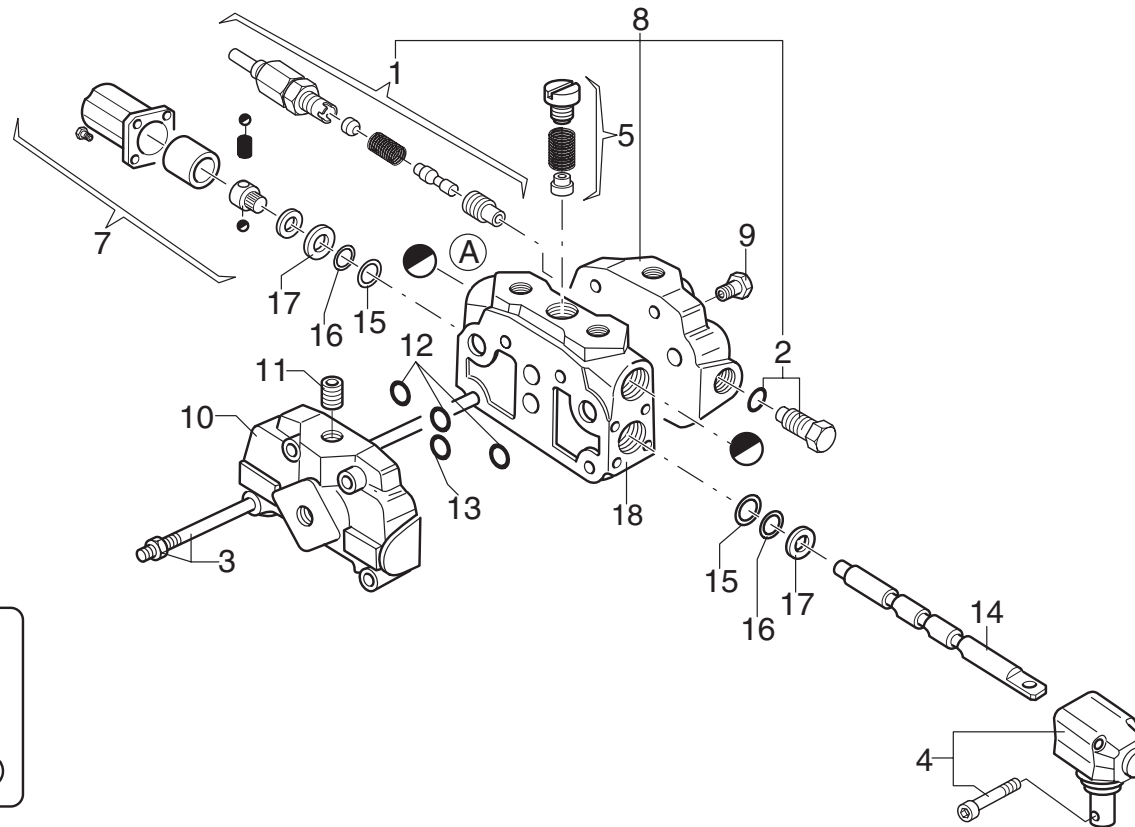
**DISTRIBUTORE STABILIZZATORI SD8/1 "197224" (POSTO IN ALTO)**

*Outriggers control valve block (raised operating position)*

TAV. GN.03.01

matr. G.A39.0001

**SERIE  
Wall Board**





**Wall Board**

matr. G.A39.0001

TAV. GN.03.01

POS.	N° CODICE / CODE N°	Q.	DESCRIZIONE	DESCRIPTION
1	494223	1	VALVOLA	VALVE
2	494152	1	KIT TAPPO	CAP KIT
3	494350	1	KIT TIRANTE	TIEROD KIT
4	494169	1	ORGANO DI MANOVRA	MOTION DEVICE
5	494170	1	VALVOLA	VALVE
6	494171	2	VALVOLA	VALVE
7	494324	1	GRUPPO DI RICHIAMO	RETURN GROUP
8	494359	1	FIANCATA	SIDE PANEL
9	494022	1	TAPPO	CAP
10	494178	1	TESTATA	CYLINDER HEAD
11	494297	1	TAPPO	CAP
12	494180	6	GUARNIZIONE	SEAL
13	494179	3	GUARNIZIONE	SEAL
14	494286	1	ASTA	ROD
15	494197	2	GUARNIZIONE	SEAL
16	434215	2	GUARNIZIONE	SEAL
17	434196	2	ANELLO	RING
18	494289	1	CORPO	BODY
A	494326	1	ELEMENTO STAB. COMPLETO	COMPL. OUTRIGGER



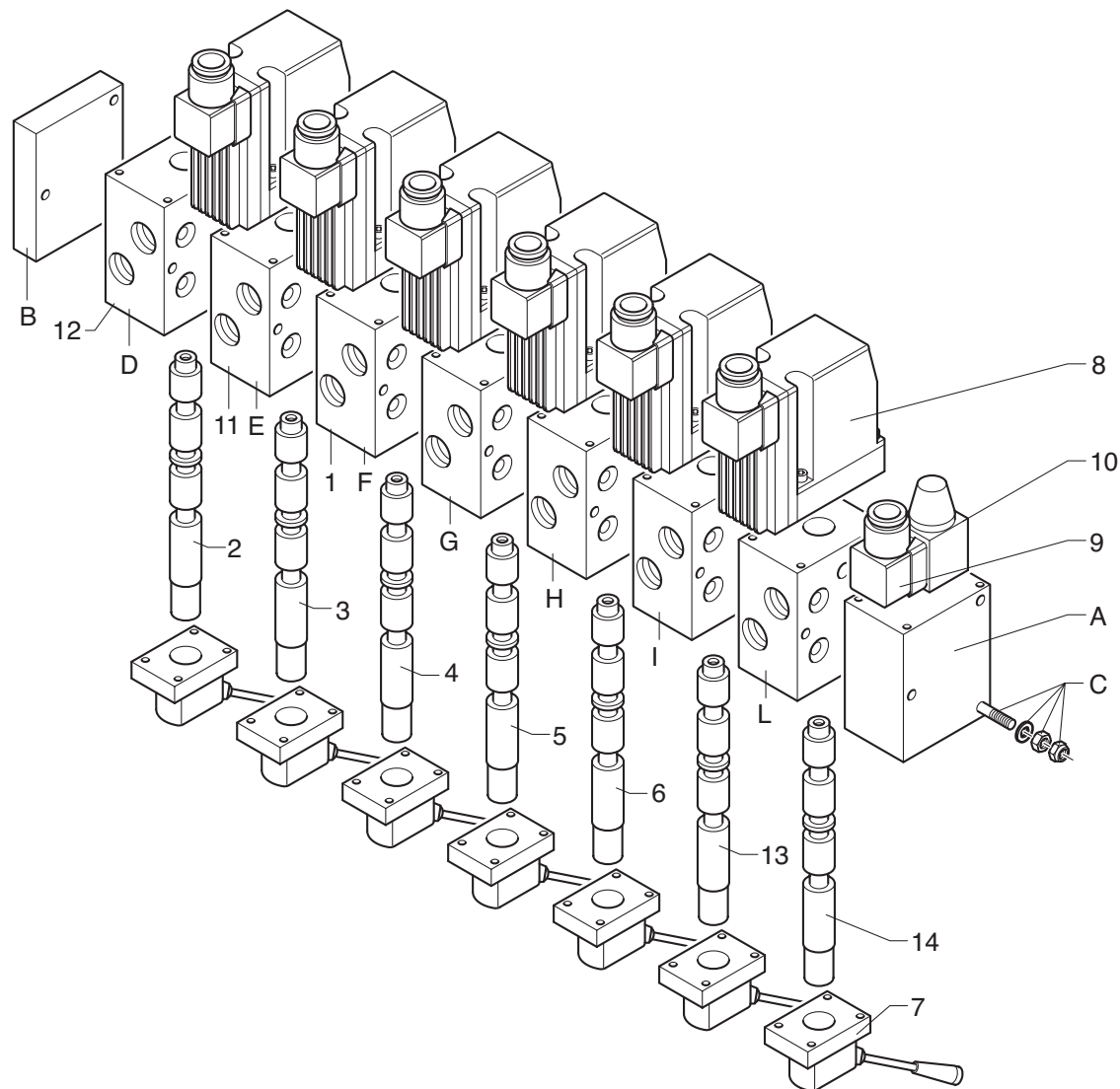
**DISTRIBUTORE 7 ELEMENTI - 197343 CON "DANFOSS" (POSTO IN BASSO)**

*Control valve block with 7 elements with "DANFOSS" (lowered operating position)*

TAV. GN.04.01

matr. G.A39.0001

**SERIE  
Wall Board**



**Wall Board****matr. G.A39.0001****TAV. GN.04.01**

POS.	N° CODICE / CODE N°	Q.	DESCRIZIONE	DESCRIPTION
1	202135	5	CORPO	BODY
2	202114	1	ASTA STAB.	ROD
3	202159	1	ASTA ROTAZIONE	ROD
4	202132	1	ASTA COLONNA	ROD
5	202130	1	ASTA BRACCIO PRINCIPALE	MAIN ARM ROD
6	202149	1	ASTA SFILO BRACCI	ROD
7	202123	7	LEVA	LEVER
8	202185	6	MODULO EL.	MODULE
9	204055	1	ELETTROVALVOLA	ELECTROVALVE
10	395379	1	BOBINA 12V	COIL
10	395380	1	BOBINA 24V	COIL
11	202158	1	CORPO	BODY
12	202156	1	CORPO	BODY
13	202130	1	ASTA 1° ATTIVAZIONE	ROD
14	202130	1	ASTA 2° ATTIVAZIONE	ROD
A	202179	1	FIANCATA	SIDE PANEL
B	202106	1	FIANCATA	SIDE PANEL
C	202139	1	KIT TIRANTE	TIEROD KIT
D	202143	1	ELEMENTO STAB.	ELEMENT
E	202192	1	ELEMENTO ROTAZIONE	SLEWING ELEMENT
F	202193	1	ELEMENTO COLONNA	COLUMN ELEMENT
G	202194	1	ELEMENTO BRACCIO PRINCIPALE	MAIN ARM ELEMENT
H	202195	1	ELEMENTO SFILO BRACCI	BOOM EXT. ELEMENT
I	202196	1	ELEMENTO 1° ATTIVAZIONE	1 ST ACTIVATION ELEMENT
L	202196	1	ELEMENTO 2° ATTIVAZIONE	2 ND ACTIVATION ELEMENT



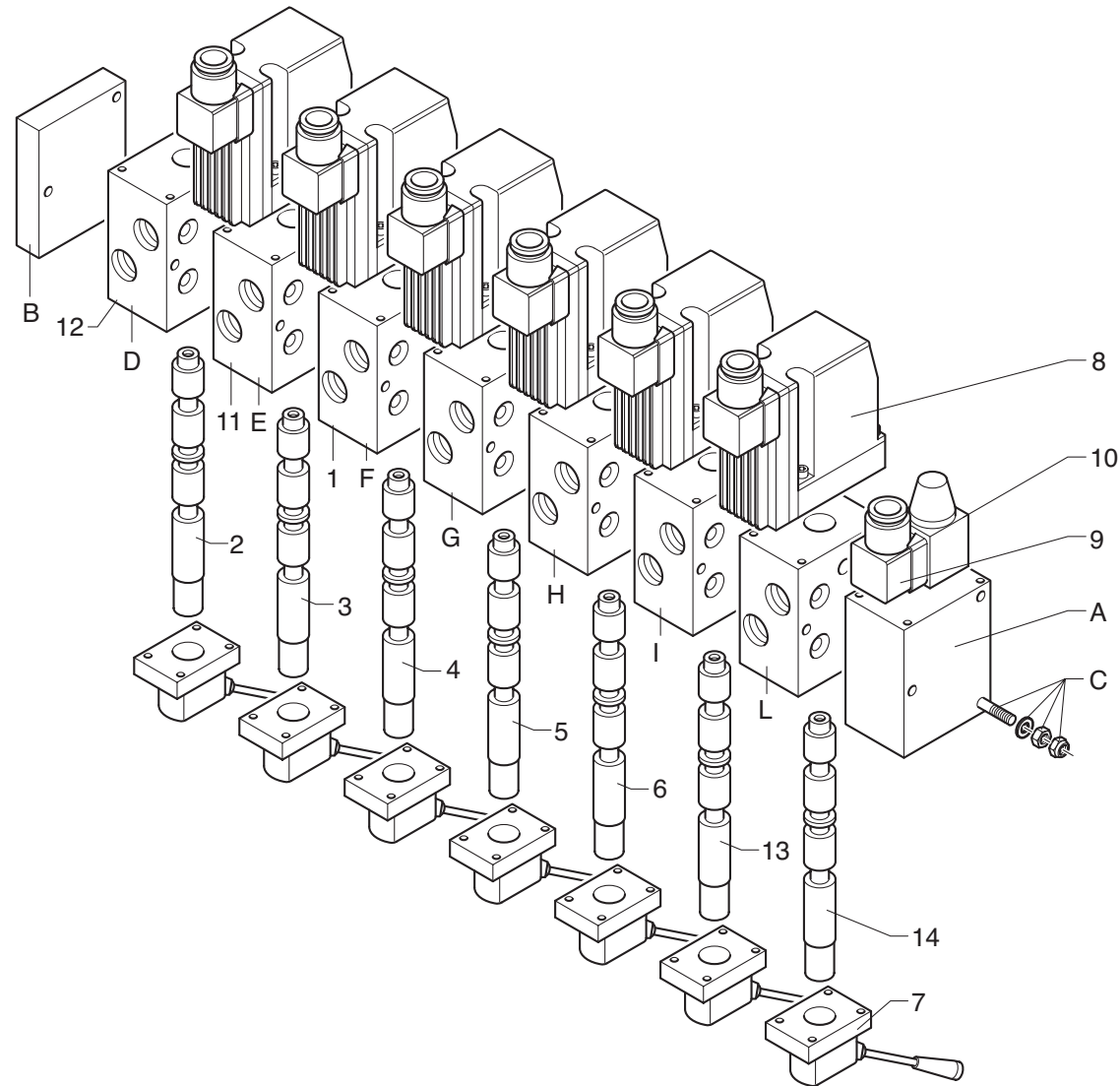
**DISTRIBUTORE 7 ELEMENTI - 197496 CON "DANFOSS" (POSTO IN BASSO)**

*Control valve block with 7 elements with "DANFOSS" (lowered operating position)*

TAV. GN.04.01A

matr.

**SERIE  
Wall Board**



**Wall Board****matr.****TAV. GN.04.01A**

<b>POS.</b>	<b>N° CODICE / CODE N°</b>	<b>Q.</b>	<b>DESCRIZIONE</b>	<b>DESCRIPTION</b>
1	202135	5	CORPO	BODY
2	202114	1	ASTA STAB.	ROD
3	202159	1	ASTA ROTAZIONE	ROD
4	202134	1	ASTA COLONNA	ROD
5	202130	1	ASTA BRACCIO PRINCIPALE	MAIN ARM ROD
6	202149	1	ASTA SFILLO BRACCI	ROD
7	202123	7	LEVA	LEVER
8	202185	6	MODULO EL.	MODULE
9	204055	1	ELETTROVALVOLA	ELECTROVALVE
10	395379	1	BOBINA 12V	COIL
10	395380	1	BOBINA 24V	COIL
11	202158	1	CORPO	BODY
12	202156	1	CORPO	BODY
13	202251	1	ASTA 1° ATTIVAZIONE	ROD
14	202251	1	ASTA 2° ATTIVAZIONE	ROD
A	202179	1	FIANCATA	SIDE PANEL
B	202106	1	FIANCATA	SIDE PANEL
C	202139	1	KIT TIRANTE	TIEROD KIT
D	202143	1	ELEMENTO STAB.	ELEMENT
E	202192	1	ELEMENTO ROTAZIONE	SLEWING ELEMENT
F	202272	1	ELEMENTO COLONNA	COLUMN ELEMENT
G	202194	1	ELEMENTO BRACCIO PRINCIPALE	MAIN ARM ELEMENT
H	202195	1	ELEMENTO SFILLO BRACCI	BOOM EXT. ELEMENT
I	202273	1	ELEMENTO 1° ATTIVAZIONE	1 ST ACTIVATION ELEMENT
L	202273	1	ELEMENTO 2° ATTIVAZIONE	2 ND ACTIVATION ELEMENT



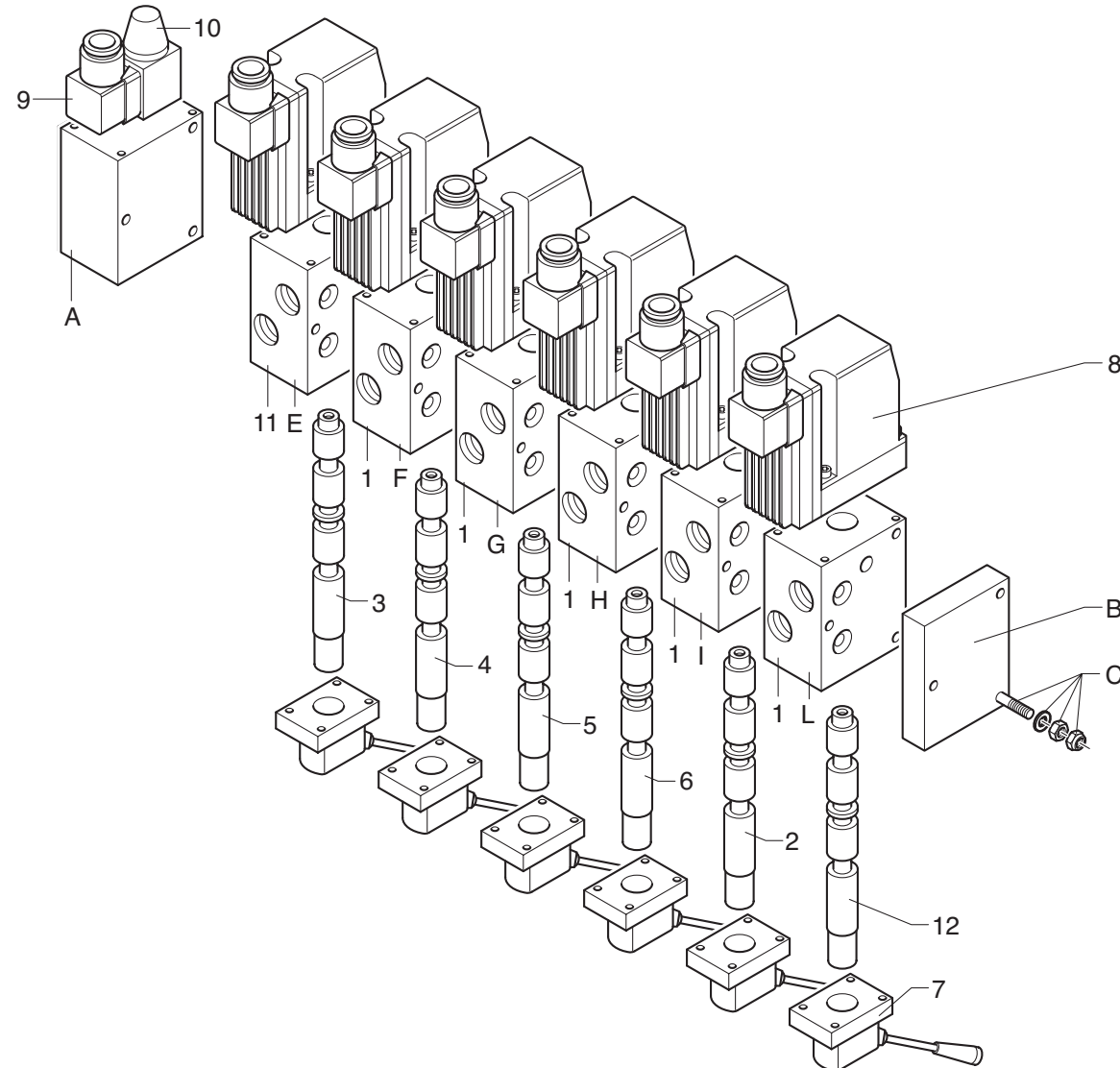
**DISTRIBUTORE 6 ELEMENTI - 19734 CON "DANFOSS" (POSTO IN ALTO)**

*Control valve block with 6 elements with "DANFOSS" (raised operating position)*

TAV. GN.05.01

matr. G.A39.0001

**SERIE  
Wall Board**



**Wall Board****matr. G.A39.0001****TAV. GN.05.01**

POS.	N° CODICE / CODE N°	Q.	DESCRIZIONE	DESCRIPTION
1	202135	5	CORPO	BODY
2	202251	1	ASTA 1° ATTIVAZIONE	ROD
3	202159	1	ASTA ROTAZIONE	ROD
4	202132	1	ASTA COLONNA	ROD
5	202130	1	ASTA BRACCIO PRINCIPALE	MAIN ARM ROD
6	202149	1	ASTA SFILO BRACCI	ROD
7	202123	6	ORGANO DI MANOVRA	MOTION DEVICE
8	202219	6	MODULO EL.	MODULE
9	204055	1	ELETTROVALVOLA	ELECTROVALVE
10	395379	1	BOBINA 12V	COIL
10	395380	1	BOBINA 24V	COIL
11	202158	1	CORPO	BODY
12	202251	1	ASTA 2° ATTIVAZIONE	ROD
A	202179	1	FIANCATA	SIDE PANEL
B	202106	1	FIANCATA	SIDE PANEL
C	202138	1	KIT TIRANTE	TIEROD KIT
E	202199	1	ELEMENTO ROTAZIONE	SLEWING ELEMENT
F	202200	1	ELEMENTO COLONNA	COLUMN ELEMENT
G	202201	1	ELEMENTO BRACCIO PRINCIPALE	MAIN ARM ELEMENT
H	202202	1	ELEMENTO SFILO BRACCI	BOOM EXT. ELEMENT
I	202271	1	ELEMENTO 1° ATTIVAZIONE	1 ST ACTIVATION ELEMENT
L	202271	1	ELEMENTO 2° ATTIVAZIONE	2 ND ACTIVATION ELEMENT



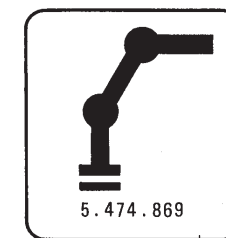
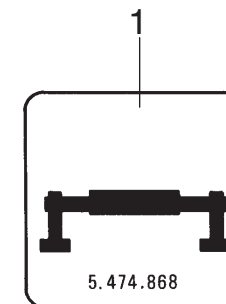

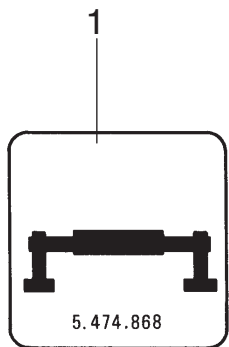
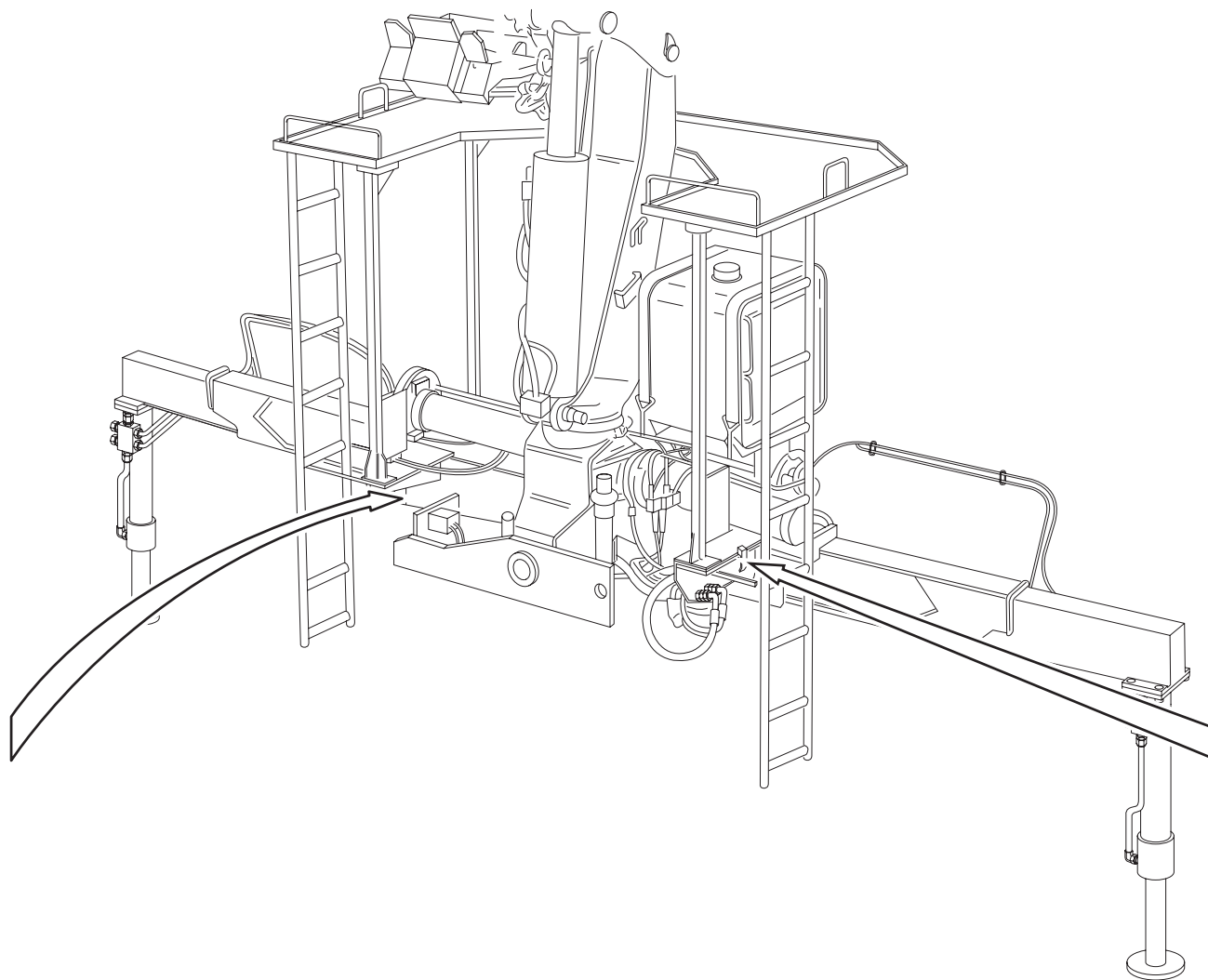
# TARGHETTE

Decals

TAV. GO.01.01

matr. G.A39.0001

SERIE  
Wall Board



2







## Wall Board

matr. G.A39.0001

TAV. GO.02.01 1/2

POS.		N° CODICE / CODE N°	Q.	DESCRIZIONE	DESCRIPTION
1	■	476394	2	TARGHETTA	DECAL
2	✖	475095	1	TARGHETTA	DECAL
3		474866	1	TARGHETTA	DECAL
4		474102	1	TARGHETTA	DECAL
5	✖	475087	1	TARGHETTA	DECAL
6	●	475456	2	TARGHETTA (WB 44')	DECAL
6	*	475092	2	TARGHETTA (WB 52')	DECAL
6	▲	475093	2	TARGHETTA (WB 60')	DECAL
7	✖	475103	2	TARGHETTA	DECAL
8	✖	475096	1	TARGHETTA	DECAL
9	✖	475094	1	TARGHETTA	DECAL
10	■	472349	1	TARGHETTA	DECAL
11	✖	475089	2	TARGHETTA	DECAL
12	■	474094	2	TARGHETTA	DECAL
13	●	478685	2	TARGHETTA	DECAL
13	*	478686	2	TARGHETTA	DECAL
13	▲	478687	2	TARGHETTA	DECAL
14	✖	478550	2	TARGHETTA	DECAL
15	✖	475099	3	TARGHETTA	DECAL
16	✖	475104	8	TARGHETTA	DECAL
17	■	472347	1	TARGHETTA	DECAL
	●	289204		KIT TARGHETTA (WB 44')	DECAL KIT
	*	289009		KIT TARGHETTA (WB 52')	DECAL KIT
	▲	289910		KIT TARGHETTA (WB 60')	DECAL KIT
	■	289993		KIT TARGHETTA	DECAL KIT
	✖	289008		KIT TARGHETTA	DECAL KIT



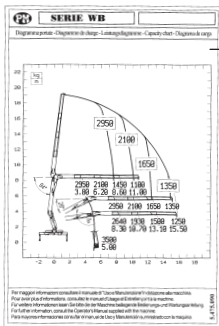
# TARGHETTE

Decals

TAV. GO.02.01 1/2

matr. G.A39.0001

SERIE  
Wall Board

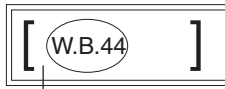


6

(A)



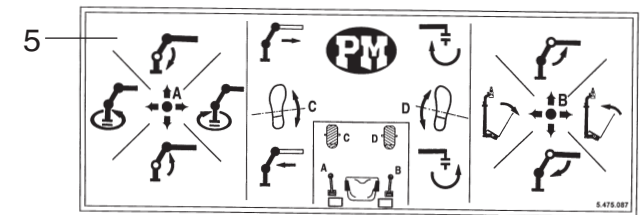
(R)



13 (E)



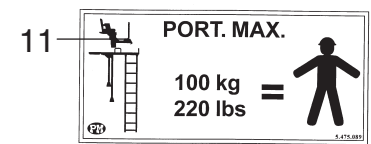

17



12 (F)



10 (M)



11 (N)



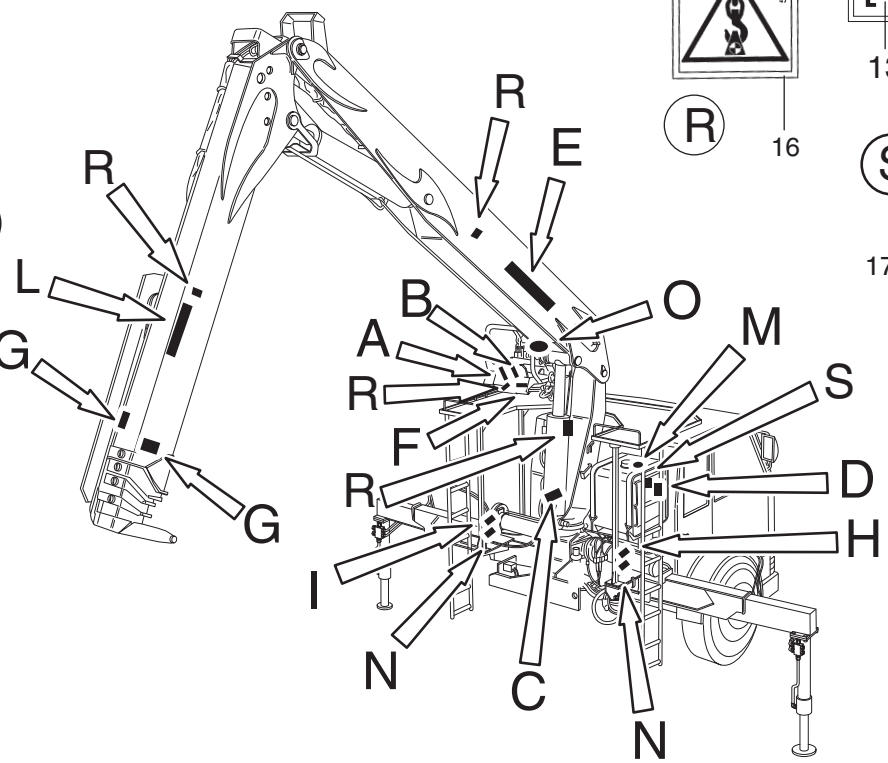
15 (P)



14 (Q)



2 (B)



4 (D)

**AUTOGRU PM S.p.A.**

GRU/CRANES-SERIES

MATRICOLA/SERIAL N°

ANNO DI FABBRICAZIONE MANUFACTURED

5.474.086

**PM** **PM**

**EBBO** **EBBO**

Per il completamento del cantiere utilizzare esclusivamente attrezzi di qualità. Per ogni informazione, visitate il sito [www.autogruppm.com](http://www.autogruppm.com) o chiamate il numero verde 800 00 00 00. Per ogni informazione, rivolgetevi al vostro Concessionario o al nostro Ufficio Clienti. Il presente disegno è un riferimento.

Use only high quality or when lifting the air line. For each information, visit the website [www.autogruppm.com](http://www.autogruppm.com) or call the toll-free number 800 00 00 00. For each information, contact your dealer or our Customer Service. This drawing is for reference only.

TABLEAU DE MATRIERES DES PRODUITS

PRODOTTORE	DESCRIZIONE	QUANTITA'
PM	...	...
EBBO	...	...

5.474.102



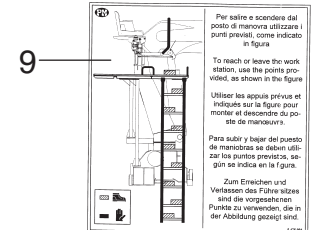
(L)

1

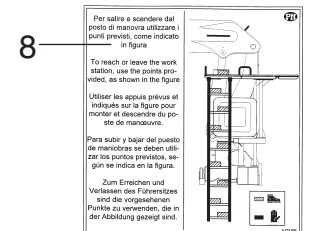


(G)

7



9 (I)



8 (H)






# TARGHETTE

Decals

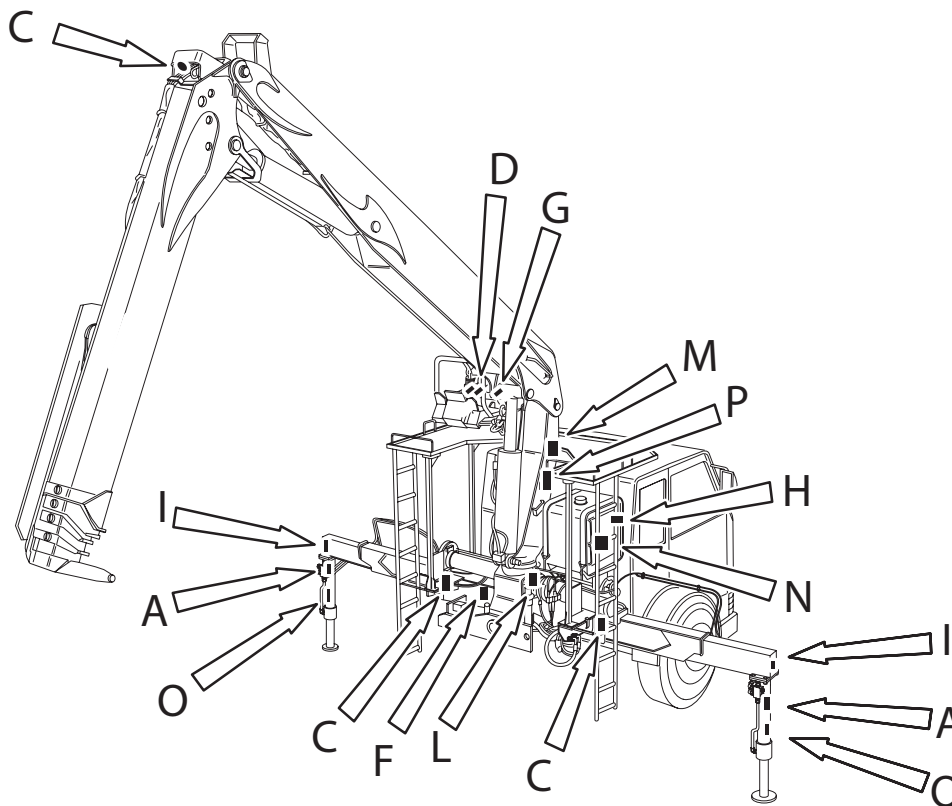
TAV. GO.02.01 2/2

matr. G.A39.0001

SERIE  
Wall Board



(A)




4

(O)



2

(C)


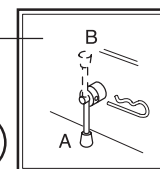


9

(N)


6

(I)



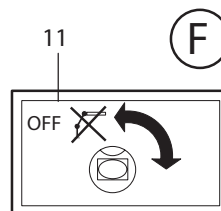
(D)

3



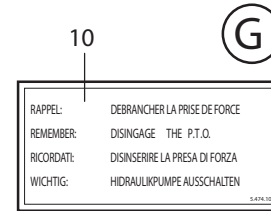
5

(H)



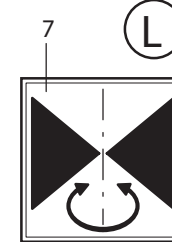
11

(F)



10

(G)



7

(L)

8



(M)

**Wall Board**

matr. G.A39.0001

TAV. GO.02.01 2/2

POS.		N° CODICE / CODE N°	Q.	DESCRIZIONE	DESCRIPTION
1	●	478543	2	TARGHETTA	DECAL
2	●	478544	4	TARGHETTA	DECAL
3	○	478547	1	TARGHETTA	DECAL
4	●	478542	2	TARGHETTA	DECAL
5	○	478540	1	TARGHETTA	DECAL
6	●	478545	2	TARGHETTA	DECAL
7	○	478546	1	TARGHETTA	DECAL
8		472126	1	TARGHETTA	DECAL
9	○	478539	1	TARGHETTA	DECAL
10	●	474107	1	TARGHETTA	DECAL
11	●	474065	1	TARGHETTA	DECAL
	○	289907		KIT TARGHETTA	DECAL KIT
	●	289953		KIT TARGHETTA	DECAL KIT





**SUPPLEMENTI - ACCESSORI**

**OPTIONS - ACCESSOIRES**



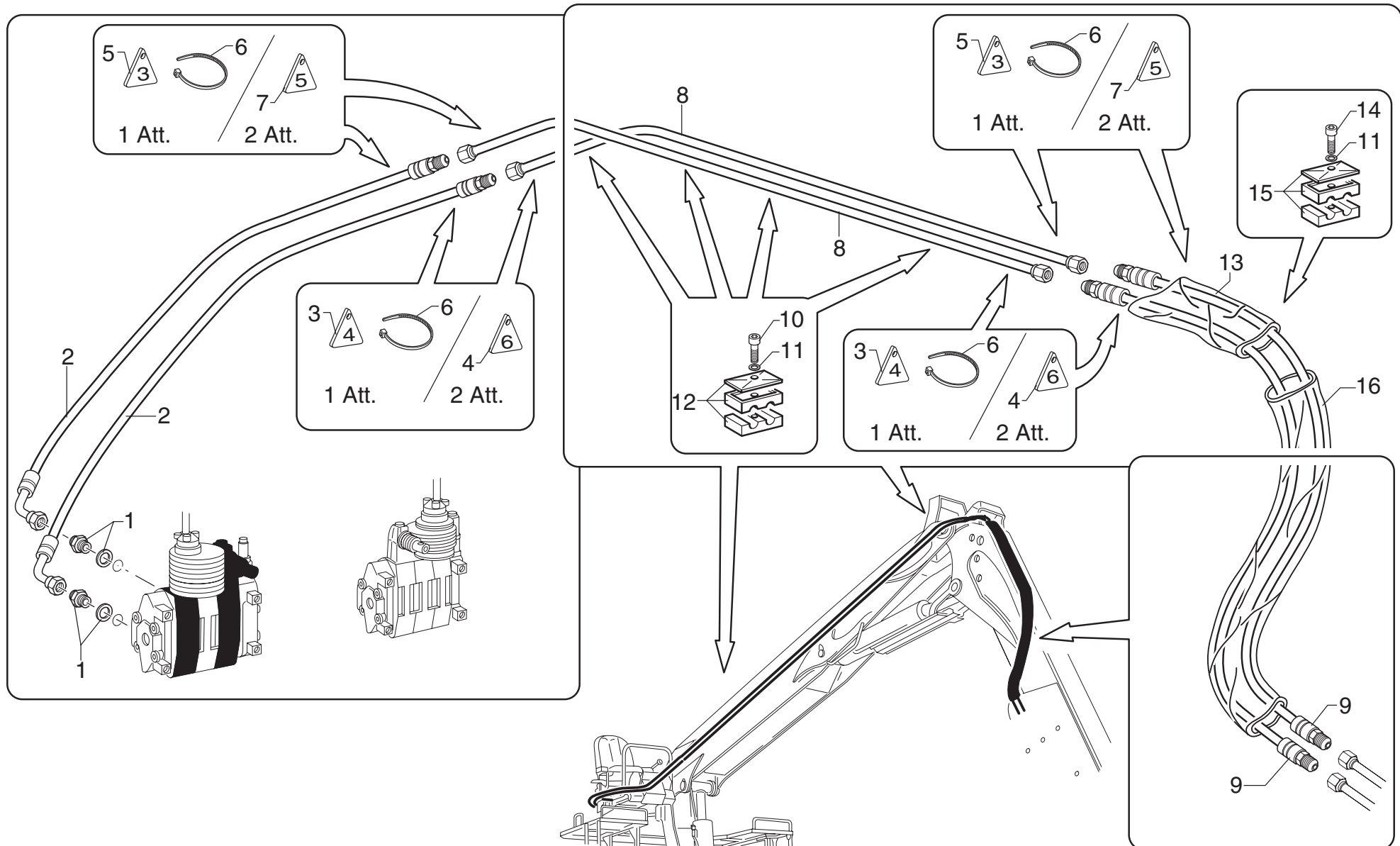
# COMANDO 1° - 2° ATTIVAZIONE CON "WALVOIL" (POSTO IN ALTO)

1st and 2nd activation control with "WALVOIL" (raised operating position)

TAV. SV.01.01

matr. G.A39.0001

SERIE  
Wall Board



**Wall Board****matr. G.A39.0001****TAV. SV.01.01**

POS.	N° CODICE / CODE N°	Q.	DESCRIZIONE	DESCRIPTION
1	409586	4	RACCORDO	FITTING
2	486765	4	TUBO IN GOMMA	HOSE
3	473219	4	TARGHETTA	DECAL
4	473221	4	TARGHETTA	DECAL
5	473218	4	TARGHETTA	DECAL
6	207023	16	FASCETTA	CLAMP
7	473220	4	TARGHETTA	DECAL
8	493107	4	TUBO IN FERRO	IRON PIPE
9	486769	4	TUBO IN GOMMA	HOSE
10	497135	8	VITE	SCREW
11	417025	12	RONDELLA	WASHER
12	353052	8	MORSETTO	FASTENING UNIT
13	276073	1	GUAINA	SHEATH
14	497138	2	VITE	SCREW
15	353055	2	MORSETTO	FASTENING UNIT
16	276075	1	GUAINA	SHEATH



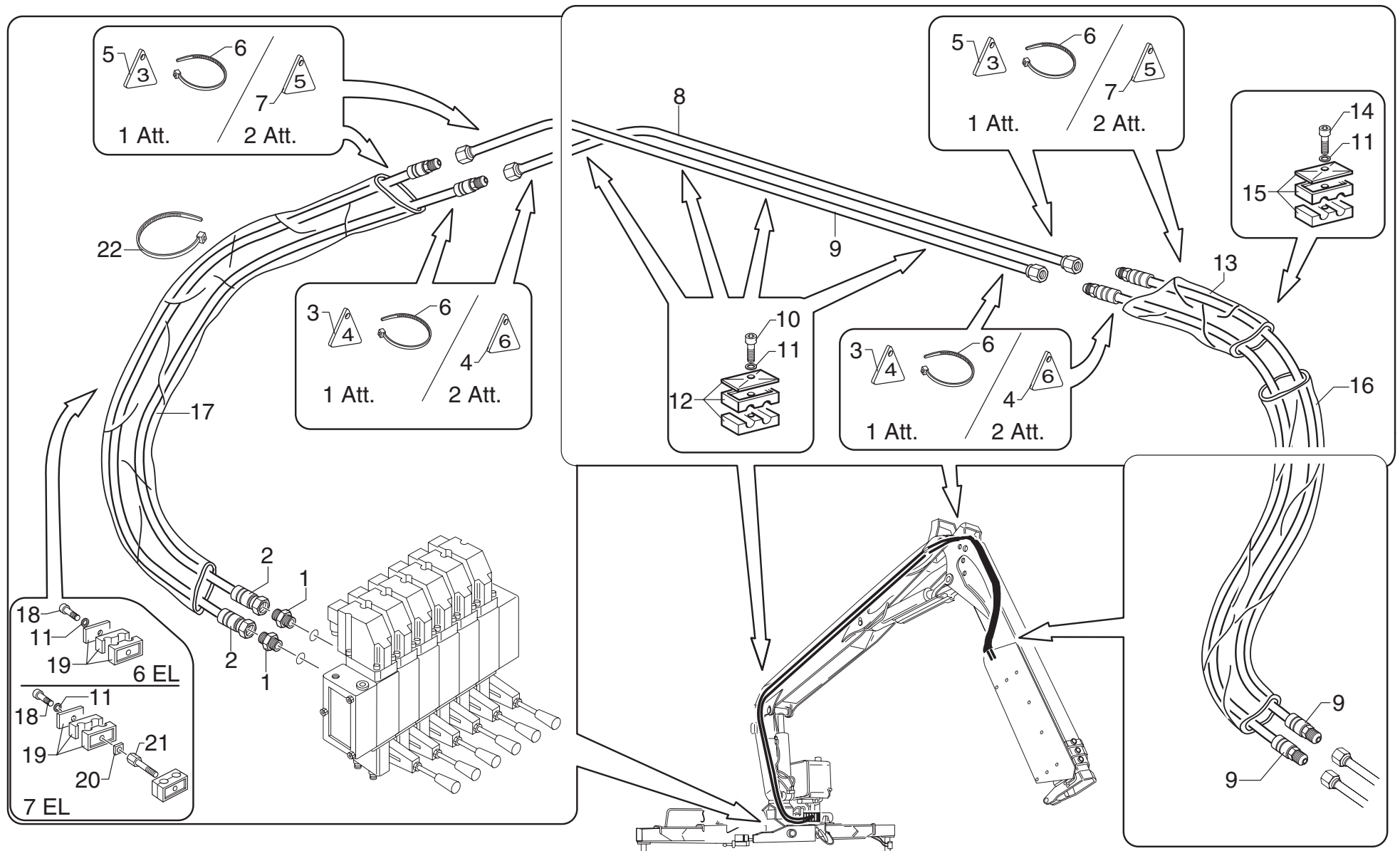
# COMANDO 1° - 2° ATTIVAZIONE CON "DANFOSS" (POSTO IN BASSO)

1st and 2nd activation control with "DANFOSS" (lowered operating position)

TAV. SV.01.02

matr. G.A39.0001

SERIE  
Wall Board



**Wall Board****matr. G.A39.0001****TAV. SV.01.02**

POS.	N° CODICE / CODE N°	Q.	DESCRIZIONE	DESCRIPTION
1	409586	4	RACCORDO	FITTING
2	486747	4	TUBO IN GOMMA	HOSE
3	473219	4	TARGHETTA	DECAL
4	473221	4	TARGHETTA	DECAL
5	473218	4	TARGHETTA	DECAL
6	207023	16	FASCETTA	CLAMP
7	473220	4	TARGHETTA	DECAL
8	493107	4	TUBO IN FERRO	IRON PIPE
9	482164	4	TUBO IN GOMMA	HOSE
10	497135	8	VITE	SCREW
11	417025	14	RONDELLA	WASHER
12	353052	8	MORSETTO	FASTENING UNIT
13	276073	1	GUAINA	SHEATH
14	497138	2	VITE	SCREW
15	353055	2	MORSETTO	FASTENING UNIT
16	276075	1	GUAINA	SHEATH
17	276031	1	GUAINA	SHEATH
18	497136	2	VITE	SCREW
19	353080	2	MORSETTO	FASTENING UNIT
20	417210	1	RONDELLA	WASHER
21	498113	1	VITE	SCREW
22	207064	1	FASCETTA	CLAMP



**Wall Board****matr. G.A39.0001****TAV. SV.01.03**

POS.	N° CODICE / CODE N°	Q.	DESCRIZIONE	DESCRIPTION
1	409586	4	RACCORDO	FITTING
2	486182	4	TUBO IN GOMMA	HOSE
3	473219	4	TARGHETTA	DECAL
4	473221	4	TARGHETTA	DECAL
5	473218	4	TARGHETTA	DECAL
6	207023	16	FASCETTA	CLAMP
7	473220	4	TARGHETTA	DECAL
8	493107	4	TUBO IN FERRO	IRON PIPE
9	486769	4	TUBO IN GOMMA	HOSE
10	497135	8	VITE	SCREW
11	417025	12	RONDELLA	WASHER
12	353052	8	MORSETTO	FASTENING UNIT
13	276073	1	GUAINA	SHEATH
14	497138	2	VITE	SCREW
15	353055	2	MORSETTO	FASTENING UNIT
16	276075	1	GUAINA	SHEATH
17	164108	1	COLONNETTA	STUD
18	417092	2	RONDELLA	WASHER
19	276071	1	GUAINA	SHEATH
20	207064	2	FASCETTA	CLAMP



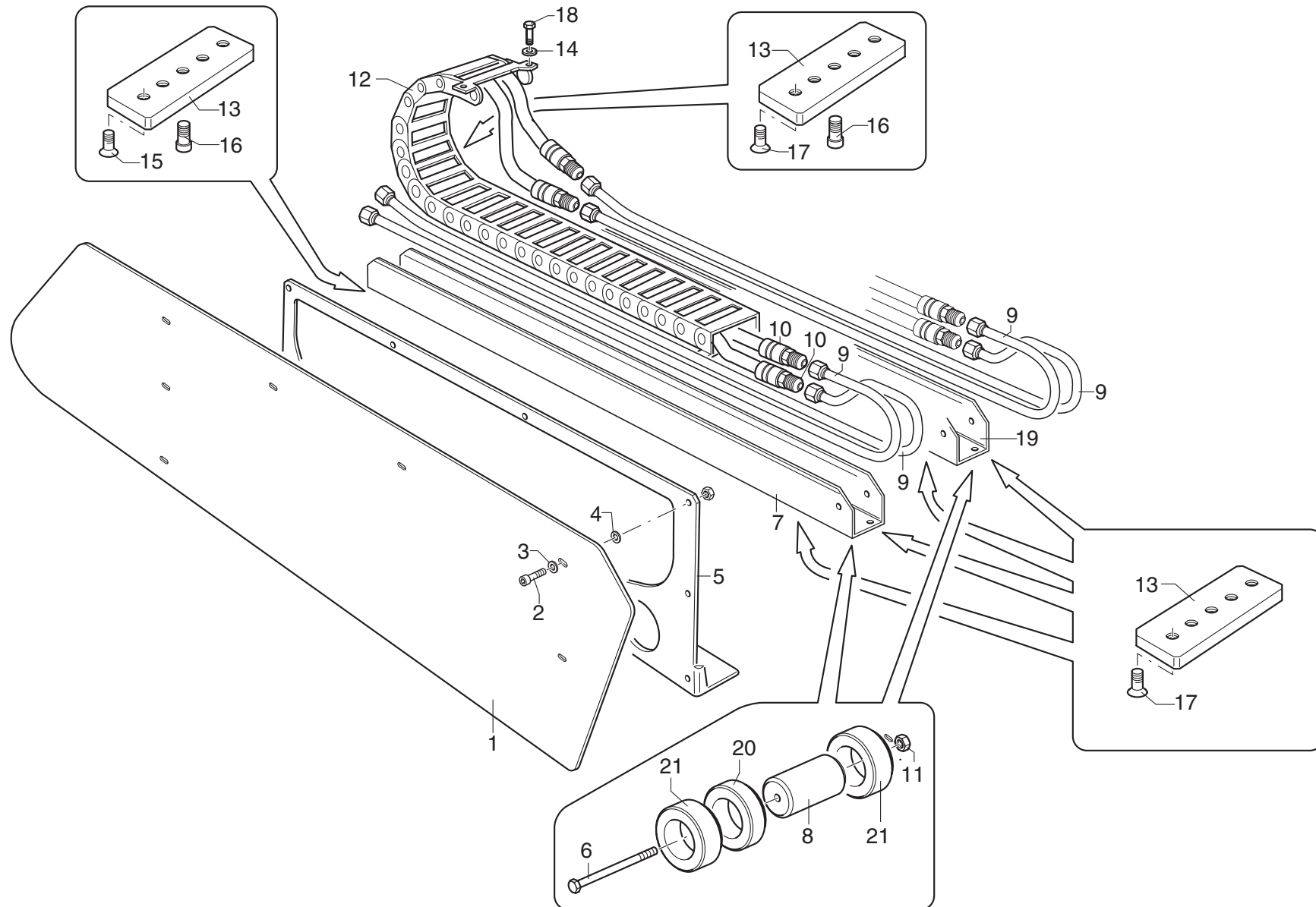
**COMPLETAMENTO 1a E 2a ATTIVAZIONE (WB 44')**

*Completing material 1st and 2nd supplm. activation*

TAV. SV.02.01 1/2

matr. G.A39.0001

**SERIE  
Wall Board**





**Wall Board 44'****matr. G.A39.0001****TAV. SV.02.01 1/2**

POS.	N° CODICE / CODE N°	Q.	DESCRIZIONE	DESCRIPTION
1	176230	1	CARTER	CASING
2	497130	12	VITE	SCREW
3	417004	12	RONDELLA	WASHER
4	417025	12	RONDELLA	WASHER
5	466441	1	SUPPORTO	SUPPORT
6	497357	2	VITE	SCREW
7	466405	1	SUPPORTO	SUPPORT
8	429059	2	RULLO	ROLLER
9	433111	8	TUBO IN FERRO	IRON PIPE
10	486817	4	TUBO IN GOMMA	HOSE
11	191162	2	DADO	NUT
12	151034	1	CATENA	CHAIN
13	459146	6	STAFFA	BRACKET
14	417002	4	RONDELLA	WASHER
15	497216	2	VITE	SCREW
16	497209	6	VITE	SCREW
17	497449	14	VITE	SCREW
18	497233	4	VITE	SCREW
19	466399	1	SUPPORTO	SUPPORT
20	136461	6	BOCCOLA	BUSHING
21	136462	4	BOCCOLA	BUSHING



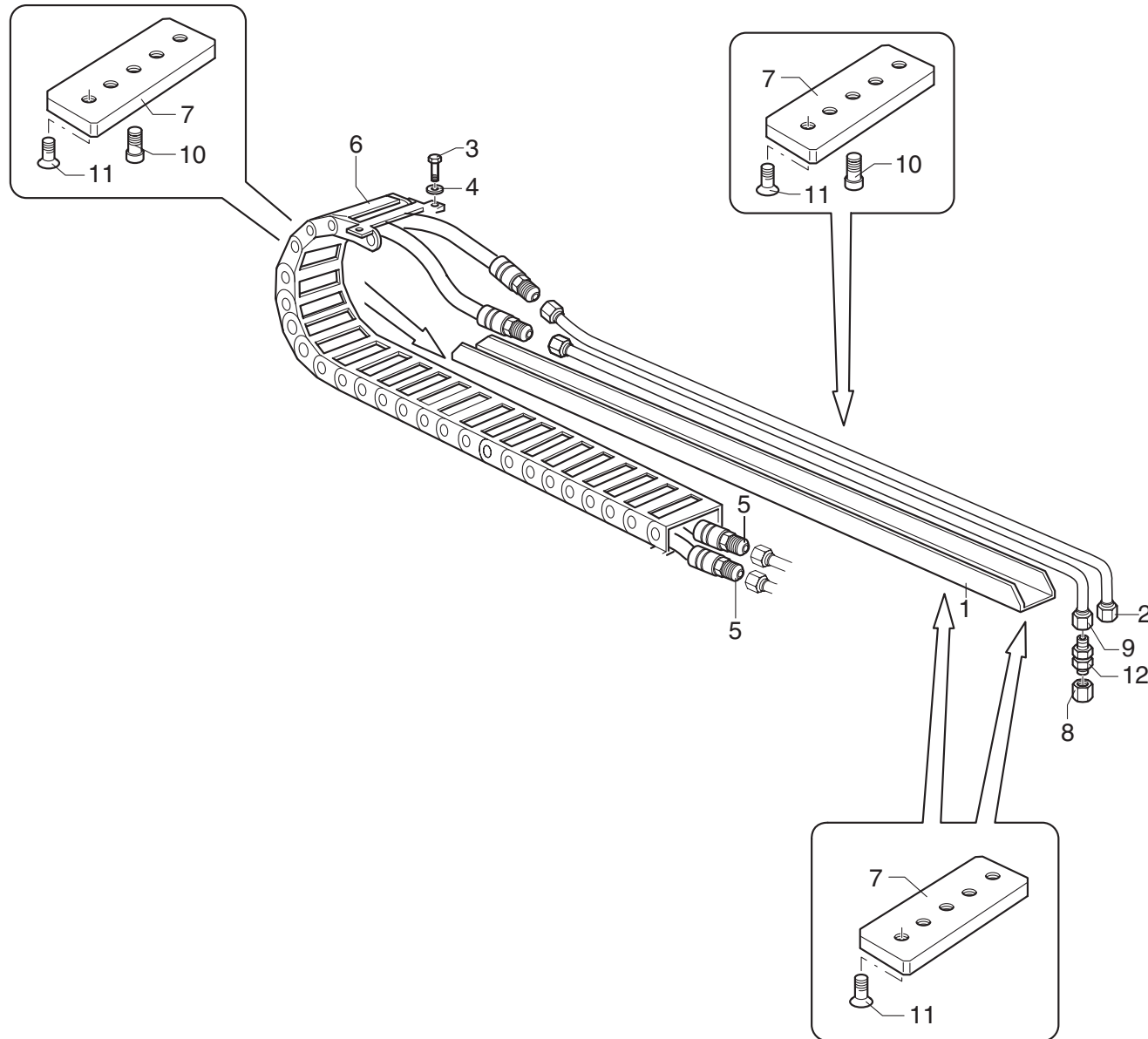
# COMPLETAMENTO 1a E 2a ATTIVAZIONE (WB 44')

Completing material 1st and 2nd supplm. activation

TAV. SV.02.01 2/2

matr. G.A39.0001

SERIE  
Wall Board



**Wall Board 44'****matr. G.A39.0001****TAV. SV.02.01 2/2**

POS.	N° CODICE / CODE N°	Q.	DESCRIZIONE	DESCRIPTION
1	466400	1	SUPPORTO	SUPPORT
2	493109	2	TUBO IN FERRO	IRON PIPE
3	497233	4	VITE	SCREW
4	417002	4	RONDELLA	WASHER
5	486817	4	TUBO IN GOMMA	HOSE
6	151034	1	CATENA	CHAIN
7	459146	7	STAFFA	BRACKET
8	471151	4	TAPPO	CAP
9	493110	2	TUBO IN FERRO	IRON PIPE
10	497209	9	VITE	SCREW
11	497449	14	VITE	SCREW
12	410164	4	RACCORDO	FITTING



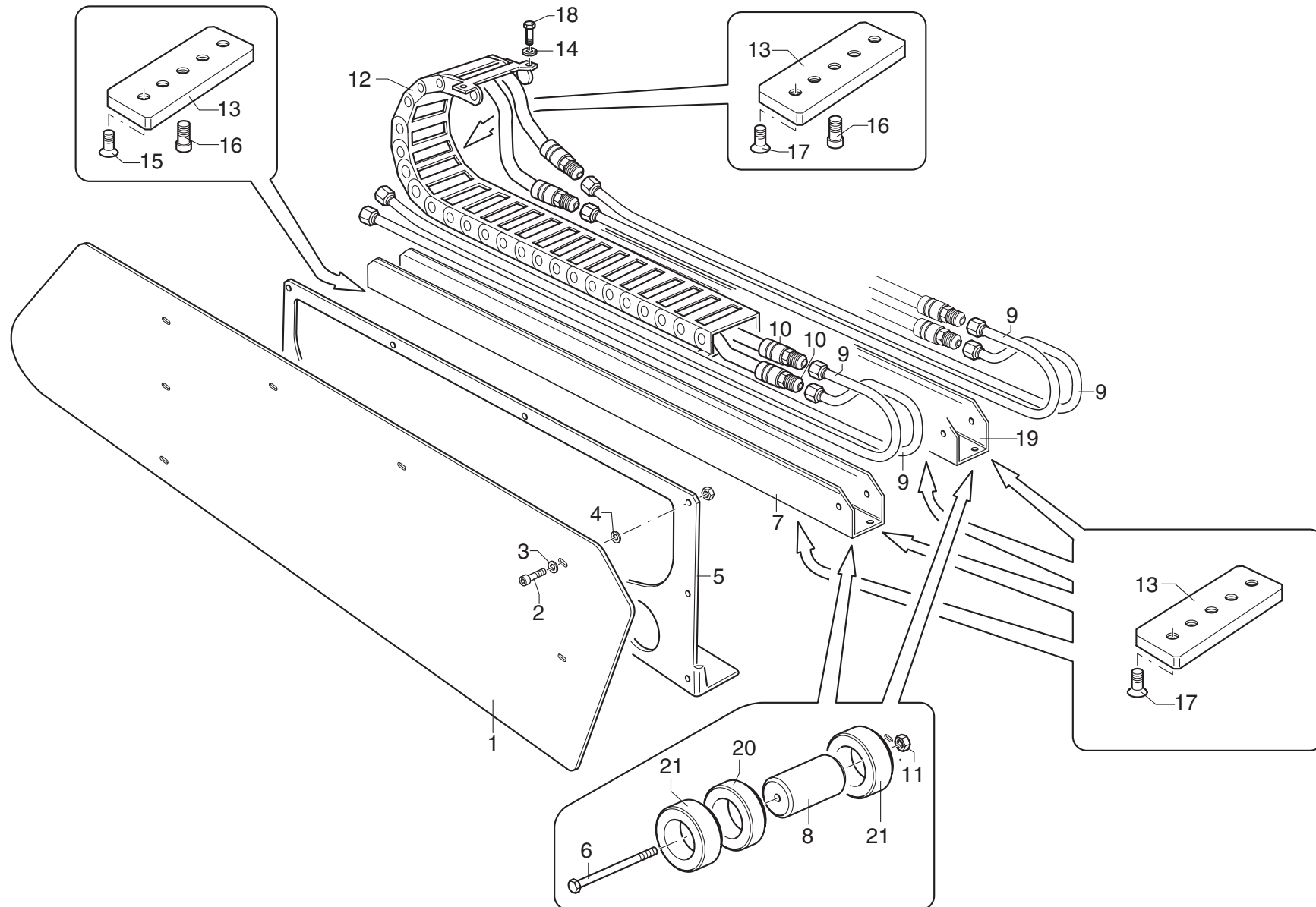
# COMPLETAMENTO 1a E 2a ATTIVAZIONE (WB 52')

Completing material 1st and 2nd supplem. activation

TAV. SV.03.01 1/2

matr. G.A39.0001

SERIE  
Wall Board



**Wall Board 52'****matr. G.A39.0001****TAV. SV.03.01 1/2**

POS.	N° CODICE / CODE N°	Q.	DESCRIZIONE	DESCRIPTION
1	176230	1	CARTER	CASING
2	497130	12	VITE	SCREW
3	417004	12	RONDELLA	WASHER
4	417025	12	RONDELLA	WASHER
5	466441	1	SUPPORTO	SUPPORT
6	497357	2	VITE	SCREW
7	466405	1	SUPPORTO	SUPPORT
8	429059	2	RULLO	ROLLER
9	433111	8	TUBO IN FERRO	IRON PIPE
10	486817	4	TUBO IN GOMMA	HOSE
11	191162	2	DADO	NUT
12	151034	1	CATENA	CHAIN
13	459146	6	STAFFA	BRACKET
14	417002	4	RONDELLA	WASHER
15	497216	2	VITE	SCREW
16	497209	6	VITE	SCREW
17	497449	14	VITE	SCREW
18	497233	4	VITE	SCREW
19	466399	1	SUPPORTO	SUPPORT
20	136461	6	BOCCOLA	BUSHING
21	136462	4	BOCCOLA	BUSHING



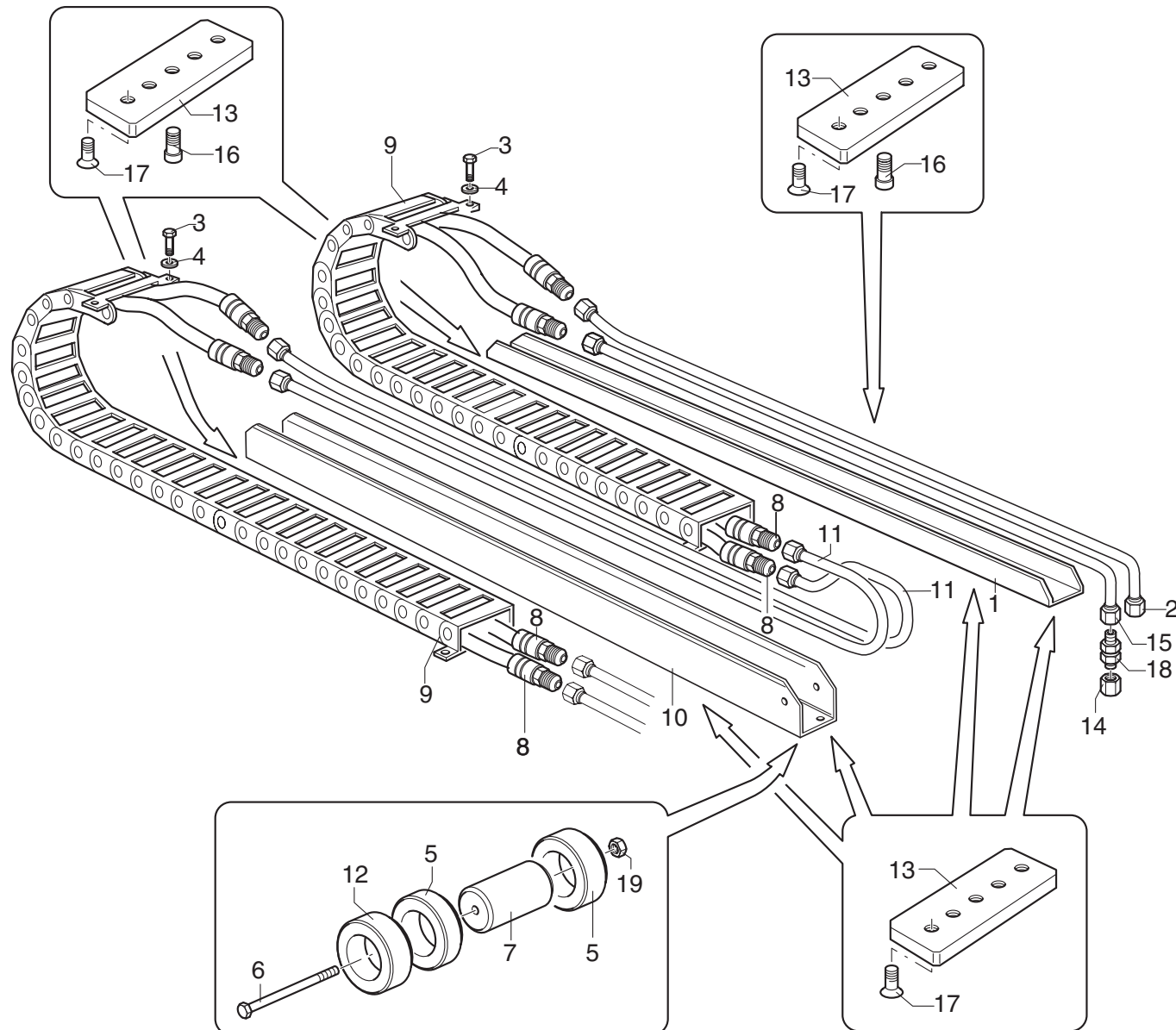
# COMPLETAMENTO 1a E 2a ATTIVAZIONE (WB 52')

Completing material 1st and 2nd supplm. activation

TAV. SV.03.01 2/2

matr. G.A39.0001

SERIE  
Wall Board



POS.	N° CODICE / CODE N°	Q.	DESCRIZIONE	DESCRIPTION
1	466400	1	SUPPORTO	SUPPORT
2	493109	2	TUBO IN FERRO	IRON PIPE
3	497233	8	VITE	SCREW
4	417002	8	RONDELLA	WASHER
5	136461	3	BOCCOLA	BUSHING
6	497357	1	VITE	SCREW
7	429059	1	RULLO	ROLLER
8	486817	8	TUBO IN GOMMA	HOSE
9	151034	2	CATENA	CHAIN
10	466399	1	SUPPORTO	SUPPORT
11	493111	4	TUBO IN FERRO	IRON PIPE
12	136462	2	BOCCOLA	BUSHING
13	459146	7	STAFFA	BRACKET
14	471151	4	TAPPO	CAP
15	493110	2	TUBO IN FERRO	IRON PIPE
16	497209	9	VITE	SCREW
17	497449	14	VITE	SCREW
18	410164	4	RACCORDO	FITTING
19	191162	2	DADO	NUT



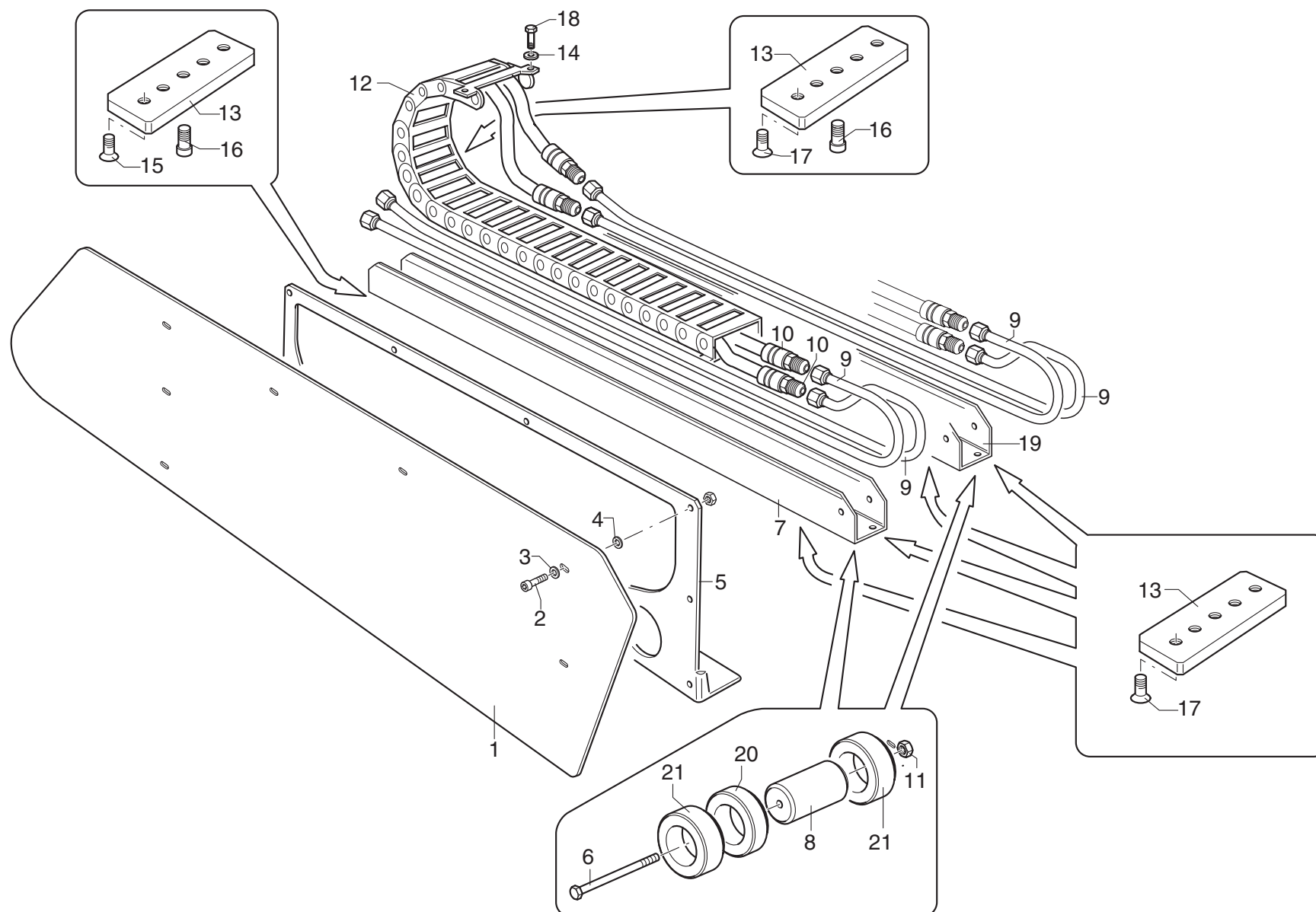
# COMPLETAMENTO 1a E 2a ATTIVAZIONE (WB 60')

Completing material 1st and 2nd suppl. activation

TAV. SV.04.01 1/2

matr. G.A39.0001

SERIE  
Wall Board





**Wall Board 60'****matr. G.A39.0001****TAV. SV.04.01 1/2**

POS.	N° CODICE / CODE N°	Q.	DESCRIZIONE	DESCRIPTION
1	176230	1	CARTER	CASING
2	497130	12	VITE	SCREW
3	417004	12	RONDELLA	WASHER
4	417025	12	RONDELLA	WASHER
5	466441	1	SUPPORTO	SUPPORT
6	497357	2	VITE	SCREW
7	466405	1	SUPPORTO	SUPPORT
8	429059	2	RULLO	ROLLER
9	433111	8	TUBO IN FERRO	IRON PIPE
10	486817	4	TUBO IN GOMMA	HOSE
11	191162	2	DADO	NUT
12	151034	1	CATENA	CHAIN
13	459146	6	STAFFA	BRACKET
14	417002	4	RONDELLA	WASHER
15	497216	2	VITE	SCREW
16	497209	6	VITE	SCREW
17	497449	14	VITE	SCREW
18	497233	4	VITE	SCREW
19	466399	1	SUPPORTO	SUPPORT
20	136461	6	BOCCOLA	BUSHING
21	136462	4	BOCCOLA	BUSHING



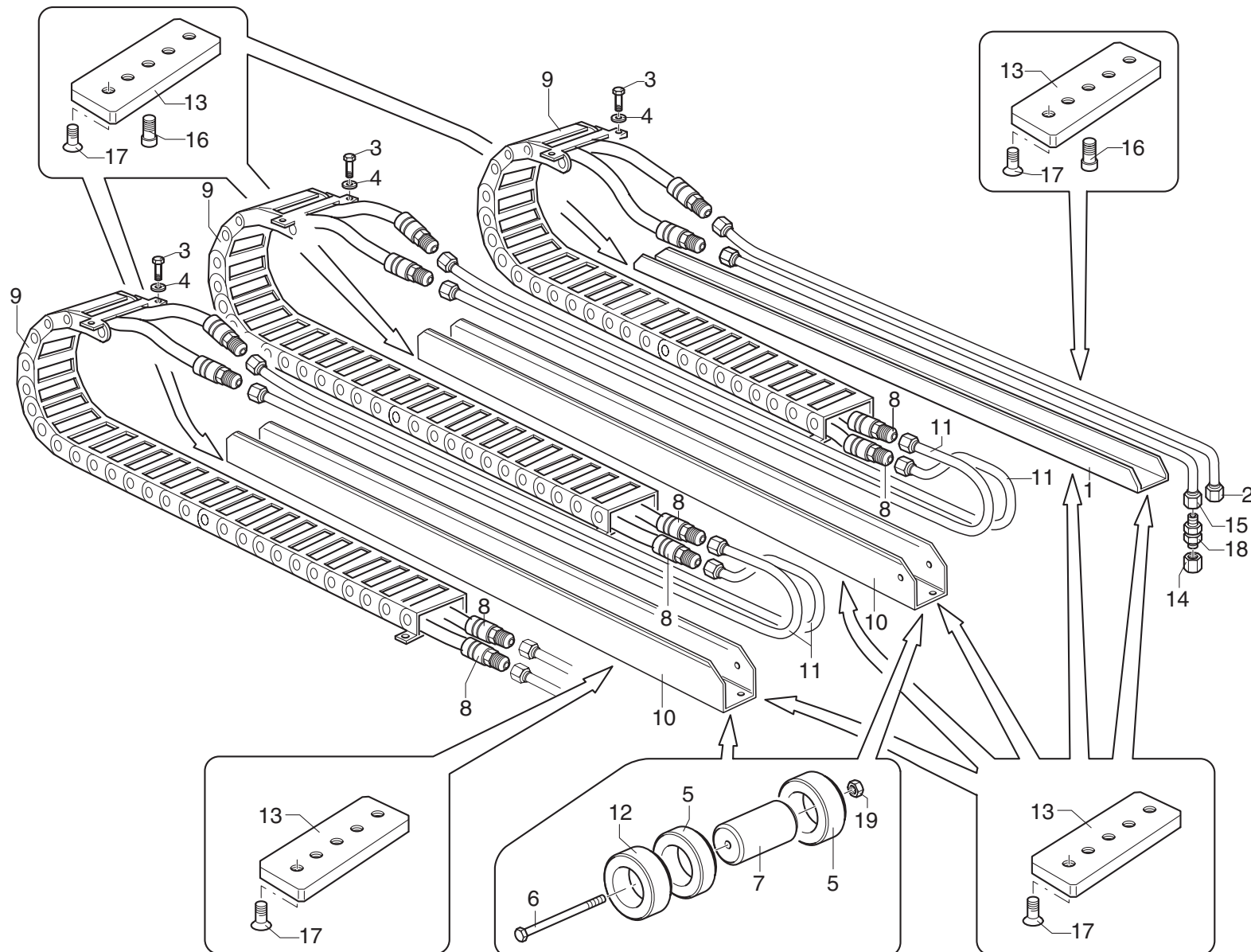
# COMPLETAMENTO 1a E 2a ATTIVAZIONE (WB 60')

Completing material 1st and 2nd supplm. activation

TAV. SV.04.01 2/2

matr. G.A39.0001

SERIE  
Wall Board



**Wall Board 60'****matr. G.A39.0001****TAV. SV.04.01 2/2**

POS.	N° CODICE / CODE N°	Q.	DESCRIZIONE	DESCRIPTION
1	466400	1	SUPPORTO	SUPPORT
2	493109	2	TUBO IN FERRO	IRON PIPE
3	497233	12	VITE	SCREW
4	417002	12	RONDELLA	WASHER
5	136461	6	BOCCOLA	BUSHING
6	497357	2	VITE	SCREW
7	429059	2	RULLO	ROLLER
8	486817	12	TUBO IN GOMMA	HOSE
9	151034	3	CATENA	CHAIN
10	466399	2	SUPPORTO	SUPPORT
11	493111	8	TUBO IN FERRO	IRON PIPE
12	136462	4	BOCCOLA	BUSHING
13	459146	10	STAFFA	BRACKET
14	471151	4	TAPPO	CAP
15	493110	2	TUBO IN FERRO	IRON PIPE
16	497209	12	VITE	SCREW
17	497499	20	VITE	SCREW
18	410164	4	RACCORDO	FITTING
19	191162	2	DADO	NUT



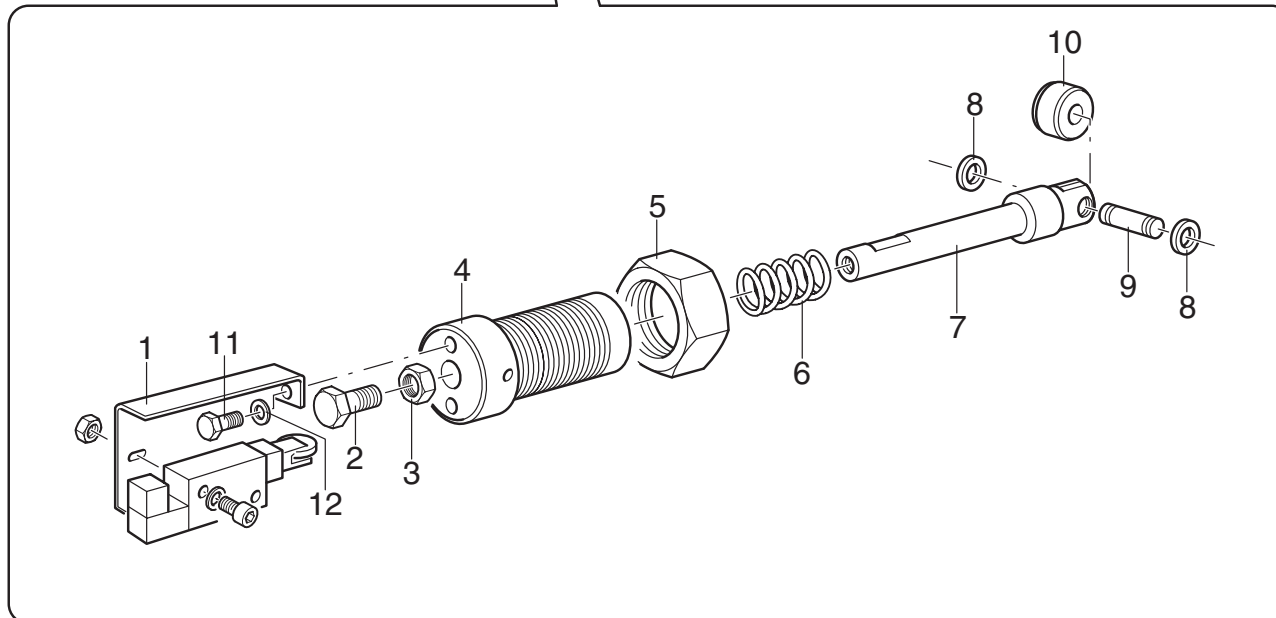
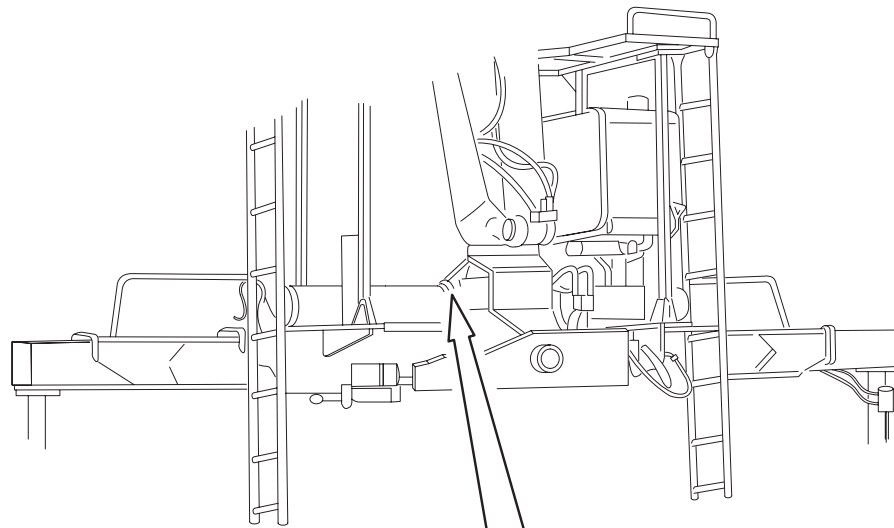
# LIMITATORE DI ROTAZIONE

*Slewing control device*

TAV. SW.01.01

matr. G.A39.0001

SERIE  
Wall Board



**Wall Board**

matr. G.A39.0001

TAV. SW.01.01

POS.	N° CODICE / CODE N°	Q.	DESCRIZIONE	DESCRIPTION
1	302266	1	LAMIERA	PLATE
2	497017	1	VITE	SCREW
3	191034	1	DADO	NUT
4	135468	1	BOCCOLA	BUSHING
5	191070	1	DADO	NUT
6	349310	1	MOLLA	SPRING
7	380045	1	PERNO	PIN
8	109159	2	ANELLO	RING
9	379322	1	PERNO	PIN
10	429023	1	RULLO	ROLLER
11	497110	2	VITE	SCREW
12	417050	2	RONDELLA	WASHER



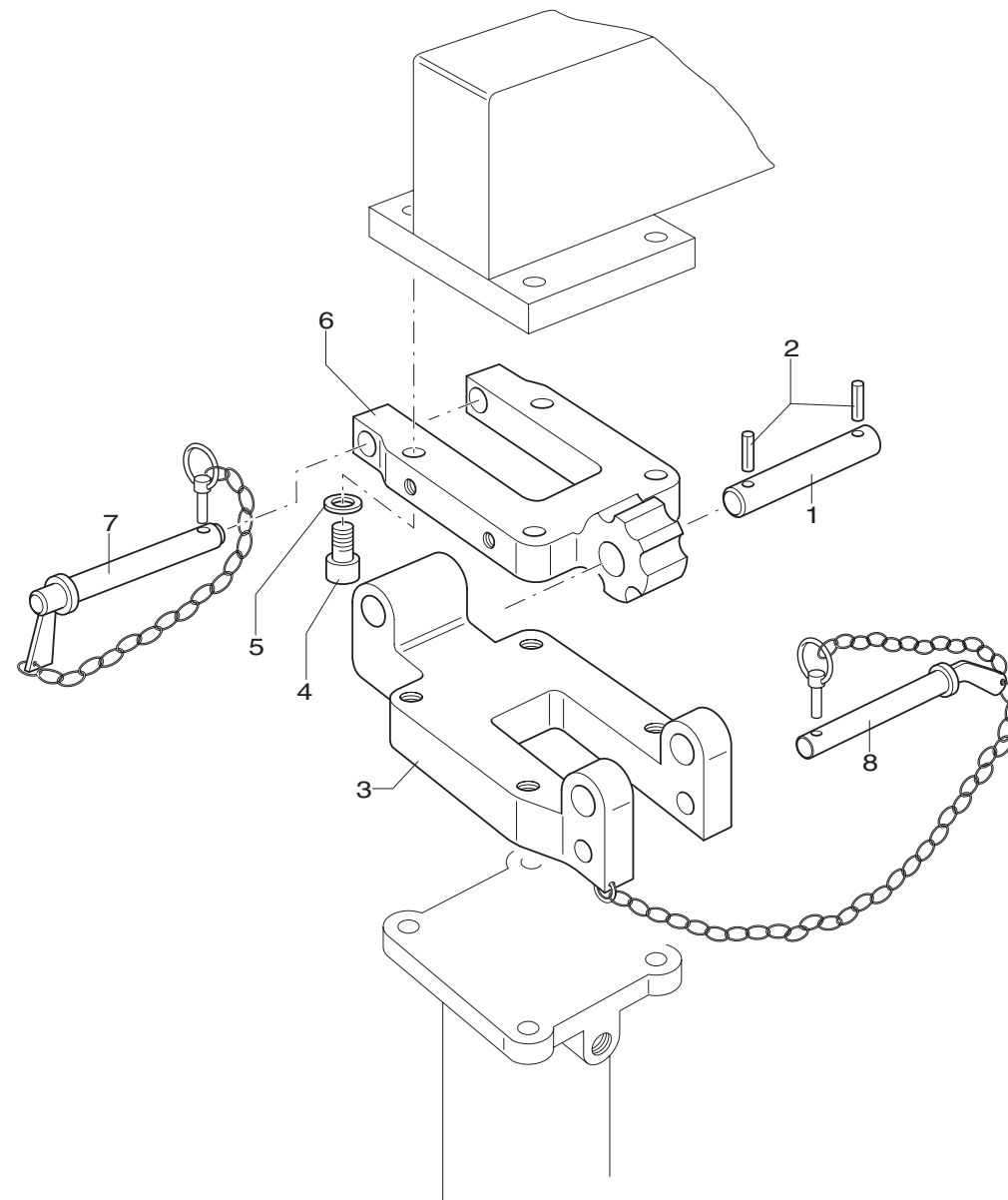
# KIT ATTACCO ROTANTE

*Rotation coupling kit*

TAV. SX.01.01

matr. G.A39.0001

SERIE  
Wall Board



**Wall Board**

matr. G.A39.0001

TAV. SX.01.01

POS.	N° CODICE / CODE N°	Q.	DESCRIZIONE	DESCRIPTION
1	380032	1	PERNO	PIN
2	455007	2	SPINA	PIN
3	466097	1	SUPPORTO	SUPPORT
4	498097	4	VITE	SCREW
5	417033	4	RONDELLA	WASHER
6	466098	1	SUPPORTO	SUPPORT
7	380056	1	PERNO	PIN
8	380055	1	PERNO	PIN



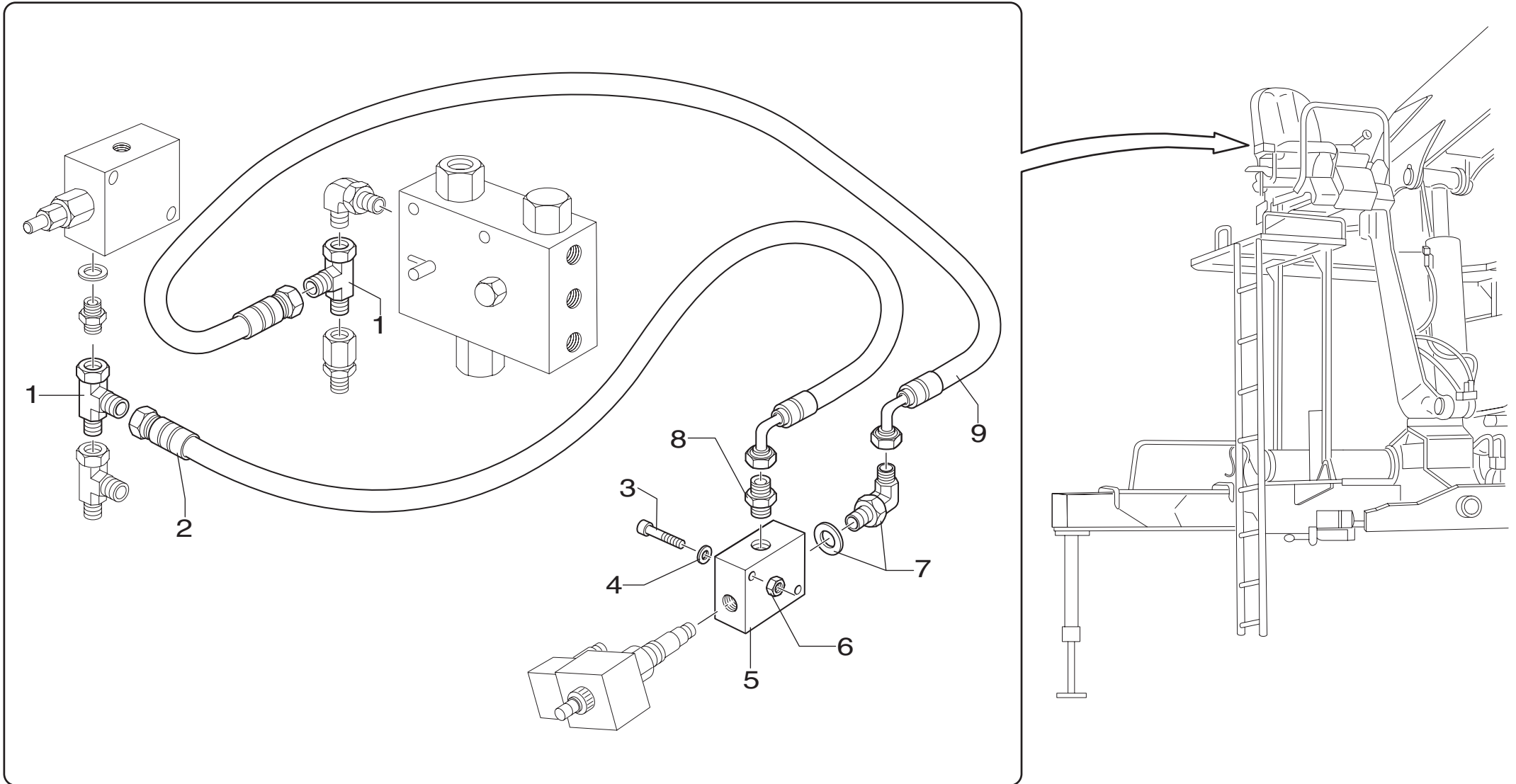
**IMPIANTO COLLEGAMENTO ELETTROVALVOLA-EMERGENZA (POSTO IN ALTO)**

*System connection solenoid valve-emergency device (raised operating position)*

TAV. SX.02.01

matr. G.A39.0001

**SERIE  
Wall Board**





**Wall Board**

matr. G.A39.0001

TAV. SX.02.01

POS.	N° CODICE / CODE N°	Q.	DESCRIZIONE	DESCRIPTION
1	409599	2	RACCORDO	FITTING
2	485949	1	TUBO IN GOMMA	HOSE
3	497124	2	VITE	SCREW
4	417003	2	RONDELLA	WASHER
5	204052	1	CARCASSA	CASING
6	191162	2	DADO	NUT
7	409619	1	RACCORDO	FITTING
8	409664	1	RACCORDO	FITTING
9	485964	1	TUBO IN GOMMA	HOSE



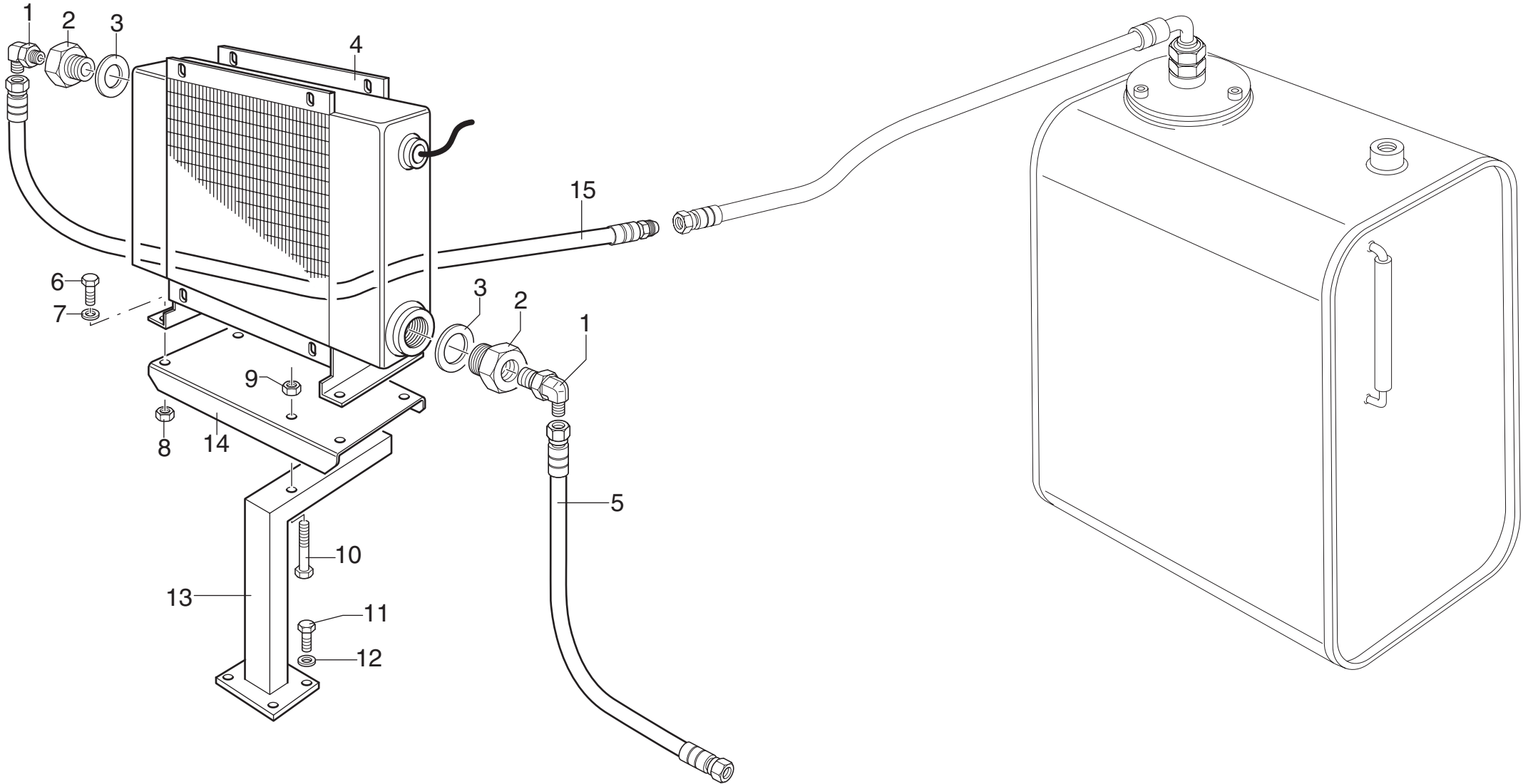
# SCAMBIATORE DI CALORE

Heat exchanger

TAV. SX.04.01

matr. G.A39.0001

SERIE  
Wall Board



**Wall Board****matr. G.A39.0001****TAV. SX.04.01**

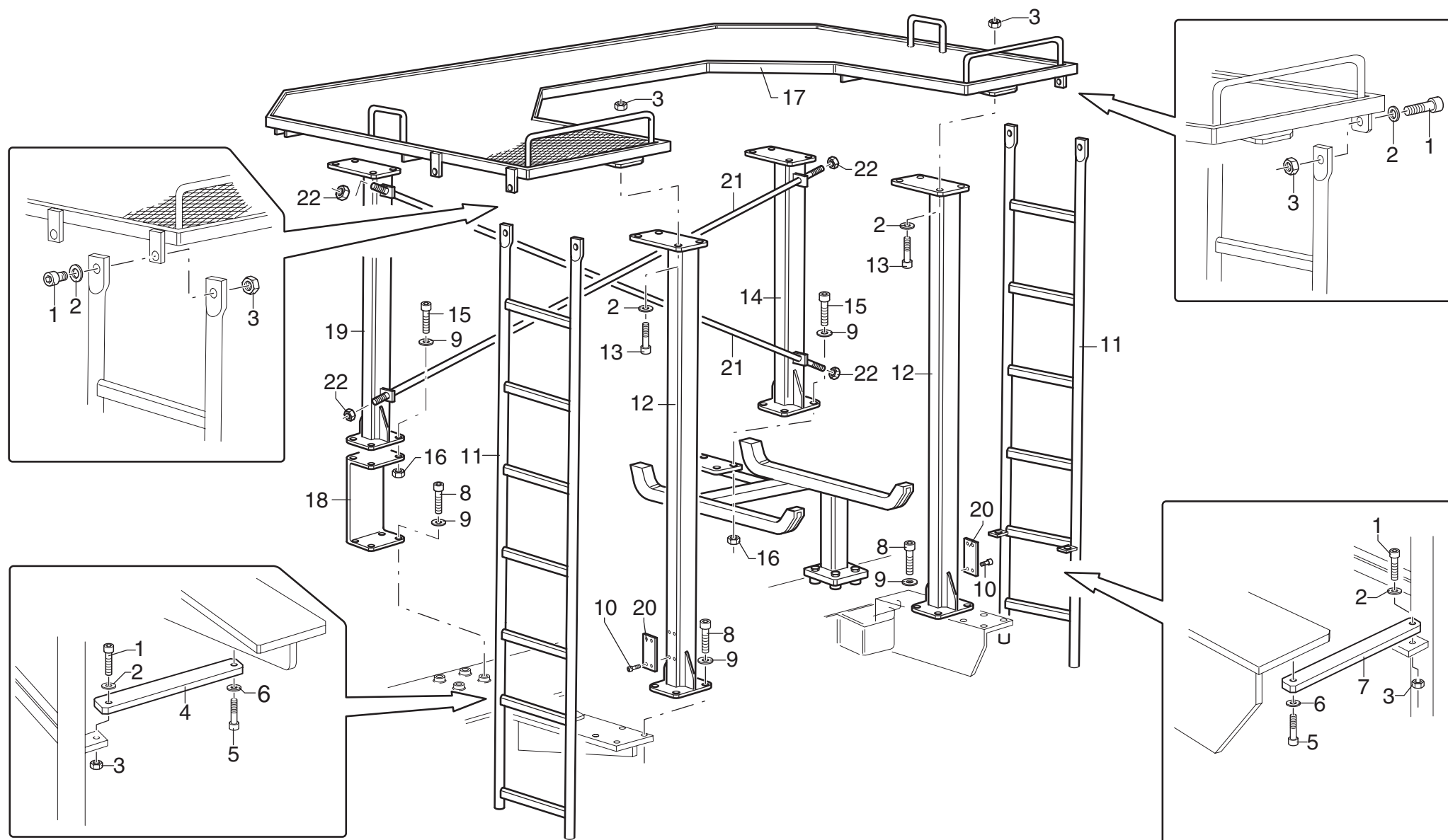
POS.	N° CODICE / CODE N°	Q.	DESCRIZIONE	DESCRIPTION
1	409116	2	RACCORDO	FITTING
2	409857	2	RACCORDO	FITTING
3	417220	2	RONDELLA	WASHER
4	618362	1	SCAMBIATORE DI CALORE (24V)	HEAT EXCHANGER
4	618365	1	SCAMBIATORE DI CALORE (12V)	HEAT EXCHANGER
5	486771	1	TUBOINGOMMA	HOSE
6	497147	4	VITE	SCREW
7	417005	4	RONDELLA	WASHER
8	191036	4	DADO	NUT
9	191090	3	DADO	NUT
10	497136	3	VITE	SCREW
11	497130	4	VITE	SCREW
12	417025	4	RONDELLA	WASHER
13	466115	1	SUPPORTO	SUPPORT
14	466118	1	SUPPORTO	SUPPORT
15	485841	1	TUBO IN FERRO	IRON PIPE



**PEDANA (POSTO IN ALTO)**  
*Platform (raised operating position)*

TAV. SX.05.01  
matr. G.A39.0001

**SERIE**  
**Wall Board**



**Wall Board****matr. G.A39.0001****TAV. SX.05.01**

POS.	N° CODICE / CODE N°	Q.	DESCRIZIONE	DESCRIPTION
1	497146	8	VITE	SCREW
2	417026	24	RONDELLA	WASHER
3	191206	24	DADO	NUT
4	481257	2	TIRANTE	TIEROD
5	497145	4	VITE	SCREW
6	417005	4	ROSETTA	WASHER
7	481256	2	TIRANTE	TIEROD
8	497174	12	VITE	SCREW
9	417028	20	RONDELLA	WASHER
10	497109	8	VITE	SCREW
11	377035	2	SCALA	LADDER
12	466312	2	SUPPORTO	SUPPORT
13	497148	16	VITE	SCREW
14	466254	1	SUPPORTO	SUPPORT
15	497177	8	VITE	SCREW
16	191160	8	DADO	NUT
17	377034	1	PEDANA	FLOOR PLATE
18	466909	1	SUPPORTO	SUPPORT
19	466932	1	SUPPORTO	SUPPORT
20	466966	2	SUPPORTO	SUPPORT
21	481295	2	TIRANTE	TIEROD
22	191089	4	DADO	NUT



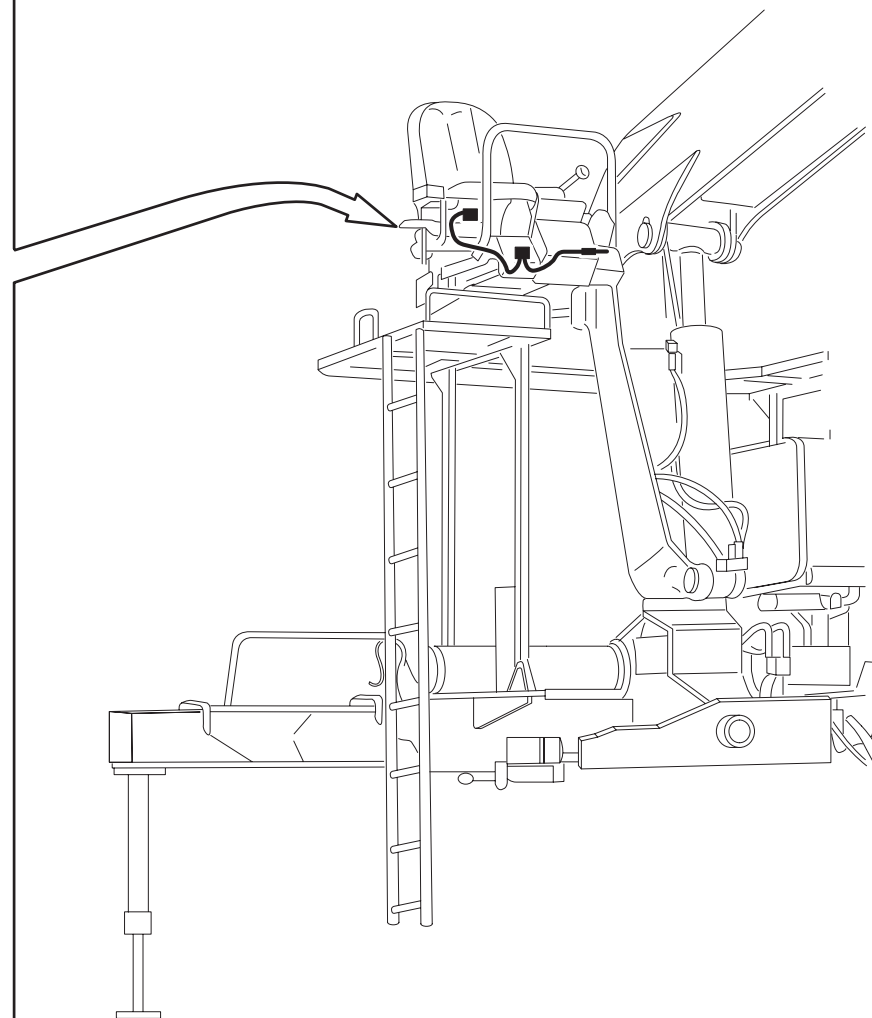
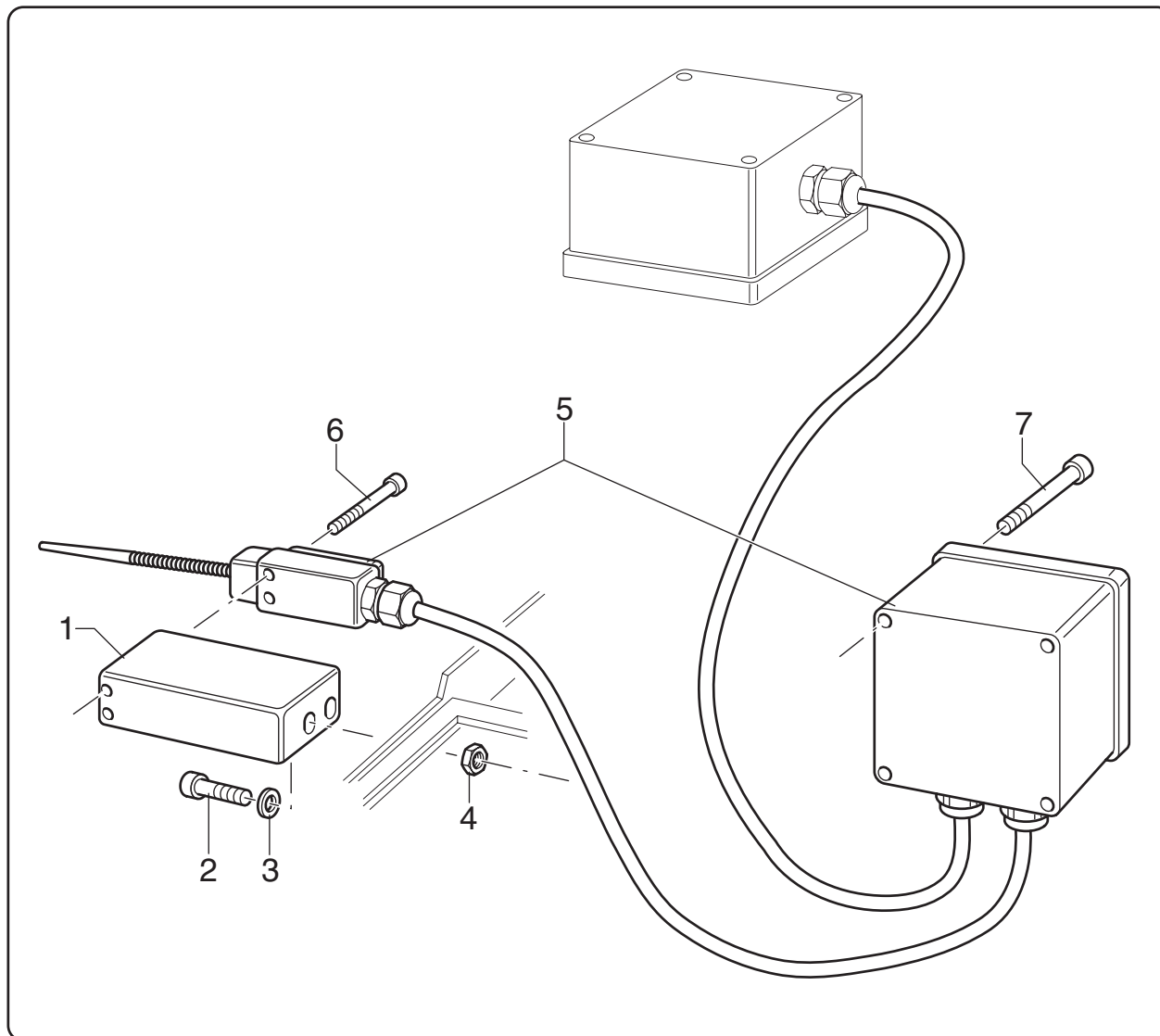
# AVVISATORE ACUSTICO ALTEZZA BRACCIO PRINCIPALE (POSTO IN ALTO)

*Acoustic alarm for the main arm height (raised operating position)*

TAV. SX.06.01

matr. G.A39.0001

**SERIE**  
**Wall Board**







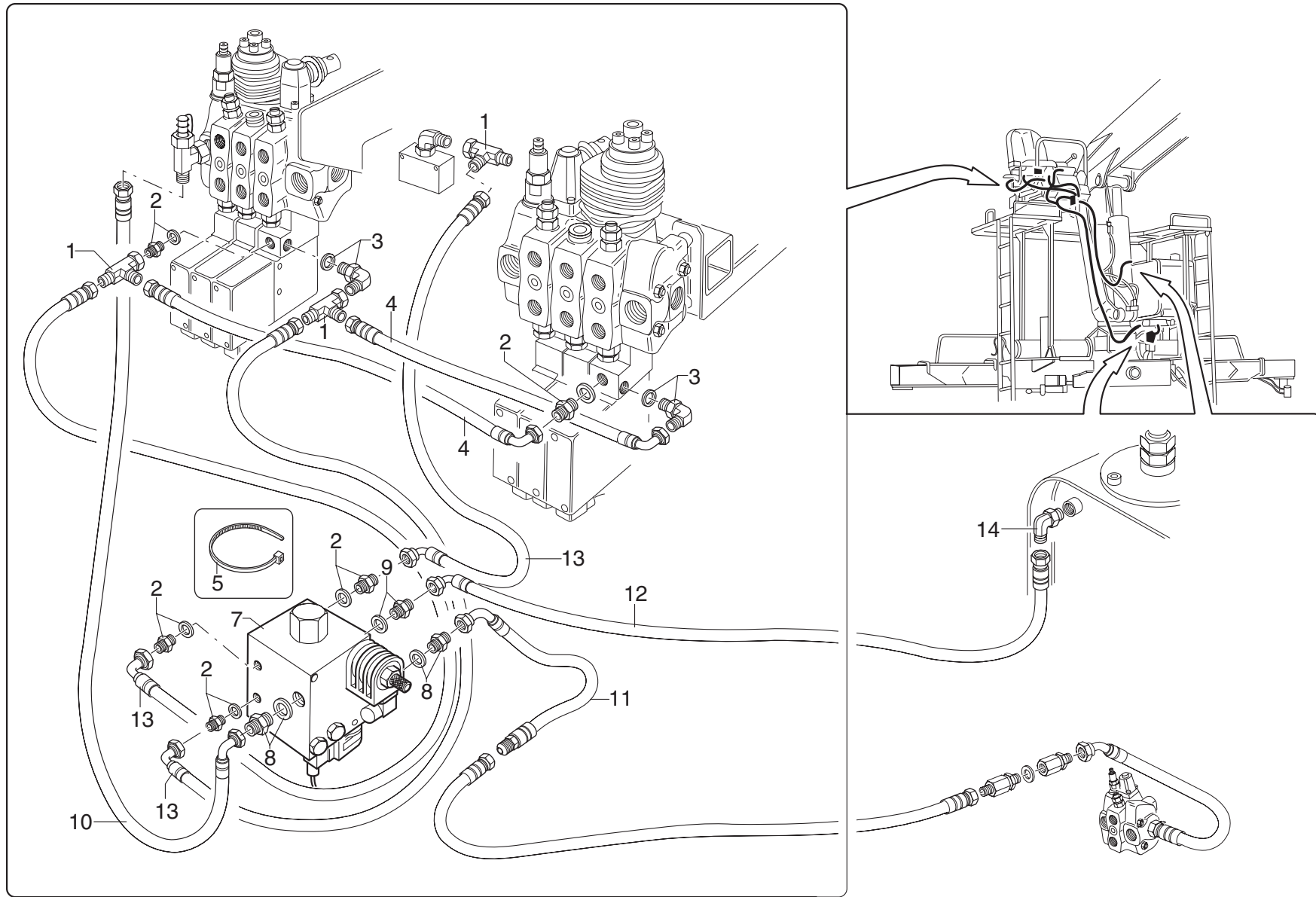
# IMPIANTO IDRAULICO COMANDO A DISTANZA CON "WALVOIL" (POSTO IN ALTO)

*Crane remote controls hydr. system with "WALVOIL" (raised operating position)*

TAV. SX.07.01 1/2

matr. G.A39.0001

SERIE  
Wall Board





**Wall Board**

matr. G.A39.0001

TAV. SX.07.01 1/2

POS.	N° CODICE / CODE N°	Q.	DESCRIZIONE	DESCRIPTION
1	409599	3	RACCORDO	FITTING
2	409664	5	RACCORDO	FITTING
3	409619	2	RACCORDO	FITTING
4	485964	2	TUBO IN GOMMA	HOSE
5	207064	10	FASCETTA	CLAMP
6	486121	2	TUBO IN GOMMA	HOSE
7	510305	1	VALVOLA	VALVE
8	409586	2	RACCORDO	FITTING
9	410077	1	RACCORDO	FITTING
10	486565	1	TUBO IN GOMMA	HOSE
11	486002	1	TUBO IN GOMMA	HOSE
12	486773	1	TUBO IN GOMMA	HOSE
13	486121	3	TUBO IN GOMMA	HOSE
14	409865	1	TUBO IN GOMMA	HOSE



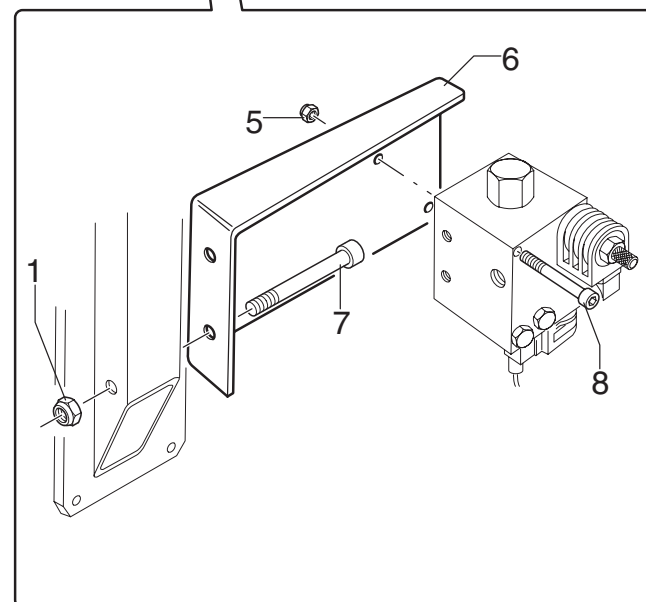
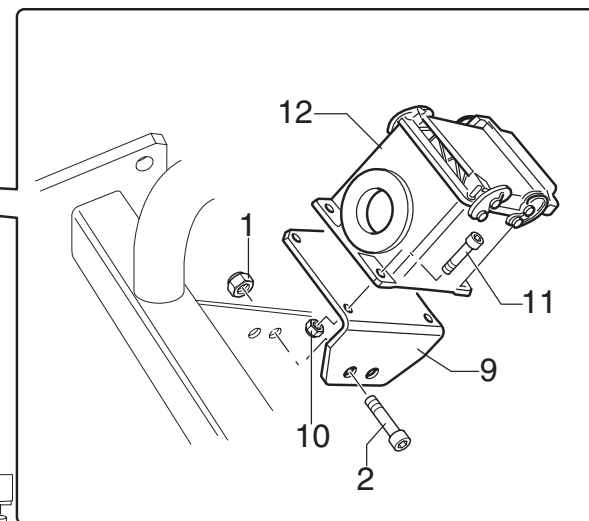
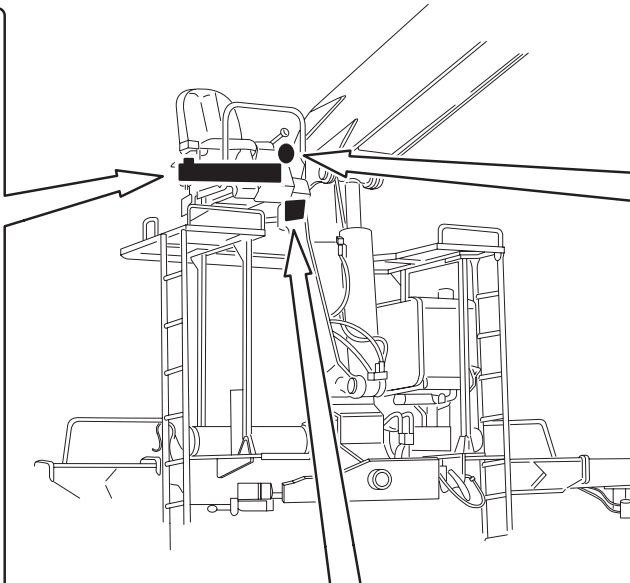
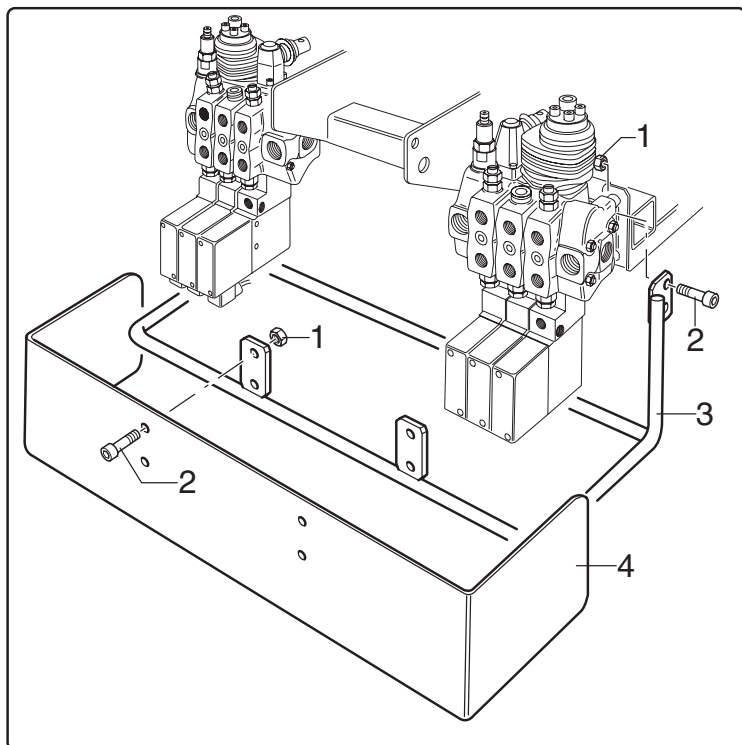
# IMPIANTO IDRAULICO COMANDO A DISTANZA CON "WALVOIL" (POSTO IN ALTO)

Crane remote controls hydr. system with "WALVOIL" (raised operating position)

TAV. SX.07.01 2/2

matr. G.A39.0001

SERIE  
Wall Board



**Wall Board**

matr. G.A39.0001

TAV. SX.07.01 2/2

POS.	N° CODICE / CODE N°	Q.	DESCRIZIONE	DESCRIPTION
1	191090	12	DADO	NUT
2	497132	10	VITE	SCREW
3	403227	1	PROTEZIONE	PROTECTION
4	403228	1	PROTEZIONE	PROTECTION
5	191162	2	DADO	NUT
6	466313	1	SUPPORTO	SUPPORT
7	497141	2	VITE	SCREW
8	497231	2	VITE	SCREW
9	466314	1	SUPPORTO	SUPPORT
10	191017	4	DADO	NUT
11	497112	4	VITE	SCREW
12	510502	1	PRESA	TAP