

N. Identif.	Quant.	Denominazione
3.379.177	1	Perno
4.236.002	4	Boccola
4.236.003	2	Boccola
4.236.004	1	Bilanciere
4.236.005	1	Bilanciere
4.236.006	2	Boccola
4.236.011	1	Perno
4.236.012	2	Perno
4.236.013	2	Perno
4.237.068	5	Ghiera
4.281.002	6	Ingrassatore
7.275.734	1	Kit biella
7.275.735	1	Kit mensola

ANTENNA H

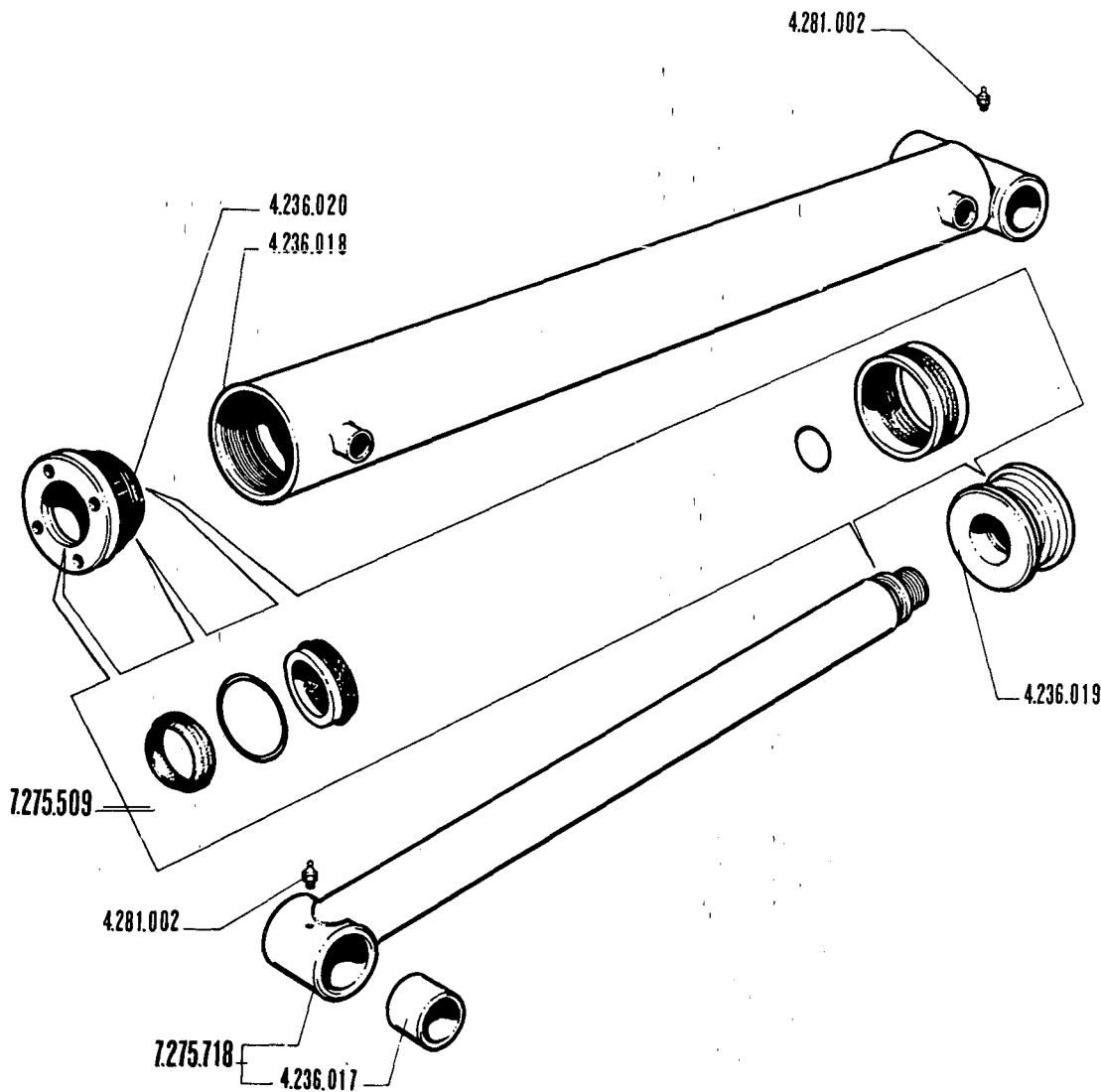
★ H IIb
★ Bras articule H

★ Antenne H
★ Antena H

PM 7002

40.001 S.071.0
1/2

B 3



N. Identif.	Quant.	Denominazione
4.236.017	1	Boccola
4.236.018	1	Cilindro
4.236.019	1	Pistone
4.236.020	1	Testata
4.281.002	2	Ingrassatore
7.275.509	1	Kit guarnizioni
7.275.718	1	Kit asta

MARTIN. SNODO ANTENNA H 4.236.126

★ Articulation cylinder

★ Gelenkzylinder

★ Verin d'articulation

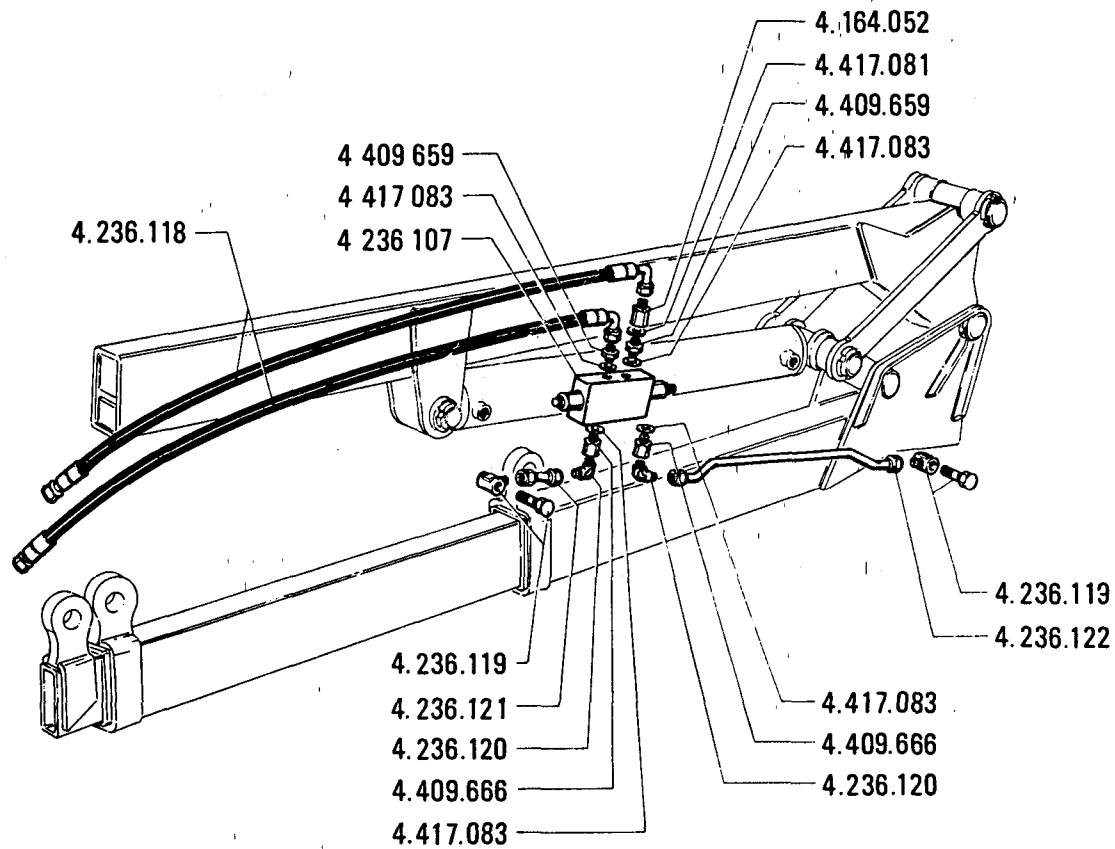
★ Cilindro a juntura articulada

PM 7002

40.001

S.072.0

B4



N. Identif.	Quant.	Denominazione
4.164.052	1	Colonna
4.236.107	1	Valvola
4.236.118	2	Tubo gomma
4.236.119	2	Raccordo
4.236.120	2	Raccordo
4.236.121	1	Tubo in ferro
4.236.122	1	Tubo in ferro
4.409.666	2	Raccordo
4.409.659	2	Raccordo
4.417.081	1	Rondella
4.417.083	4	Rondella

IMPIANTO IDRAULICO ANTENNA H

★ Hydraulic system

★ Circuit hydraulique

★ Hydraulikanlage

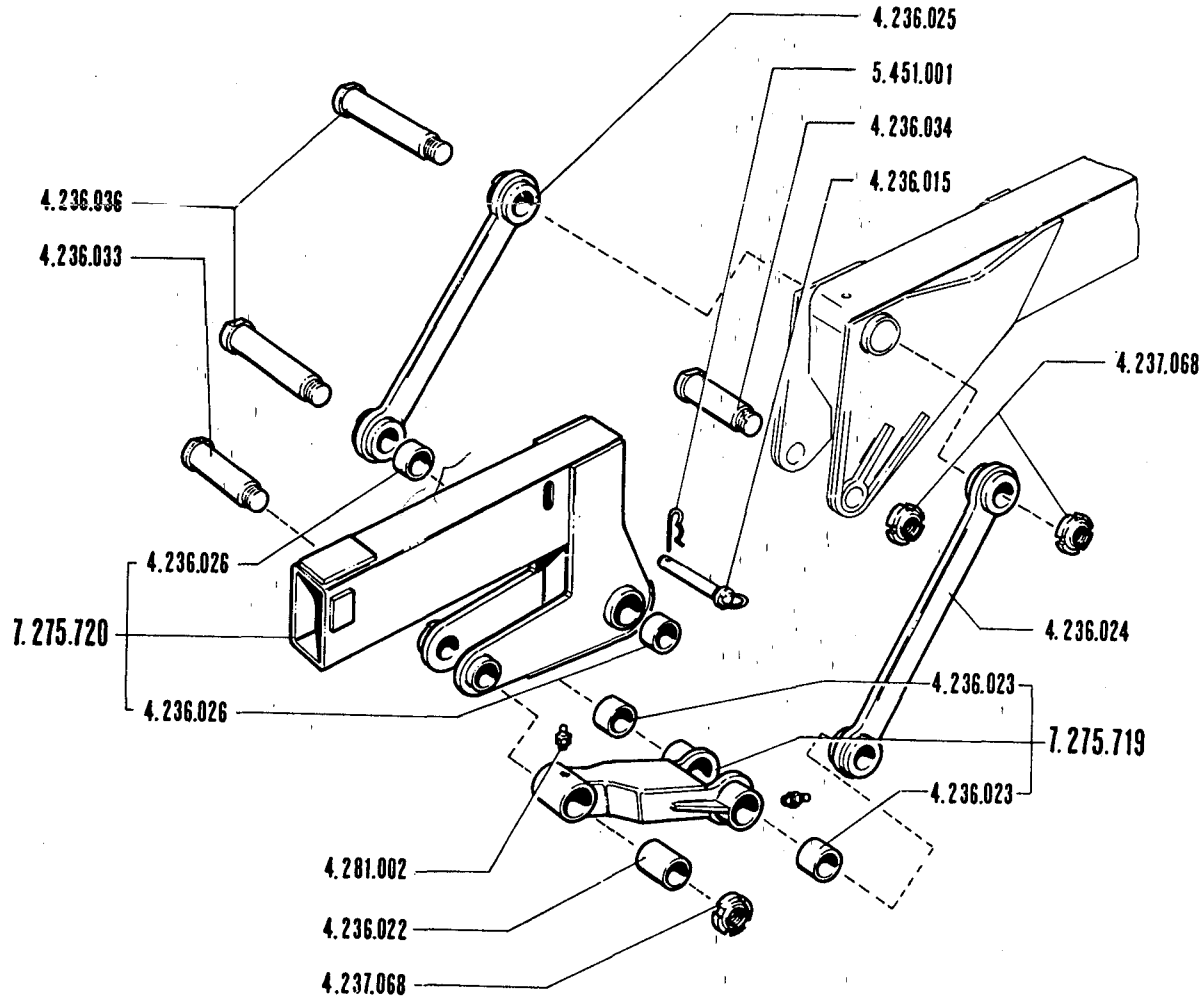
★ Instalacion hidraulico

PM 7002

40.001

S.073.0

B 6



N. Identif.	Quant.	Denominazione
4.236.015	1	Perno
4.236.022	1	Boccola
4.236.023	2	Boccola
4.236.024	1	Bilanciere
4.236.025	1	Bilanciere
4.236.026	2	Boccola
4.236.033	1	Perno
4.236.034	1	Perno
4.236.036	2	Perno
4.237.068	4	Ghiera
4.281.002	3	Ingrassatore
5.451.001	1	Spilla sicurezza
7.275.719	1	Kit biella
7.275.720	1	Kit mensola

ANTENNA HR

★ HR jib

★ Bras articule HR

★ Antenne HR

★ Antena HR

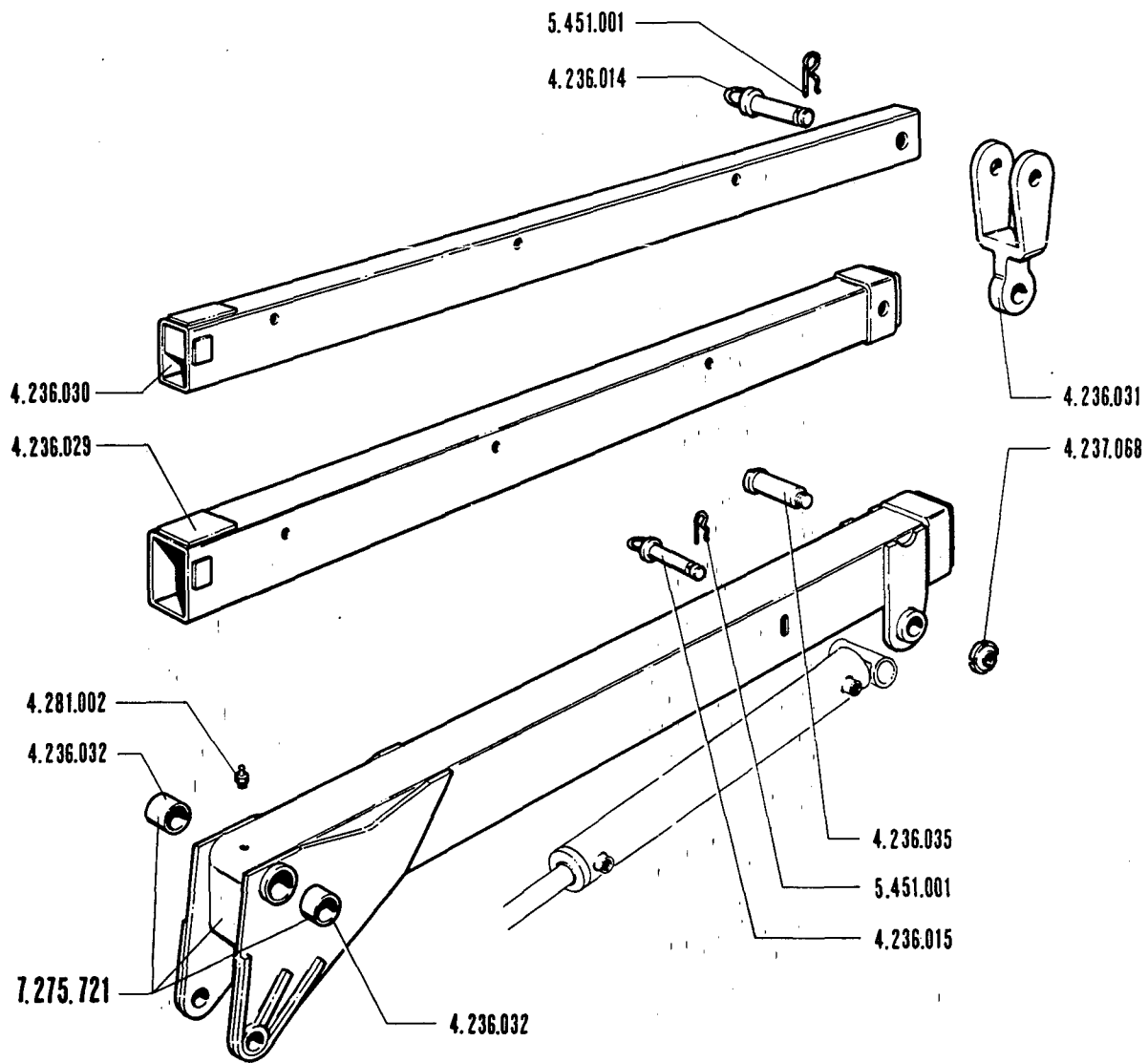
PM 7002

40.001

S.074.0

1/2

B7



N. Identif.	Quant.	Denominazione
4.236.014	1	Perno
4.236.015	1	Perno
4.236.029	1	Braccio
4.236.030	1	Braccio
4.236.031	1	Attacco gancio
4.236.032	2	Boccola
4.236.035	1	Perno
4.237.068	1	Ghiera
4.281.002	1	Ingrassatore
5.451.001	2	Spilla di sicurezza
7.275.721	1	Kit 1 Braccio

ANTENNA HR

★ HR jib

★ Bras articule HR

★ Antenne HR

★ Antena HR

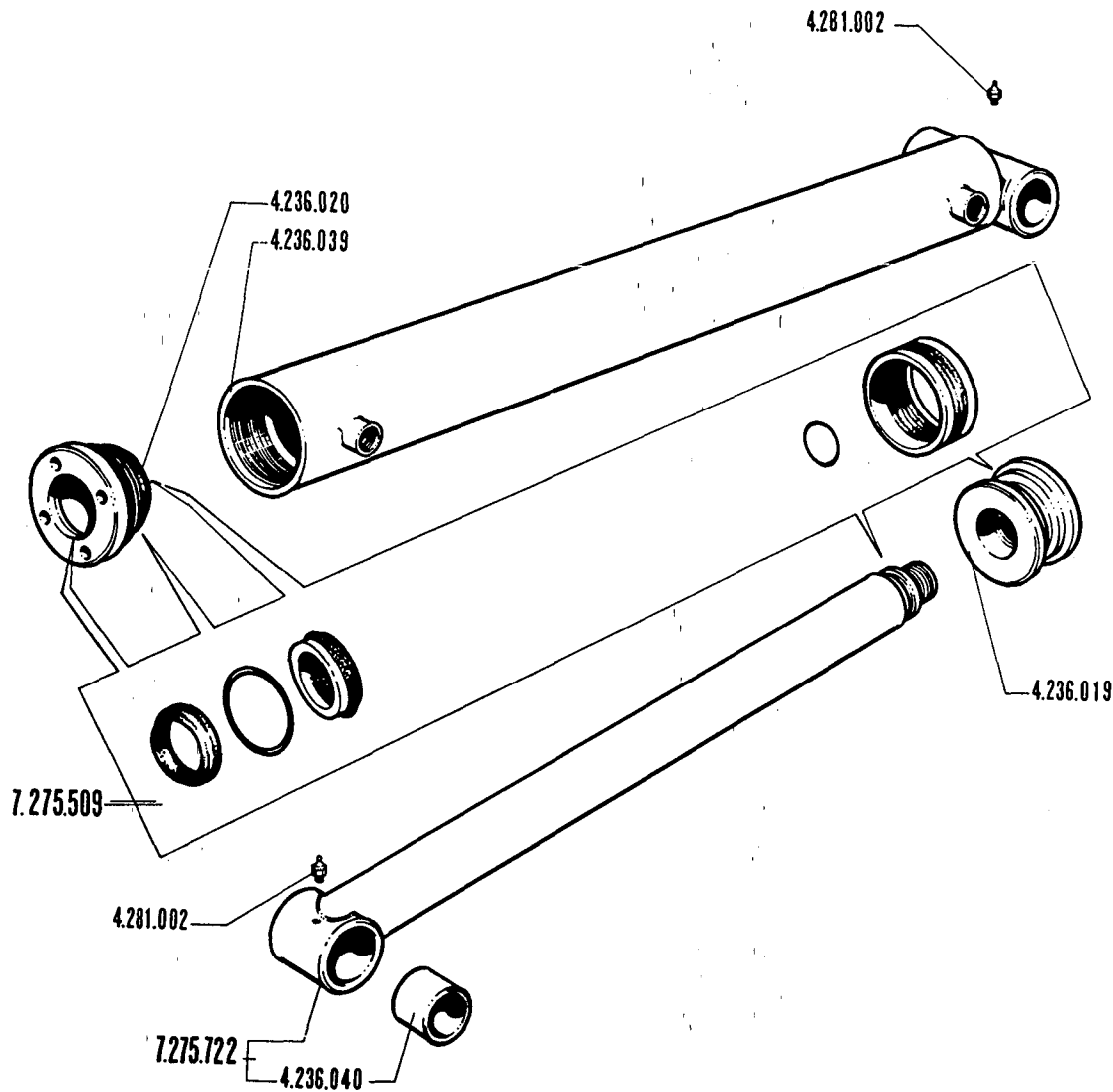
PM 7002

40.001

S.074.0

2/2

B 8



N. Identif.	Quant.	Denominazione
4.236.019	1	Pistone
4.236.020	1	Testata
4.236.039	1	Cilindro
4.236.040	1	Boccola
4.281.002	2	Ingrassatore
7.275.509	1	Kit guarnizioni
7.275.722	1	Kit asta + Boccola

MARTIN. SNODO ANTENNA HR 4.236.127

PM 7002

★ *Articulation cylinder*

★ *Gelenkzylinder*

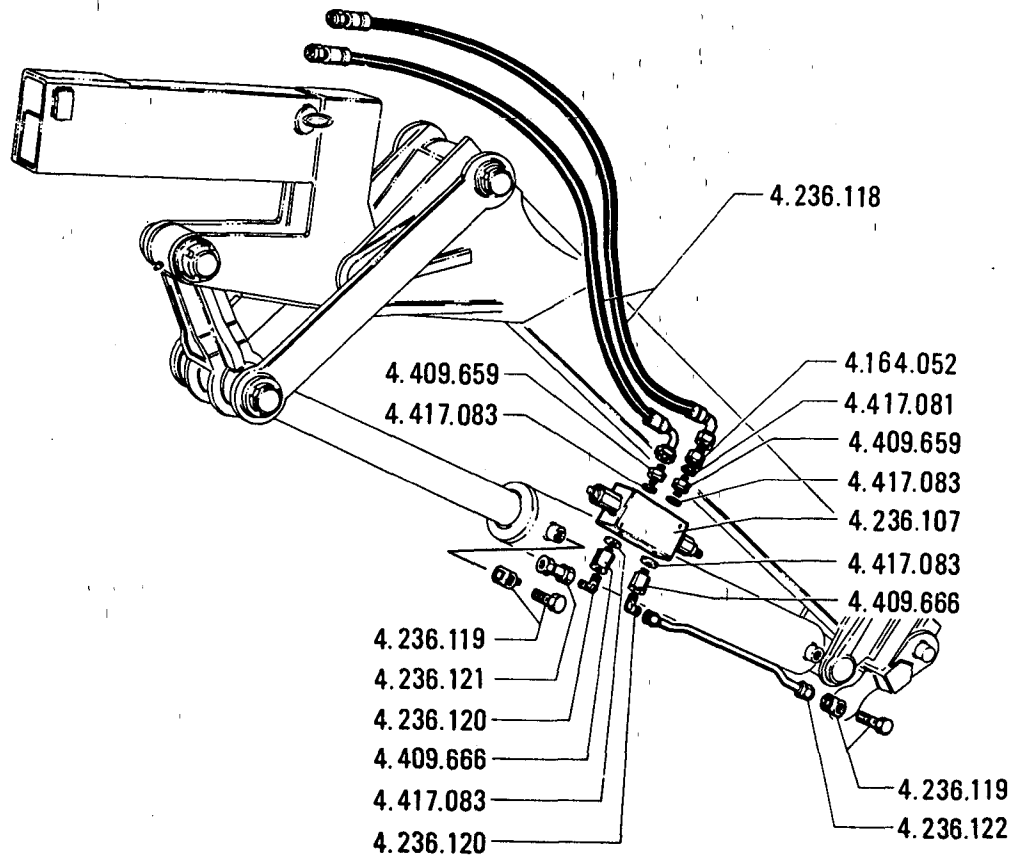
★ *Verin d'articulation*

★ *Cilindro a juntura articulada*

40.001

S.075.0

B9



N: Identif.	Quant.	Denominazione
4.164.052	1	Colonna
4.236.107	1	Valvola
4.236.118	2	Tubo gomma
4.236.119	2	Raccordo
4.236.120	2	Raccordo
4.236.121	1	Tubo in ferro
4.236.122	1	Tubo in ferro
4.409.666	2	Raccordo
4.409.659	2	Raccordo
4.417.081	1	Rondella
4.417.083	4	Rondella

IMPIANTO IDRAULICO ANTENNA H-R

★ Hydraulic system

★ Hydraulikanlage

★ Circuit hydraulique

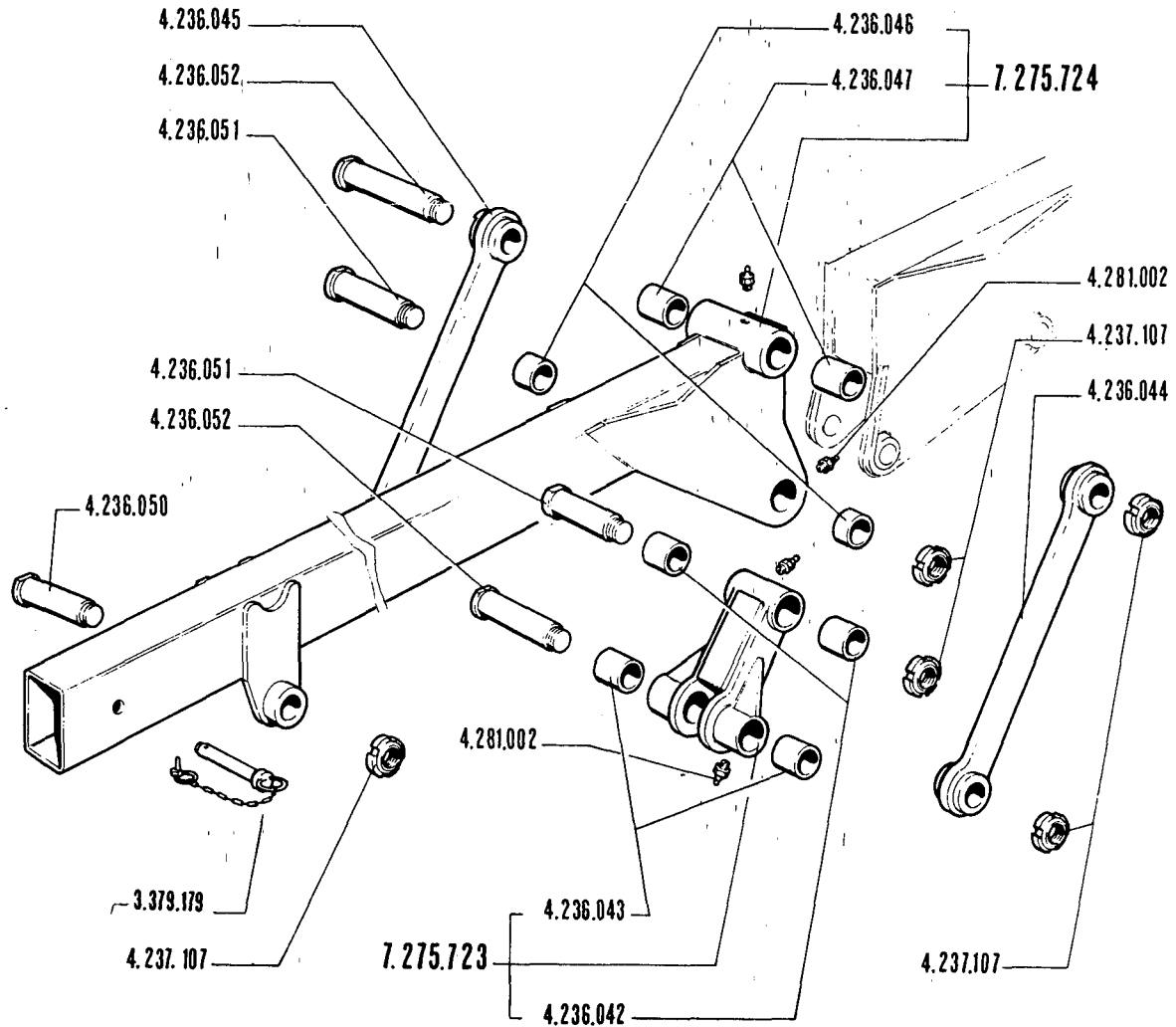
★ Instalacion hidraulico

PM 7002

40.001

S.076.0

B 11



N. Identif.	Quant.	Denominazione
3.379.179	1	Perno
4.236.042	2	Boccola
4.236.043	2	Boccola
4.236.044	1	Bilanciere
4.236.045	1	Bilanciere
4.236.046	2	Boccola
4.236.047	2	Boccola
4.236.050	1	Perno
4.236.051	2	Perno
4.236.052	2	Perno
4.237.107	5	Ghiera
4.281.002	6	Ingrassatore
7.275.723	1	Kit biella
7.275.724	1	Kit mensola

ANTENNA H

★ H jib

★ Bras articule H

★ Antenne H

★ Antena H

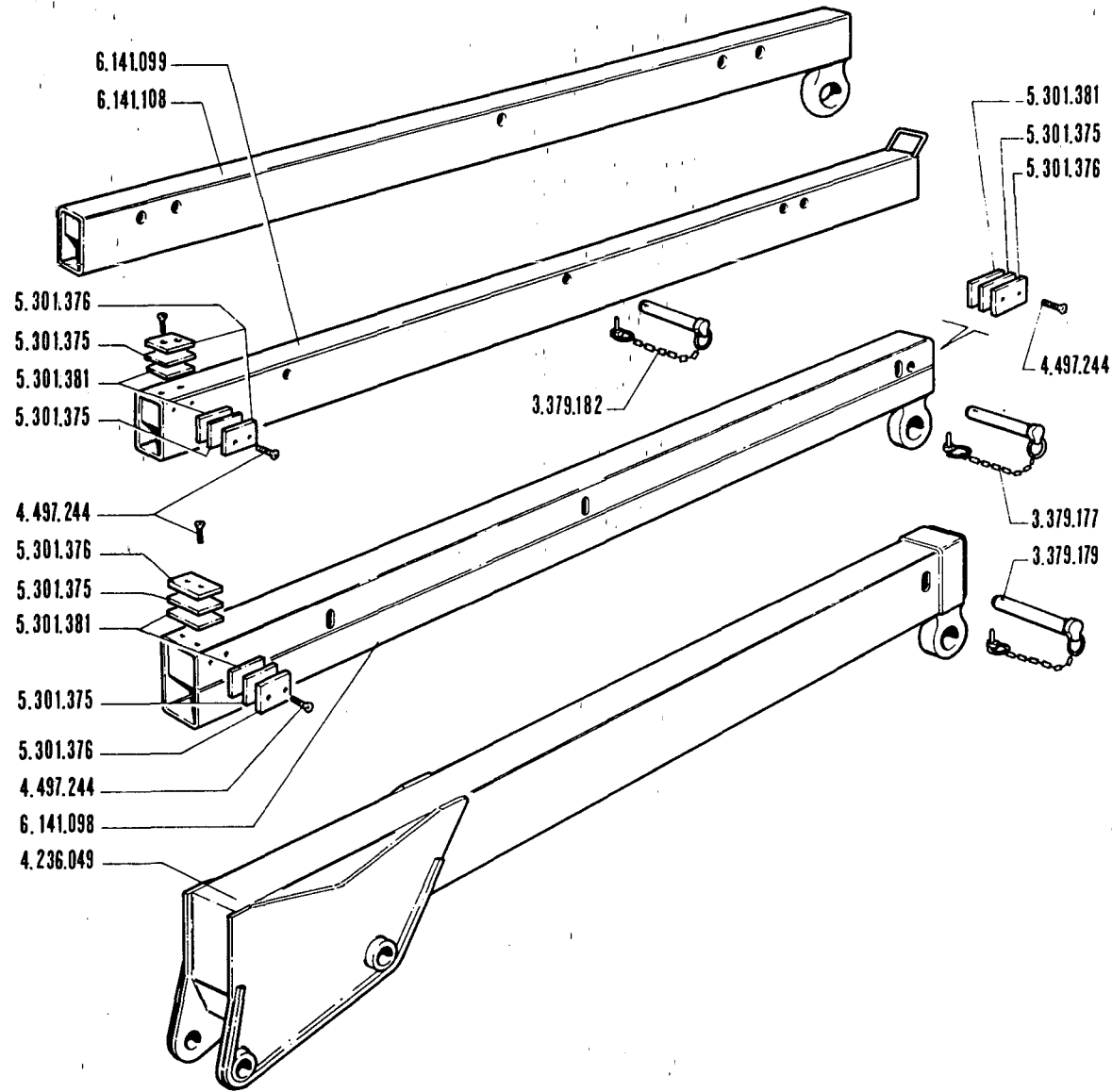
PM 10002

40.001

S.051.0

1/2

B 12



N. Identif.	Quant.	Denominazione
3.379.177	1	Perno
3.379.179	1	Perno
3.379.182	1	Perno
4.236.049	1	Braccio
4.497.244	16	Vite
5.301.375	8	Spessore
5.301.376	8	Pattino
5.301.381	8	Spessore
6.141.098	1	Braccio
6.141.099	1	Braccio
6.141.108	1	Braccio

ANTENNA H

★ H jib

★ Bras articule H

★ Antenne H

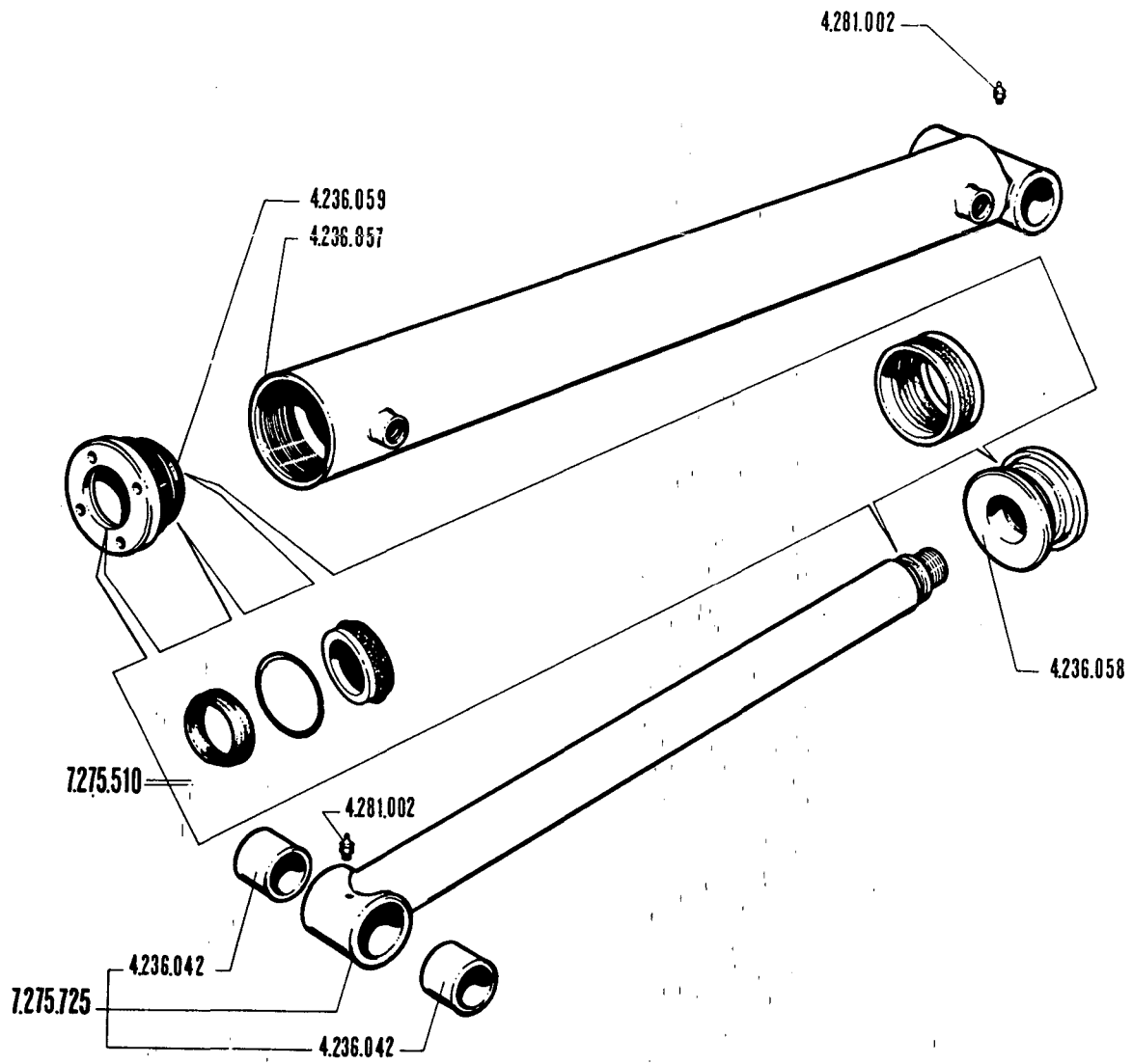
★ Antena H

PM 10002

40.001

S.051.0

2/2



N. Identif.	Quant.	Denominazione
4.236.042	2	Boccola
4.236.057	1	Cilindro
4.236.058	1	Pistone
4.236.059	1	Testata
4.281.002	2	Ingrassatore
7.275.510	1	Kit guarnizioni
7.275.725	1	Kit asta

MARTIN. SNODO ANTENNA H 4.236.128

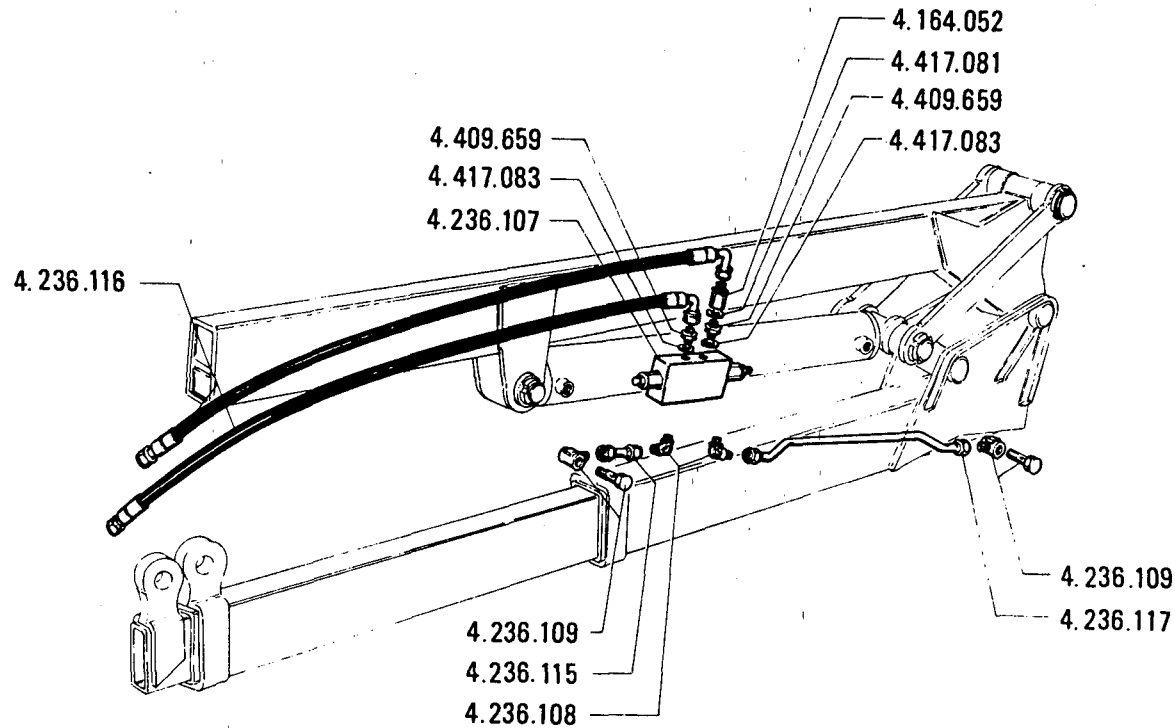
★ *Articulation cylinder*
 ★ *Verin d'articulation*

★ *Gelenkzylinder*
 ★ *Cilindro a juntura articulada*

PM 10002

40.001

S.052.0



N. Identif.	Quant.	Denominazione
4.164.052	1	Colonna
4.236.107	1	Valvola
4.236.108	2	Raccordo
4.236.109	2	Raccordo
4.236.115	1	Tubo in ferro
4.236.116	2	Tubo gomma
4.236.117	1	Tubo in ferro
4.409.659	2	Raccordo
4.417.081	1	Rondella
4.417.083	2	Rondella

IMPIANTO IDRAULICO ANTENNA H

★ Hydraulic system

★ Hydraulikanlage

★ Verin d'articulation

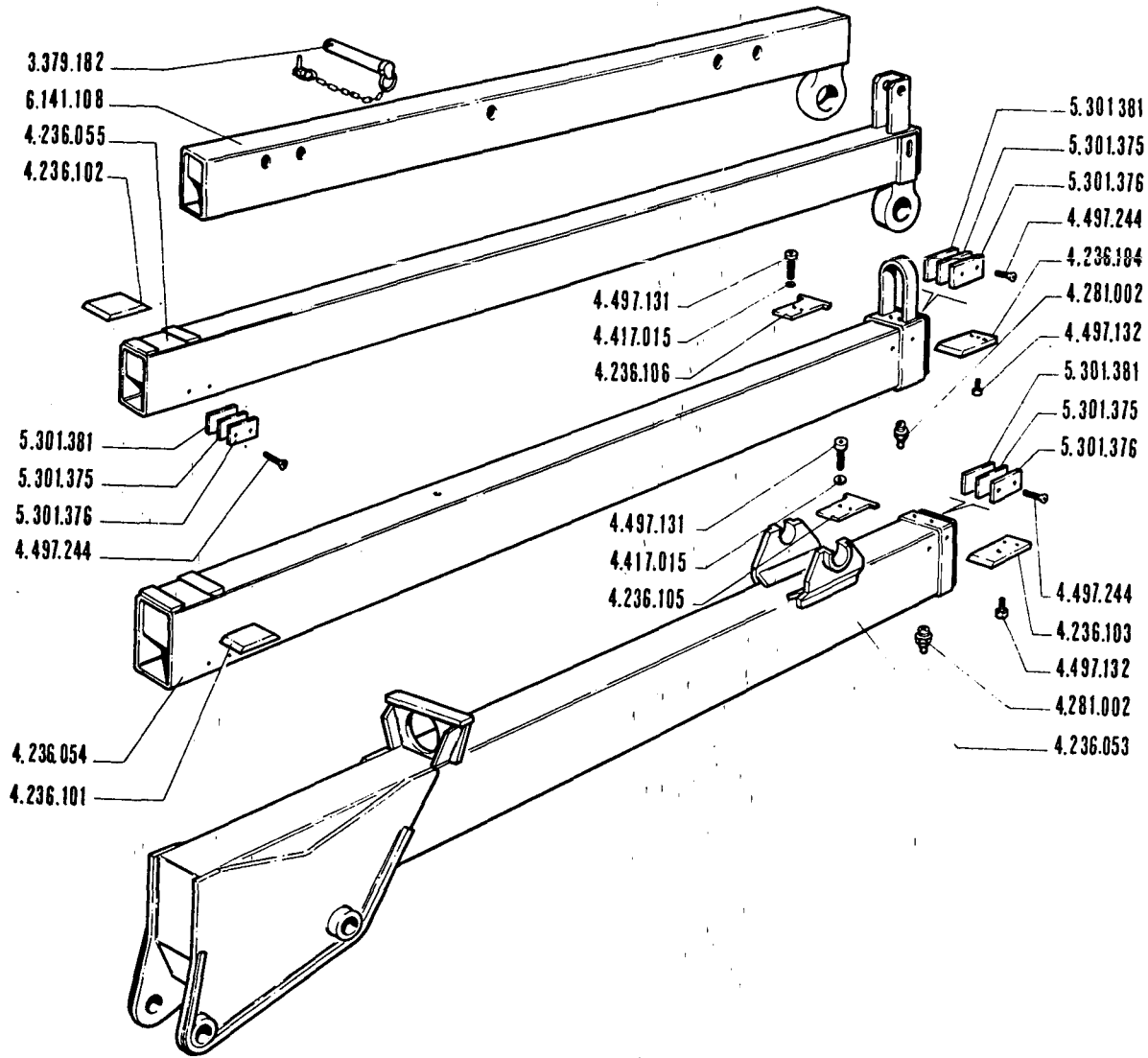
★ Instalacion hidraulico

PM 10002

40.001

S.053.0

C 2



N. Identif.	Quant.	Denominazione
3.379.182	1	Perno
4.236.053	1	Braccio
4.236.054	1	Braccio
4.236.055	1	Braccio
4.236.101	1	Pattino
4.236.102	1	Pattino
4.236.103	1	Pattino
4.236.104	1	Pattino
4.236.105	1	Pattino
4.236.106	1	Pattino
4.281.002	2	Ingrassatore
4.417.015	4	Rondella
4.497.131	4	Vite
4.497.132	4	Vite
4.497.244	16	Vite
5.301.375	8	Spessore
5.301.376	8	Pattino
5.301.381	8	Spessore
6.141.108	1	Braccio

ANTENNA HI

★ HI jib

★ Bras articule HI

★ Antenne HI

★ Antena HI

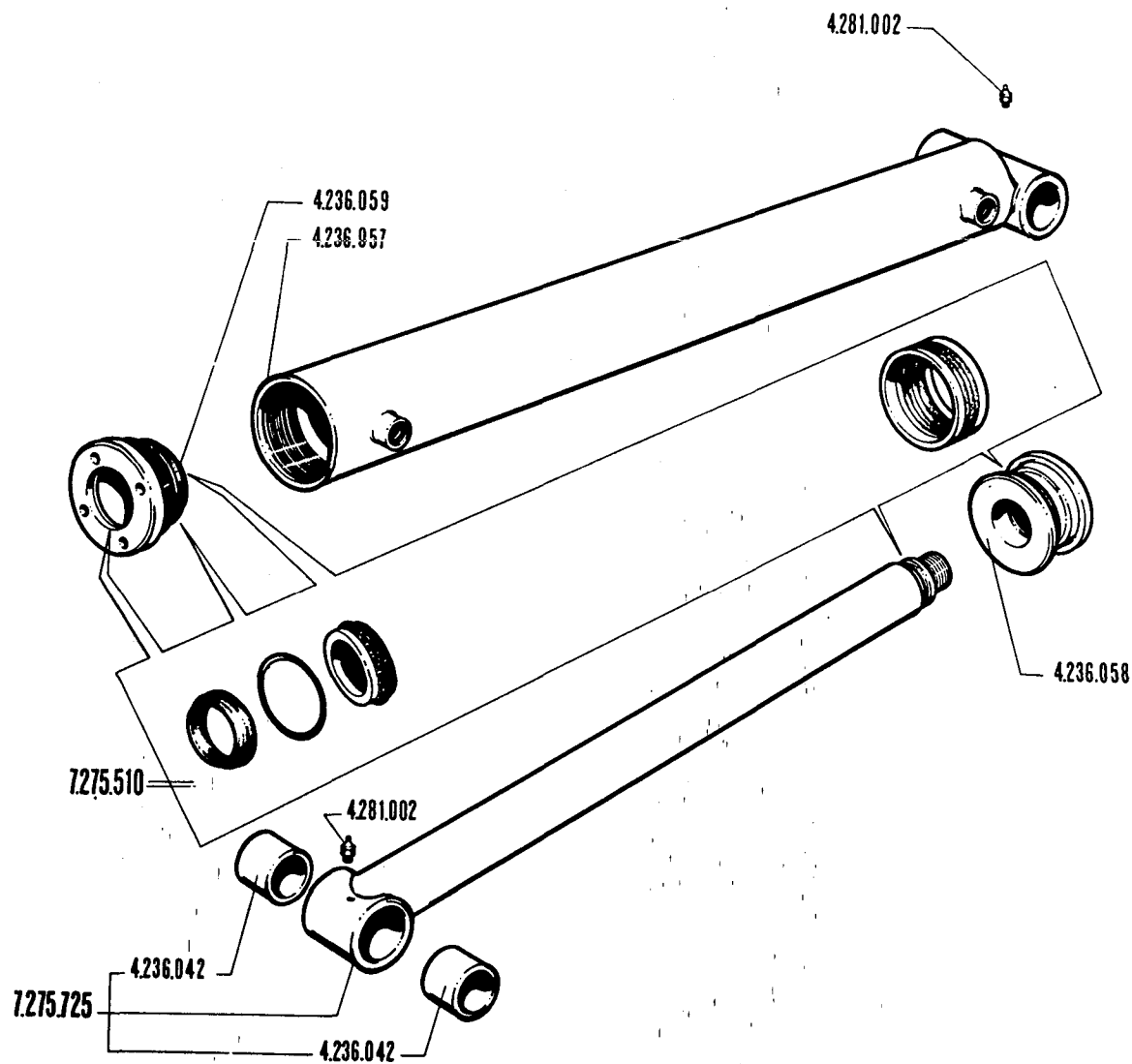
PM 10002

40.001

S.054.0

2/2

C 3



N. Identif.	Quant.	Denominazione
4.236.042	2	Boccola
4.236.057	1	Cilindro
4.236.058	1	Pistone
4.236.059	1	Testata
4.281.002	2	Ingrassatore
7.275.510	1	Kit guarnizioni
7.275.725	1	Kit asta + Boccole

MARTIN. SNODO ANTENNA HI 4.236.128

★ *Articulation cylinder*

★ *Gelenkzylinder*

★ *Verin d'articulation*

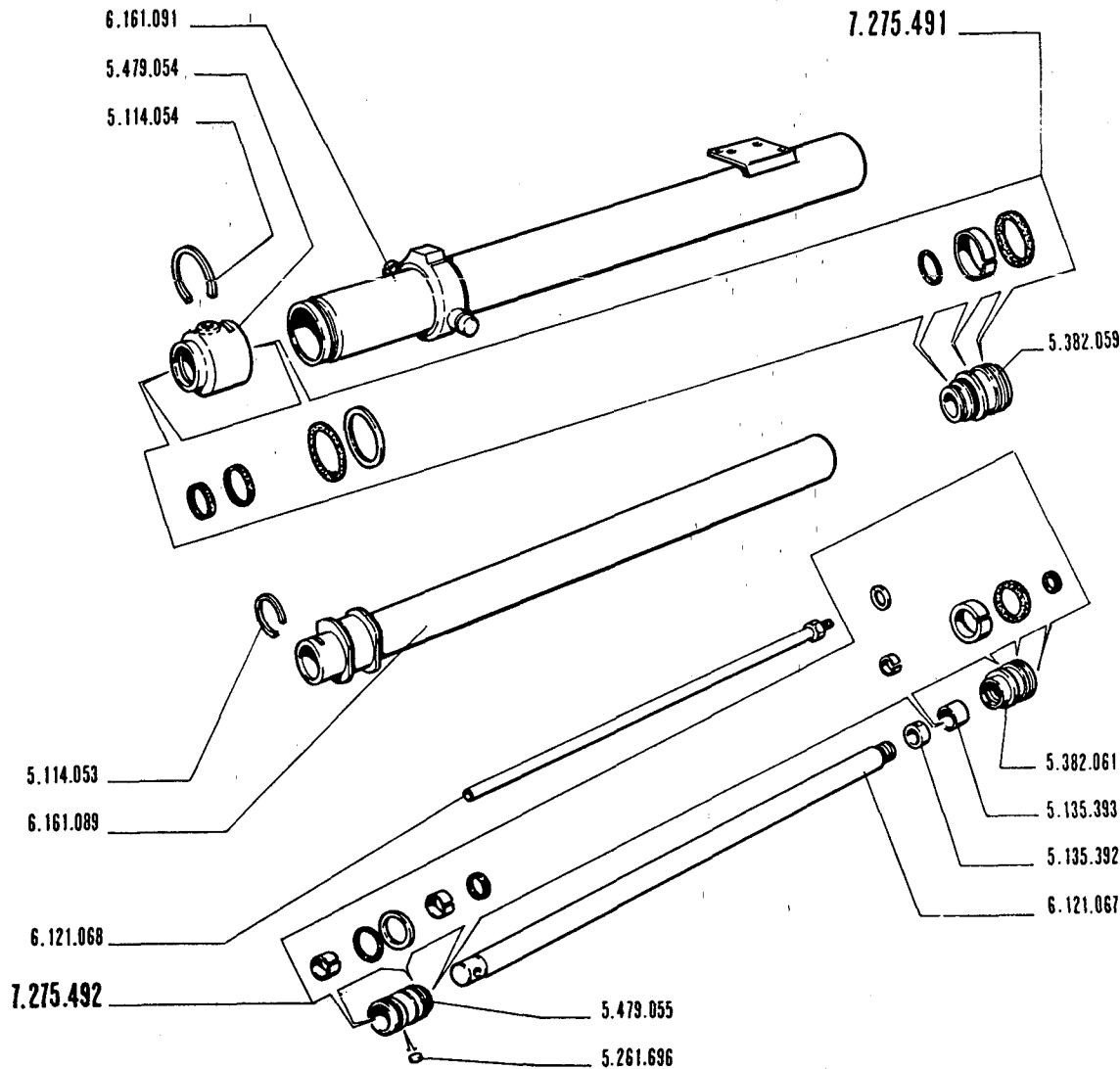
★ *Cilindro a juntura articulada*

PM 10002

40.001

S.055.0

C 4



N. Identif.	Quant.	Denominazione
5.114.053	1	Anello
5.114.054	1	Anello
5.135.392	1	Boccola
5.135.393	1	Boccola
5.261.696	2	Fermo
5.382.059	1	Pistone
5.382.061	1	Pistone
5.479.054	1	Testata
5.479.055	1	Testata
6.121.067	1	Asta
6.121.068	1	Asta
6.161.089	1	Cilindro
6.161.091	1	Cilindro
7.275.491	1	Kit guarnizioni 1 stadio
7.275.492	1	Kit guarnizioni 2 stadio

MART. BRACCI ANTENNA HI 7.449.444

★ Boom cylinder

★ Auslegerzylinder

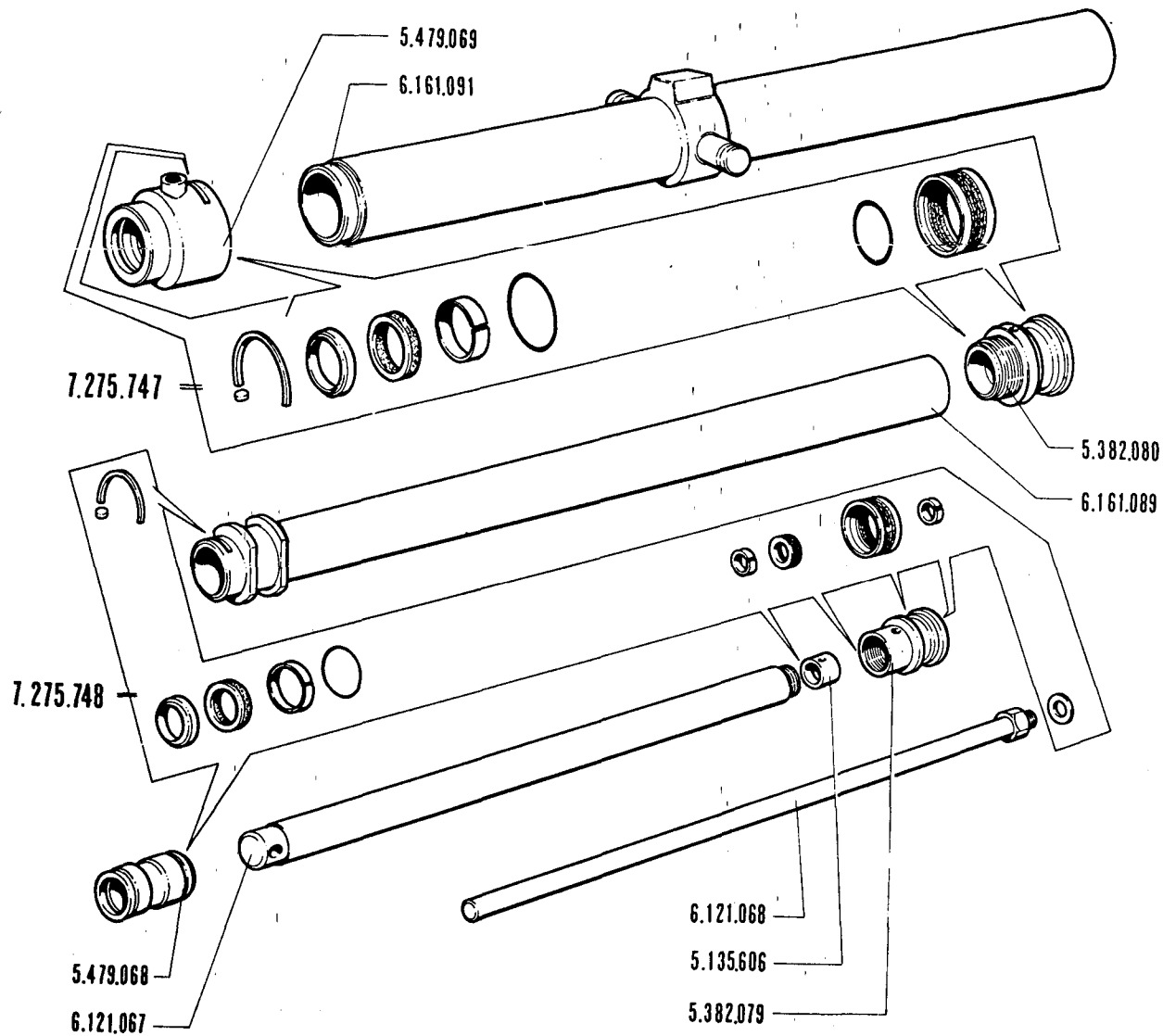
★ Vêrin bras

★ Cilindro brazo

PM 10002

40.001

S.056.0



N. Identif.	Quant.	Denominazione
5.135.606	1	Boccola
5.382.079	1	Pistone
5.382.080	1	Pistone
5.479.068	1	Testata
5.479.069	1	Testata
6.121.067	1	Asta
6.121.068	1	Asta
6.161.089	1	Cilindro
6.161.091	1	Cilindro
7.275.747	1	Kit guarnizioni 1 stadio
7.275.748	1	Kit guarnizioni 2 stadio

MART. BRACCI ANTENNA HI 7.449.777

★ Boom cylinder

★ Auslegerzylinder

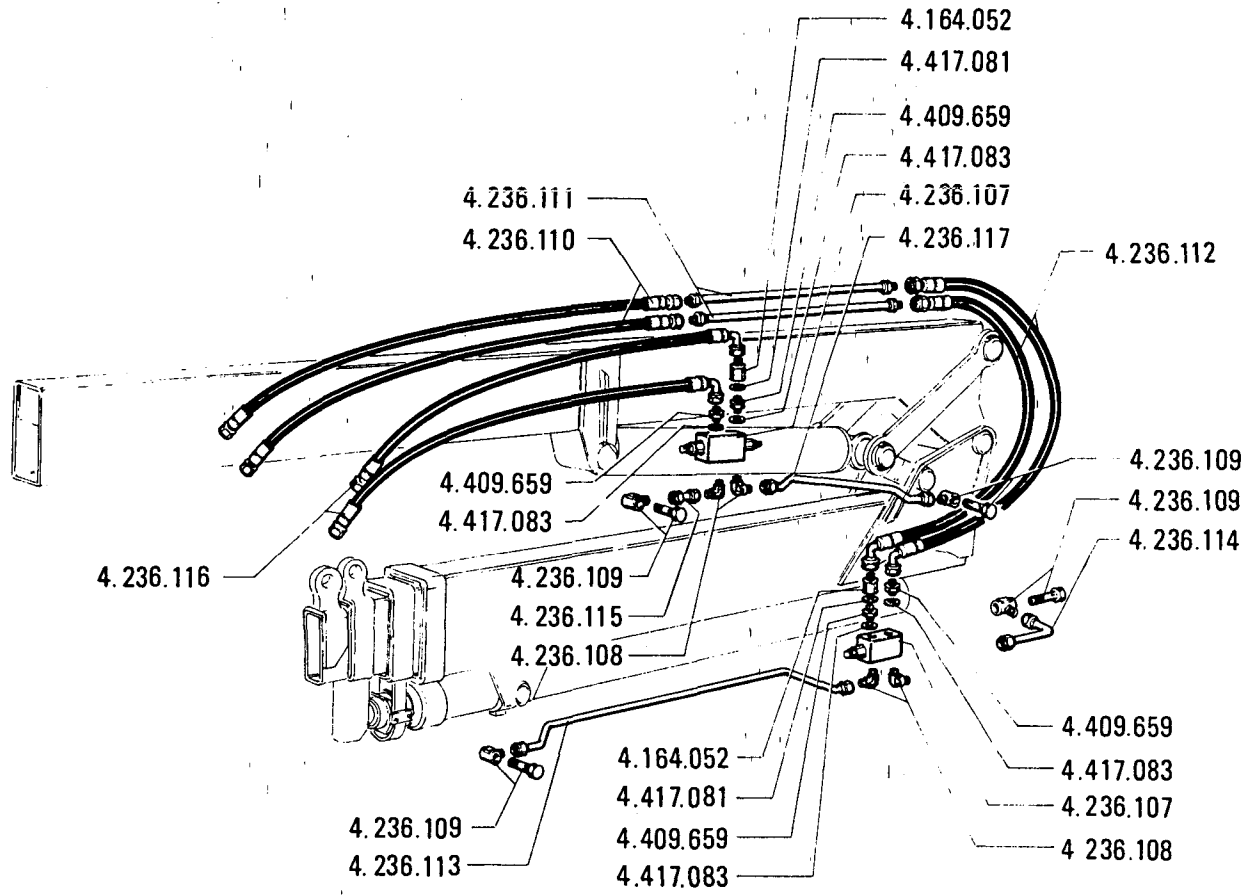
★ Vérin bras

★ Cilindro brazo

PM 10002

40.018

S.056.1



N. Identif.	Quant.	Denominazione
4.164.052	2	Colonna
4.236.107	2	Valvola
4.236.108	4	Raccordo
4.236.109	4	Raccordo
4.236.110	2	Tubo gomma
4.236.111	2	Tubo in ferro
4.236.112	2	Tubo in gomma
4.236.113	1	Tubo in ferro
4.236.114	1	Tubo in ferro
4.236.115	1	Tubo in ferro
4.236.116	2	Tubo gomma
4.236.117	1	Tubo in ferro
4.409.659	4	Raccordo
4.417.081	2	Rondella
4.417.083	4	Rondella

IMPIANTO IDRAULICO ANTENNA HI

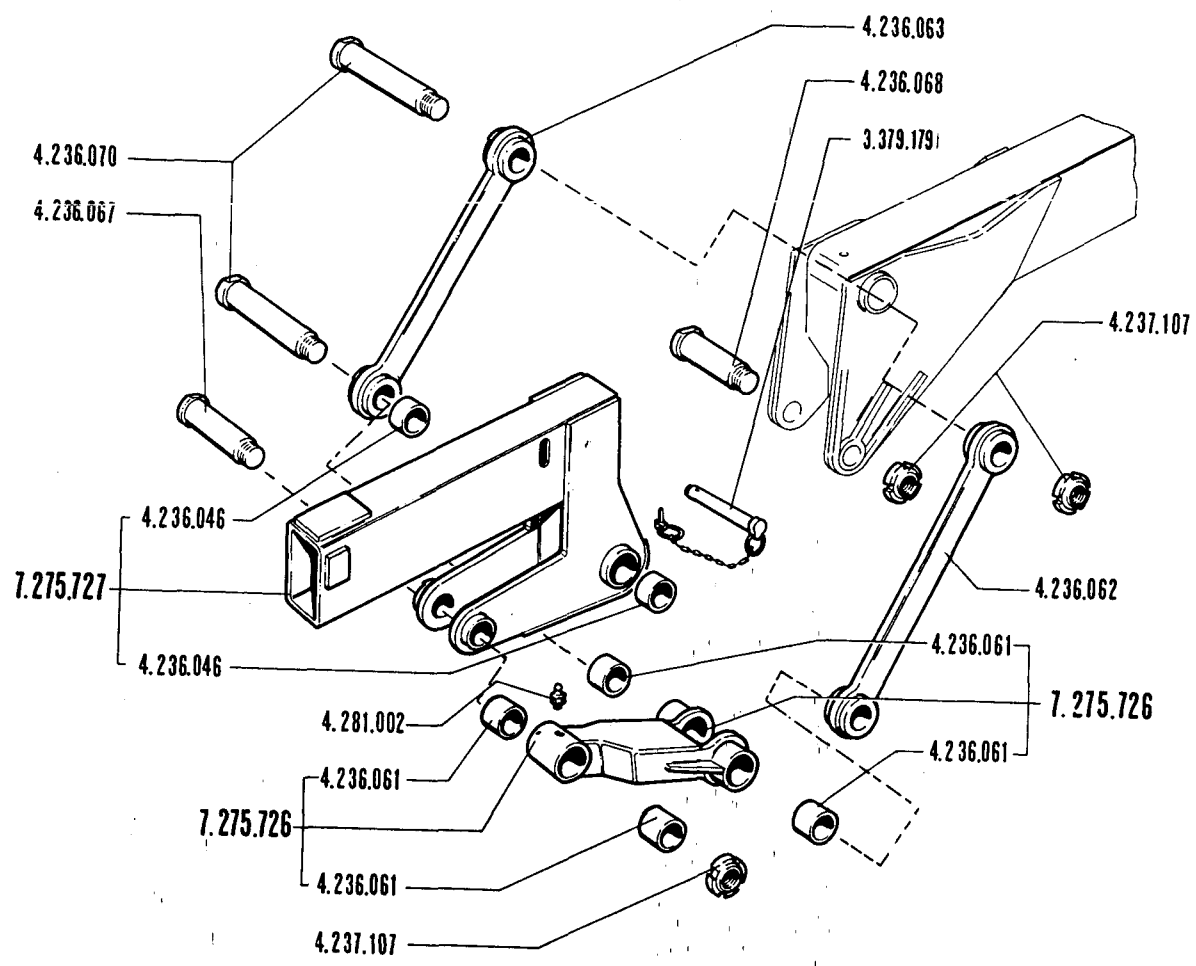
★ Hydraulic system
★ Circuit hydraulique

★ Hydraulikanlage
★ Instalacion hidraulico

PM 10002

40.001 **S.057.0**

C 8



N. Identif.	Quant.	Denominazione
3.379.179	1	Perno
4.236.046	2	Boccola
4.236.061	4	Boccola
4.236.062	1	Bilanciere
4.236.063	1	Bilanciere
4.236.067	1	Perno
4.236.068	1	Perno
4.236.070	2	Perno
4.237.107	4	Ghiera
4.281.002	3	Ingrassatore
7.275.726	1	Kit biella
7.275.727	1	Kit mensola

ANTENNA HR

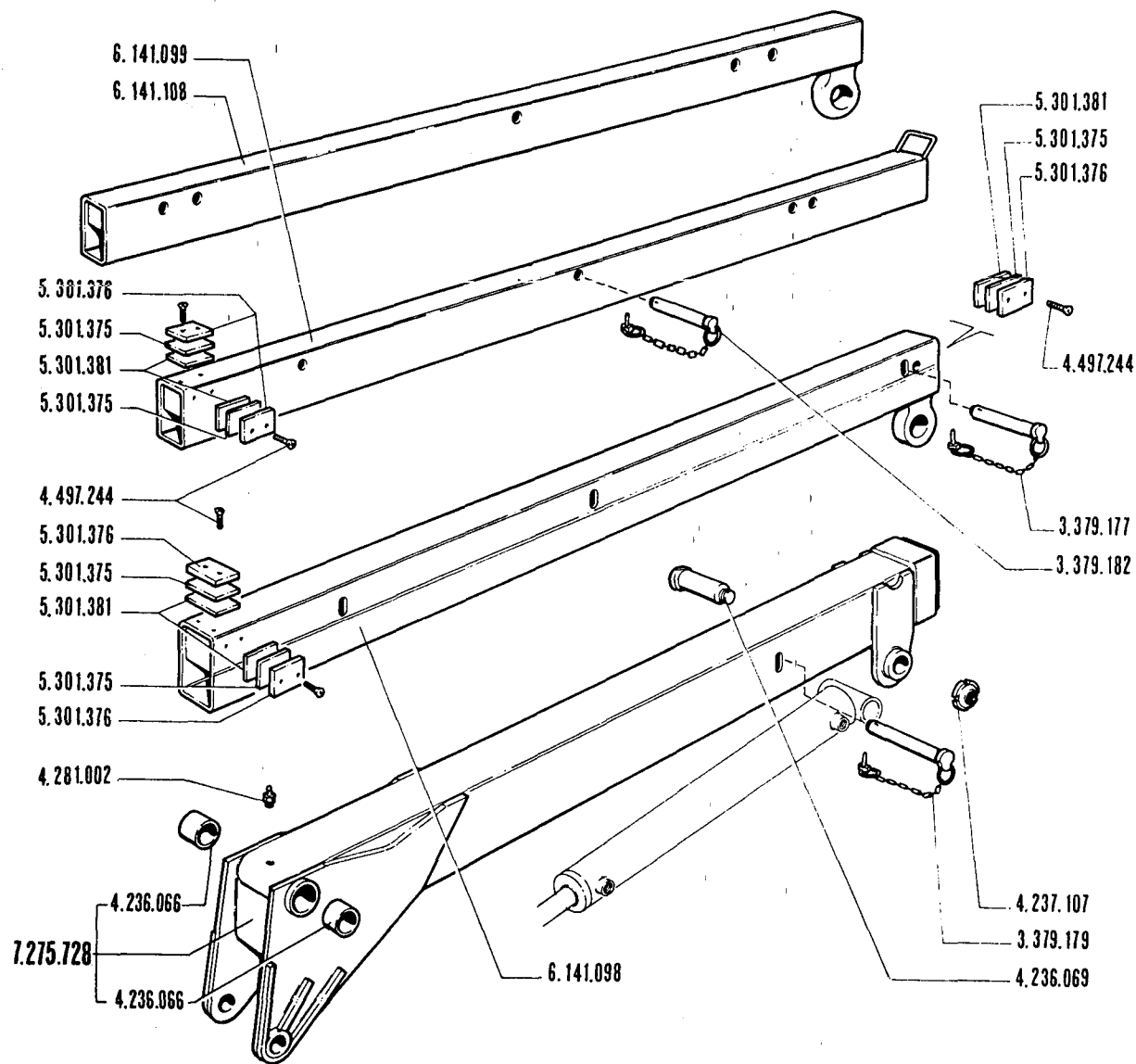
- ★ HR jib
- ★ Bras articule HR

- ★ Antenne HR
- ★ Antena HR

PM 10002

40.001 | **S.058.0**
1/2

C 9



N. Identif.	Quant.	Denominazione
-------------	--------	---------------

3.379.177	1	Perno
3.379.179	1	Perno
3.379.182	1	Perno
4.236.066	2	Boccola
4.236.069	1	Perno
4.237.107	1	Ghiera
4.281.002	1	Ingrassatore
4.497.244	16	Vite
5.301.375	8	Spessore
5.301.376	8	Pattino
5.301.381	8	Spessore
6.141.098	1	Braccio
6.141.099	1	Braccio
6.141.108	1	Braccio
7.275.728	1	Kit braccio

ANTENNA HR

★ HR jib

★ Bras articule HR

★ Antenne HR

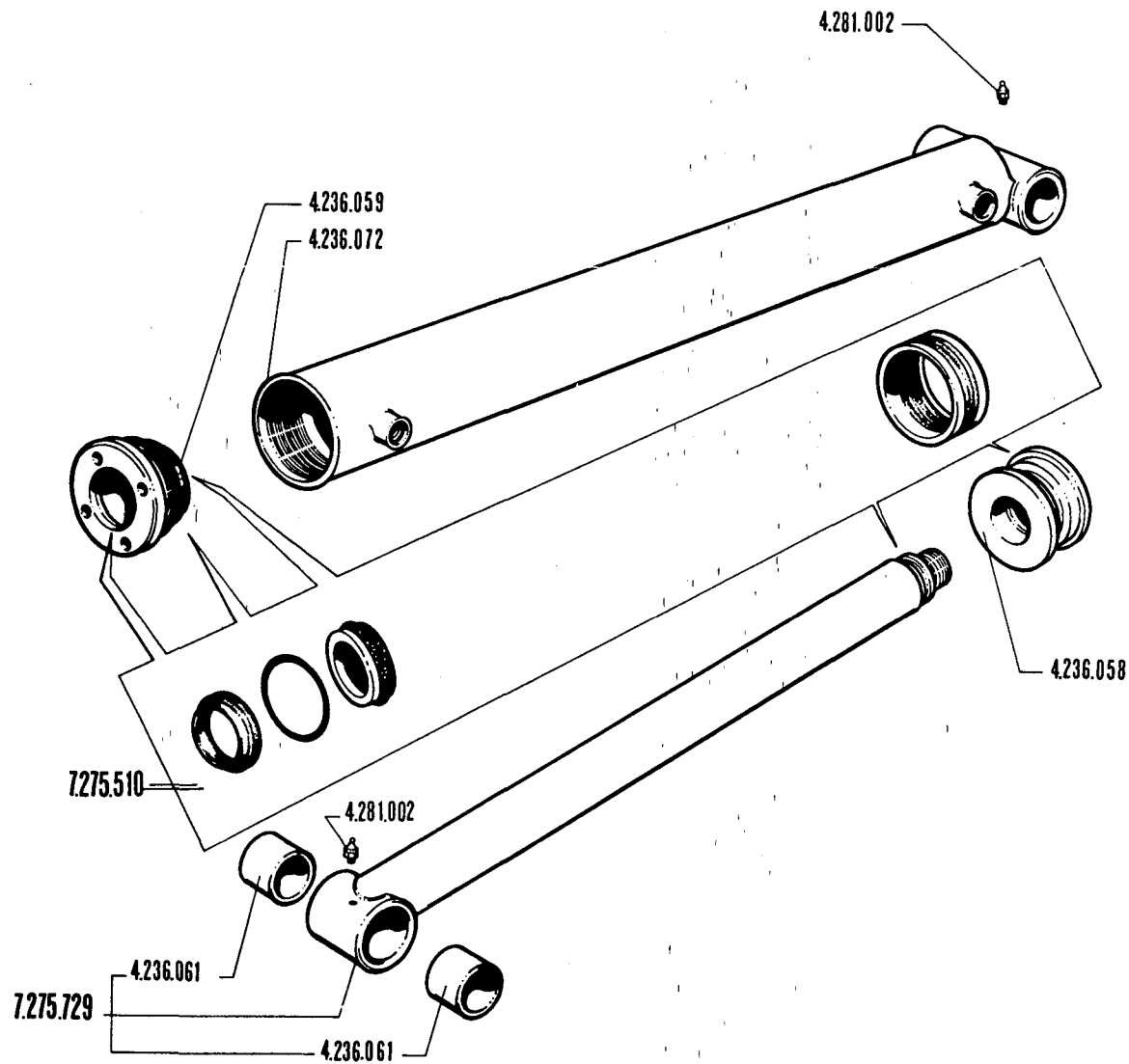
★ Antena HR

PM 10002

40.001

S.058.0

2/2



N. Identif.	Quant.	Denominazione
4.236.058	1	Pistone
4.236.059	1	Testata
4.236.061	2	Boccola
4.236.072	1	Cilindro
4.281.002	2	Ingrassatore
7.275.510	1	Kit guarnizioni
7.275.729	1	Kit asta

MARTIN. SNODO ANTENNA HR 4.236.129

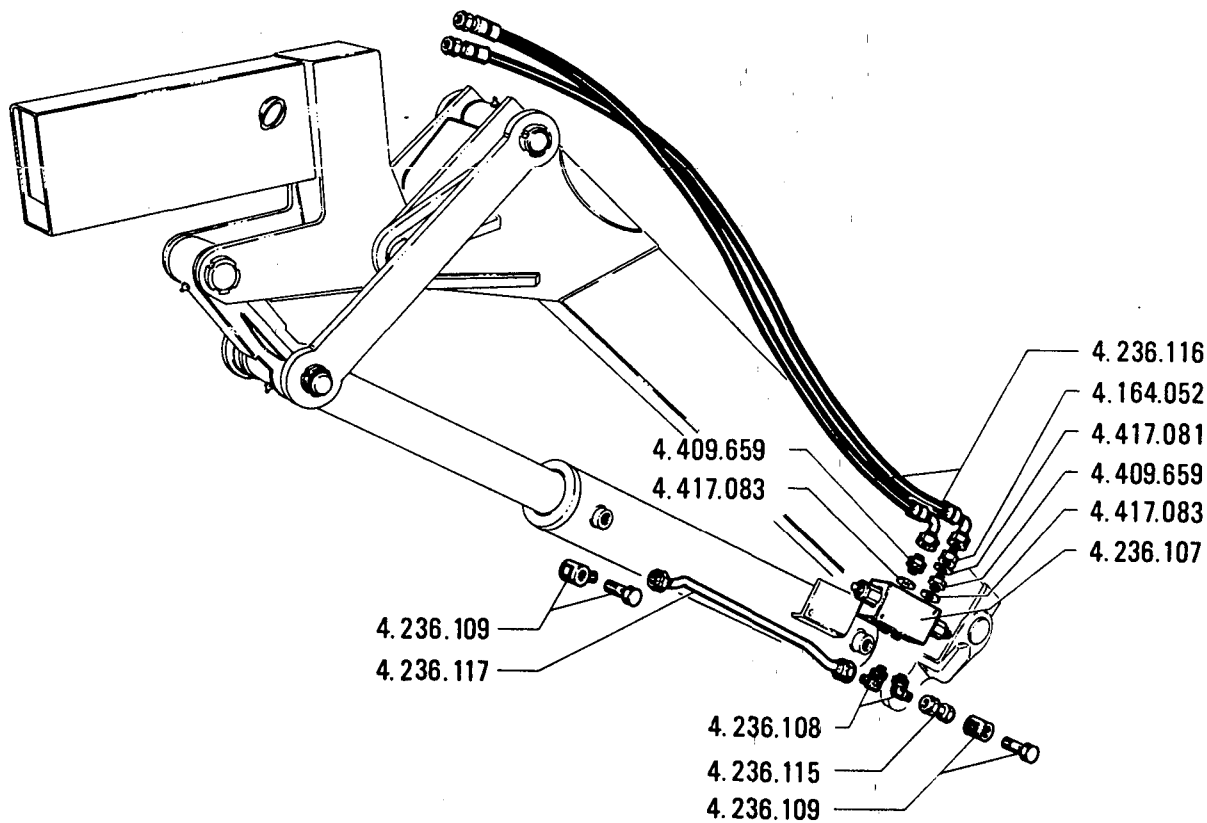
PM 10002

★ *Articulation cylinder*
★ *Verin d'articulation*

★ *Gelenkzylinder*
★ *Cilindro a juntura articulada*

40.001

S.059.0



N. idenit.	Quant.	Denominazione
4.164.052	1	Colonna
4.236.107	1	Valvola
4.236.108	2	Raccordo
4.236.109	2	Raccordo
4.236.115	1	Tubo in ferro
4.236.116	2	Tubo gomma
4.236.117	1	Tubo in ferro
4.409.659	2	Raccordo
4.417.081	1	Rondella
4.417.083	2	Rondella

IMPIANTO IDRAULICO ANTENNA HR

★ Hydraulic system

★ Circuit hydraulique

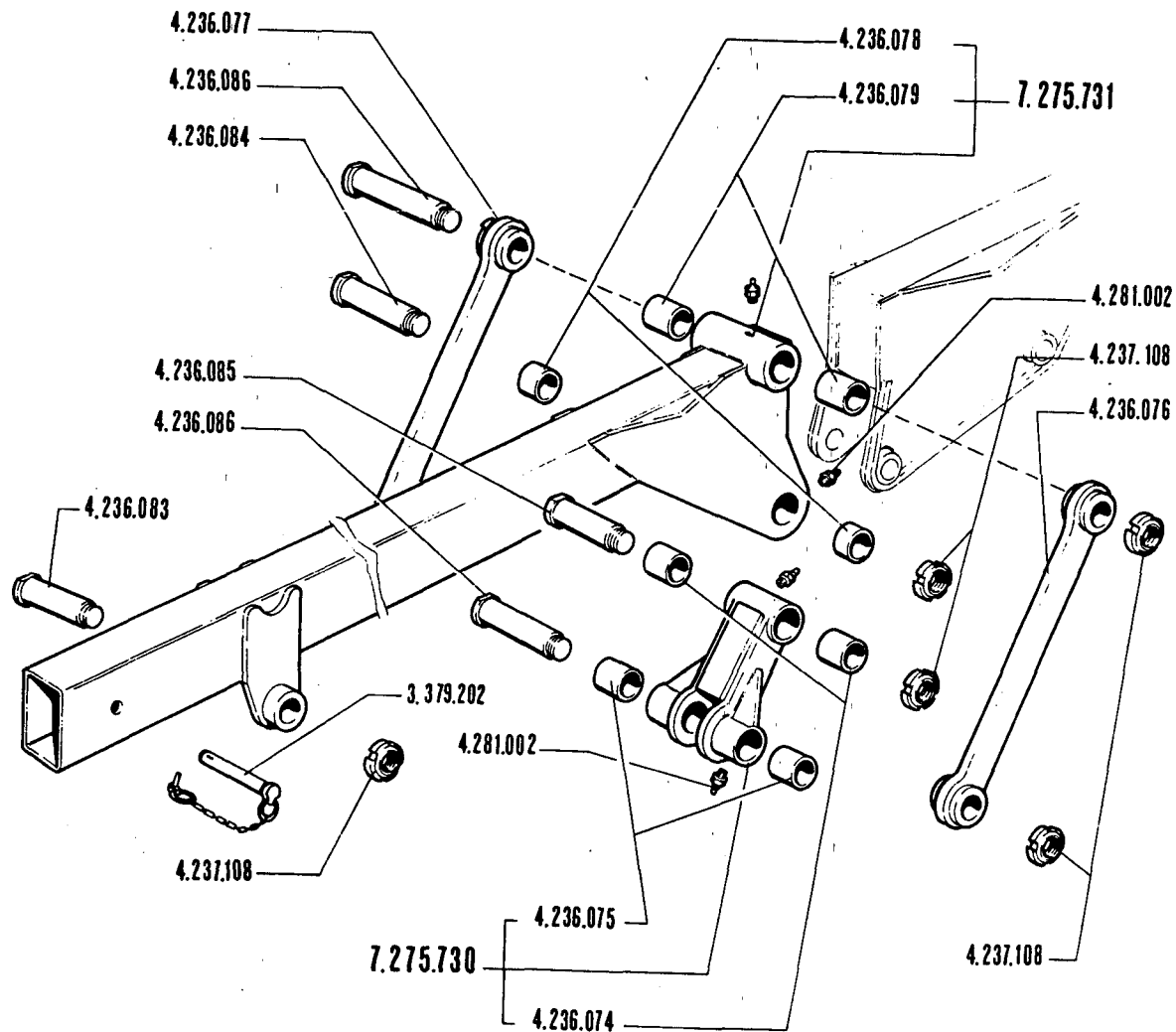
★ Hydraulikanlage

★ Instalacion hidraulico

PM 10002

40.001

S.060.0



N. Identif.	Quant.	Denominazione
3.379.202	1	Perno
4.236.074	2	Boccola
4.236.075	2	Boccola
4.236.076	1	Bilanciere
4.236.077	1	Bilanciere
4.236.078	2	Boccola
4.236.079	2	Boccola
4.236.083	1	Perno
4.236.084	1	Perno
4.236.085	1	Perno
4.236.086	2	Perno
4.237.108	5	Ghiera
4.281.002	6	Ingrassatore
7.275.730	1	Kit biella
7.275.731	1	Kit mensola

ANTENNA H

★ H jlb

★ Bras articulé H

★ Antenne H

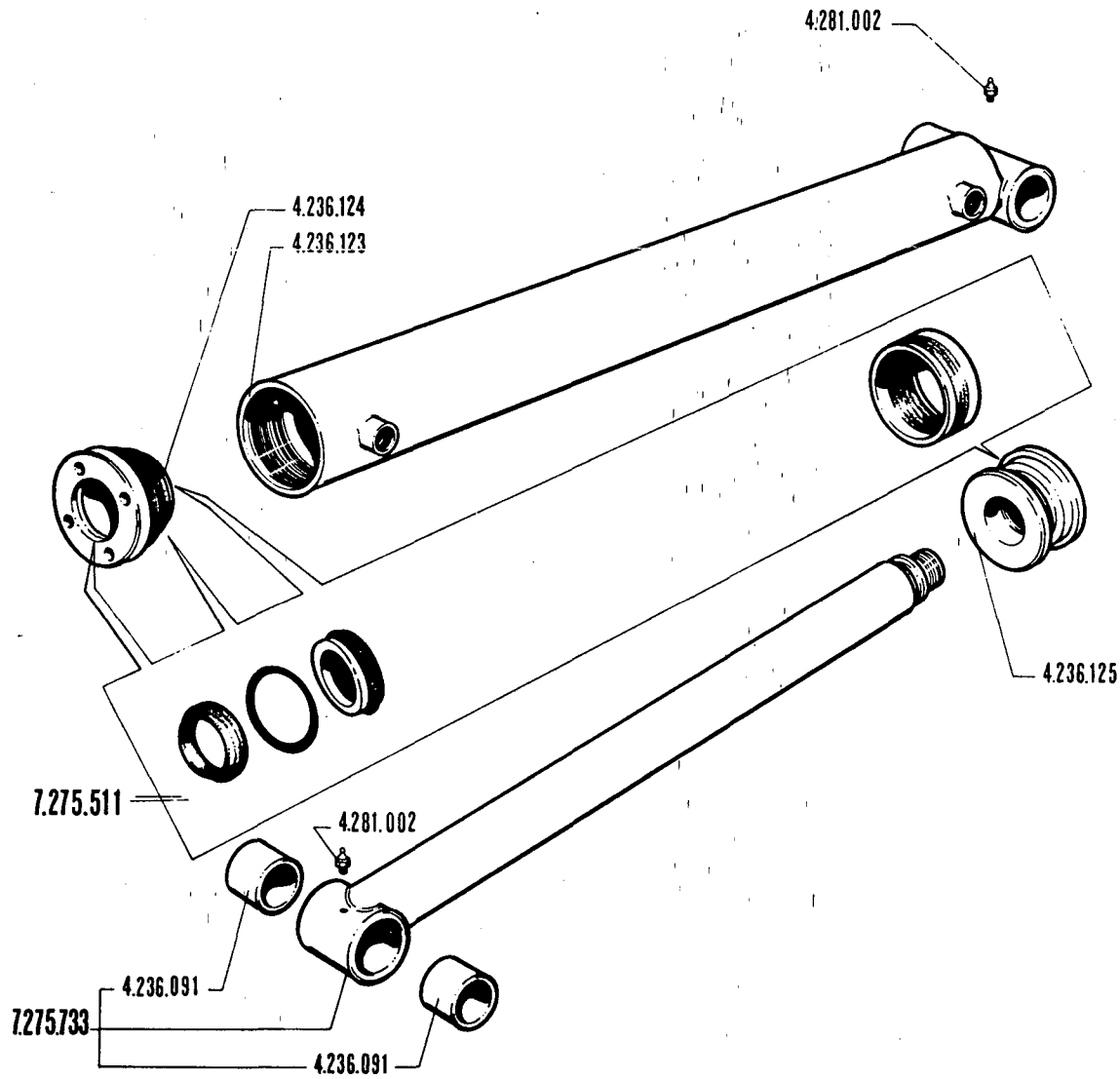
★ Antena H

PM 17002

40.001

S.061.0

1/2



N. Identif.	Quant.	Denominazione
4.236.091	2	Boccola
4.236.123	1	Clindro
4.236.124	1	Pistone
4.236.125	1	Testata
4.281.002	2	Ingrassatore
7.275.511	1	Kit guarnizioni
7.275.733	1	Kit asta

MARTIN. SNODO ANTENNA H 4.236.130

★ *Articulation cylinder*

★ *Verin d'articulation*

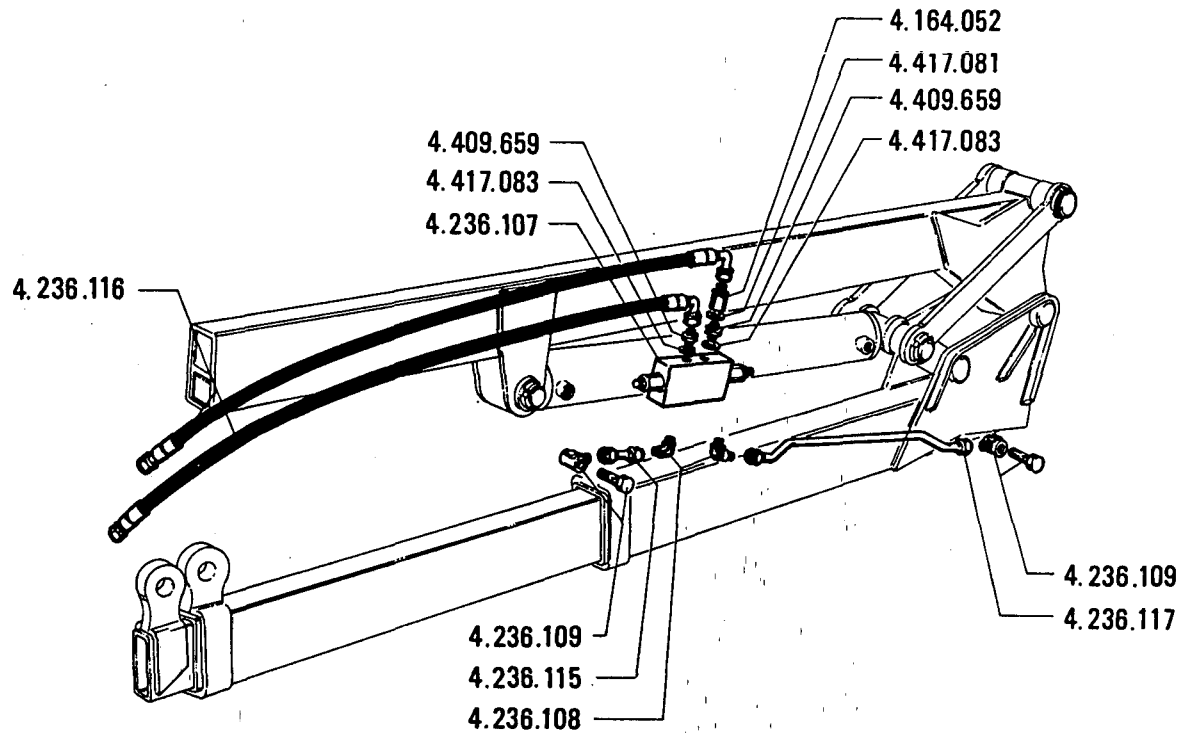
★ *Gelenkzylinder*

★ *Cilindro a juntura articulada*

PM 17002

40.001

S.062.0



N. Identif.	Quant.	Denominazione
4.164.052	1	Colonna
4.136.107	1	Valvola
4.236.108	2	Raccordo
4.236.109	2	Raccordo
4.236.115	1	Tubo in ferro
4.236.116	2	Tubo gomma
4.236.117	1	Tubo in ferro
4.409.659	2	Raccordo
4.417.081	1	Rondella
4.417.083	2	Rondella

IMPIANTO IDRAULICO ANTENNA H

★ *Hydraulic system*

★ *Circuit hydraulique*

★ *Hydraulikanlage*

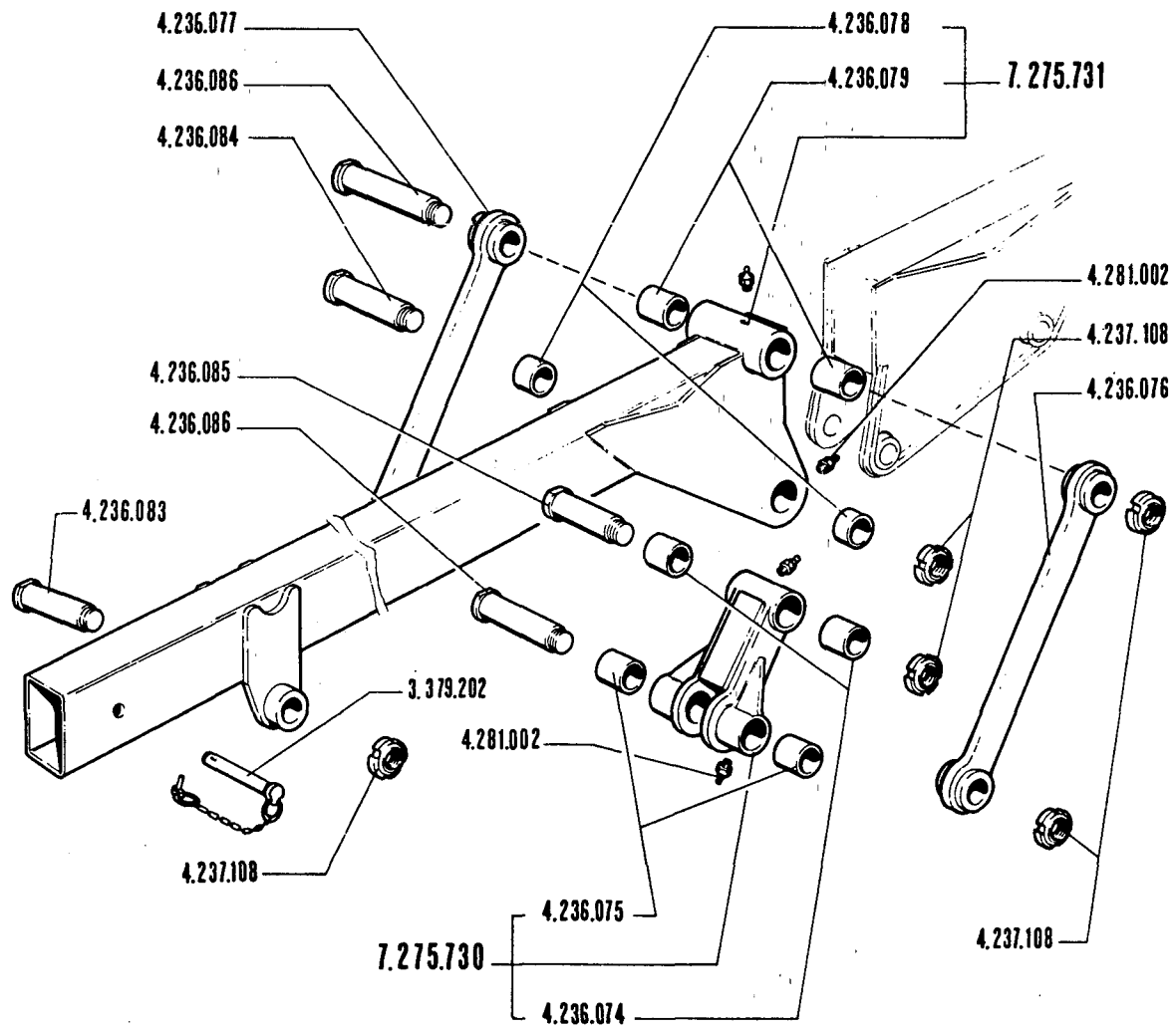
★ *Instalacion hidraulico*

PM 17002

40.001

S.063.0

D 1



N. Identif.	Quant.	Denominazione
3.379.202	1	Perno
4.236.074	2	Boccola
4.236.075	2	Boccola
4.236.076	1	Bilanciere
4.236.077	1	Bilanciere
4.236.078	2	Boccola
4.236.079	2	Boccola
4.236.083	1	Perno
4.236.084	1	Perno
4.236.085	1	Perno
4.236.086	2	Perno
4.237.108	5	Ghiera
4.281.002	6	Ingrassatore
7.275.730	1	Kit biella
7.275.731	1	Kit mensola

ANTENNA HI

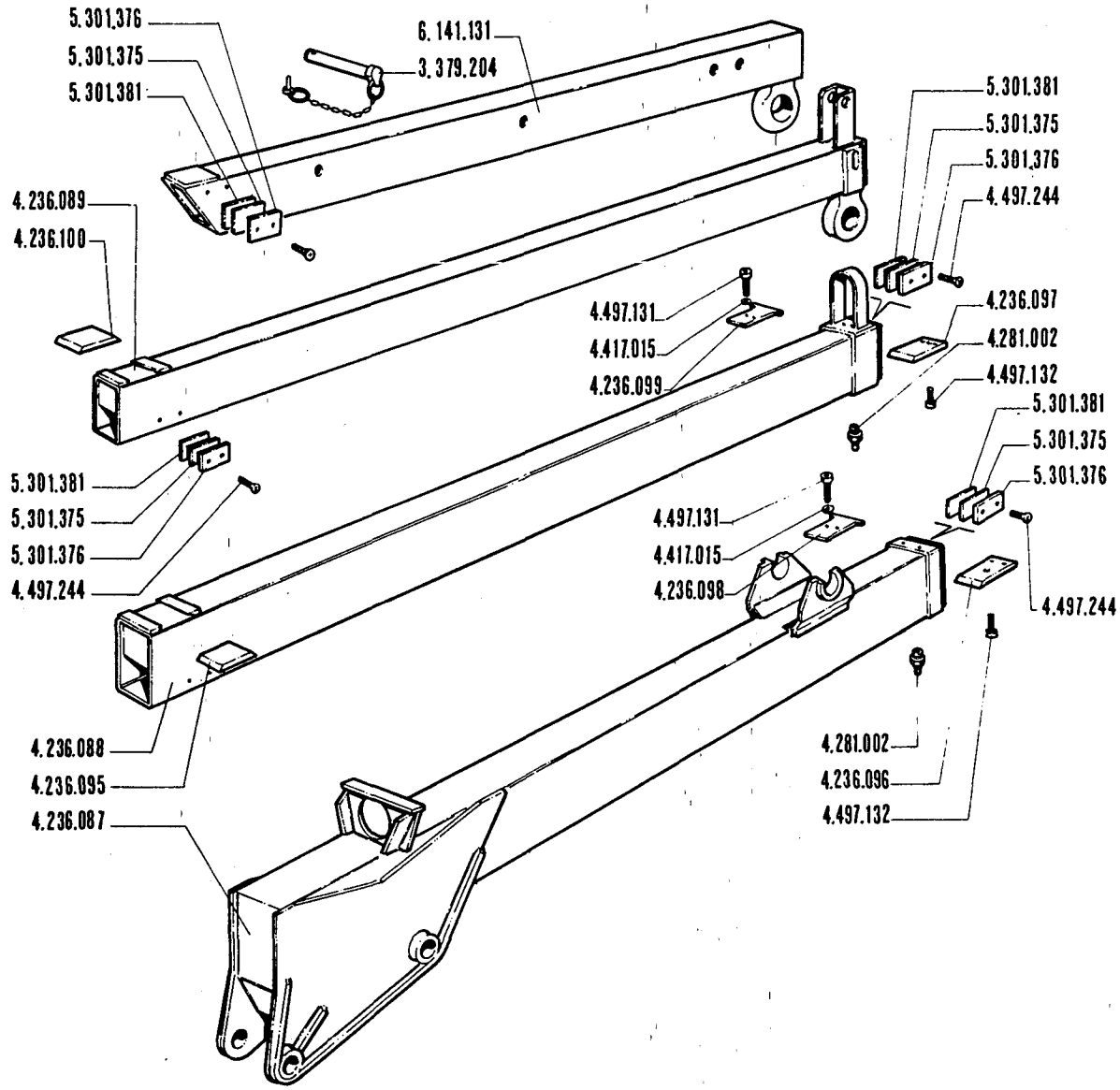
- ★ HI jib
- ★ Bras articule HI

- ★ Antenne HI
- ★ Antena HI

PM 17002

40.001 | S.064.0
1/2

D 2



N. Identif.	Quant.	Denominazione
3.379.204	1	Perno
4.236.087	1	Braccio
4.236.088	1	Braccio
4.236.089	1	Braccio
4.236.095	1	Pattino
4.236.096	1	Pattino
4.236.097	1	Pattino
4.236.098	1	Pattino
4.236.099	1	Pattino
4.236.100	1	Pattino
4.281.002	2	Ingrassatore
4.417.015	4	Rondella
4.497.131	4	Vite
4.497.132	4	Vite
4.497.244	20	Vite
5.301.375	10	Spessore
5.301.376	10	Spessore
5.301.381	10	Spessore
6.141.131	1	Braccio

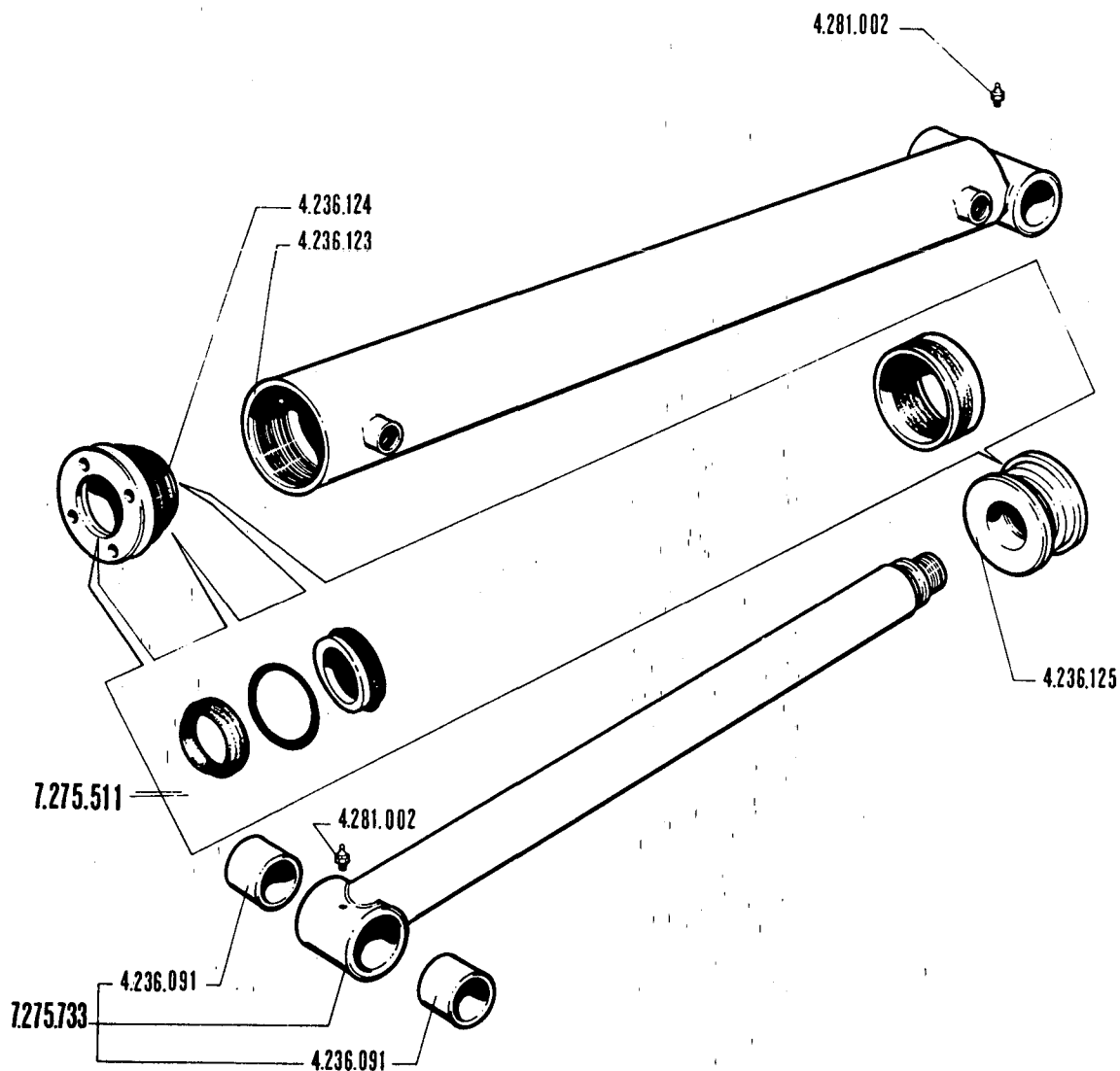
ANTENNA HI

- ★ HI jib
- ★ Bras articule HI

- ★ Antenne HI
- ★ Antena HI

PM 17002

40.001 | **S.064.0**
2/2



N. Identif.	Quant.	Denominazione
4.236.091	2	Boccola
4.236.123	1	Cilindro
4.236.124	1	Pistone
4.236.125	1	Testata
4.281.002	2	Ingrassatore
7.275.511	1	Kit guarnizioni
7.275.733	1	Kit asta

MARTIN. SNODO ANTENNA HI 4.236.130

★ *Articulation cylinder*

★ *Gelenkzylinder*

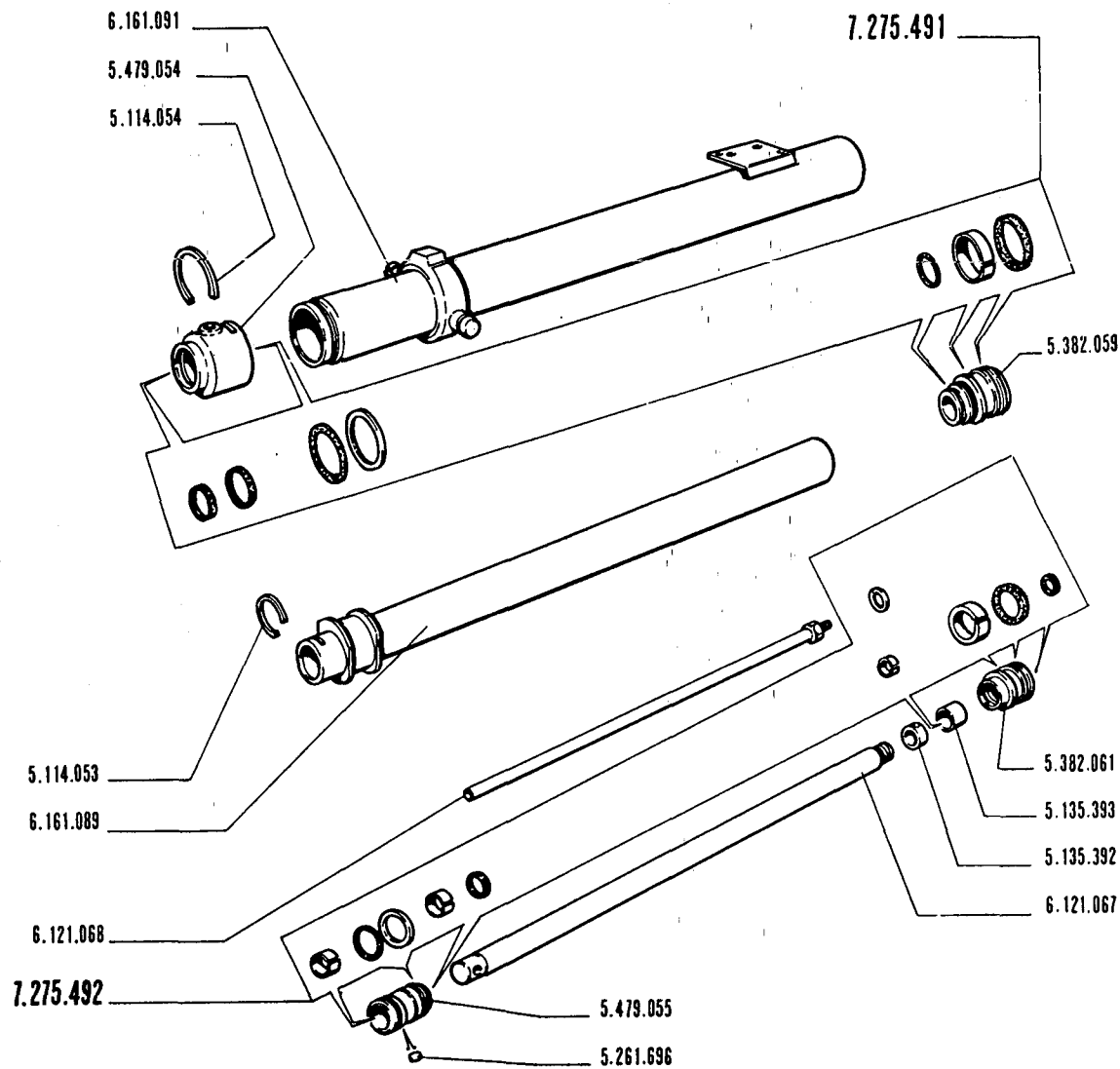
★ *Vérin d'articulation*

★ *Cilindro a juntura articulada*

PM 17002

40.001

S.065.0



N. Identif.	Quant.	Denominazione
5.114.053	1	Anello
5.114.054	1	Anello
5.135.392	1	Boccola
5.135.393	1	Boccola
5.261.696	2	Fermo
5.382.059	1	Pistone
5.382.061	1	Pistone
5.479.054	1	Testata
5.479.055	1	Testata
6.121.067	1	Asta
6.121.068	1	Asta
6.161.089	1	Cilindro
6.161.091	1	Cilindro
7.275.491	1	Kit guarnizioni 1 stadio
7.275.492	1	Kit guarnizioni 2 stadio

MART. BRACCI ANTENNA HI 7.449.444

★ Boom cylinder

★ Auslegerzylinder

★ Vérin bras

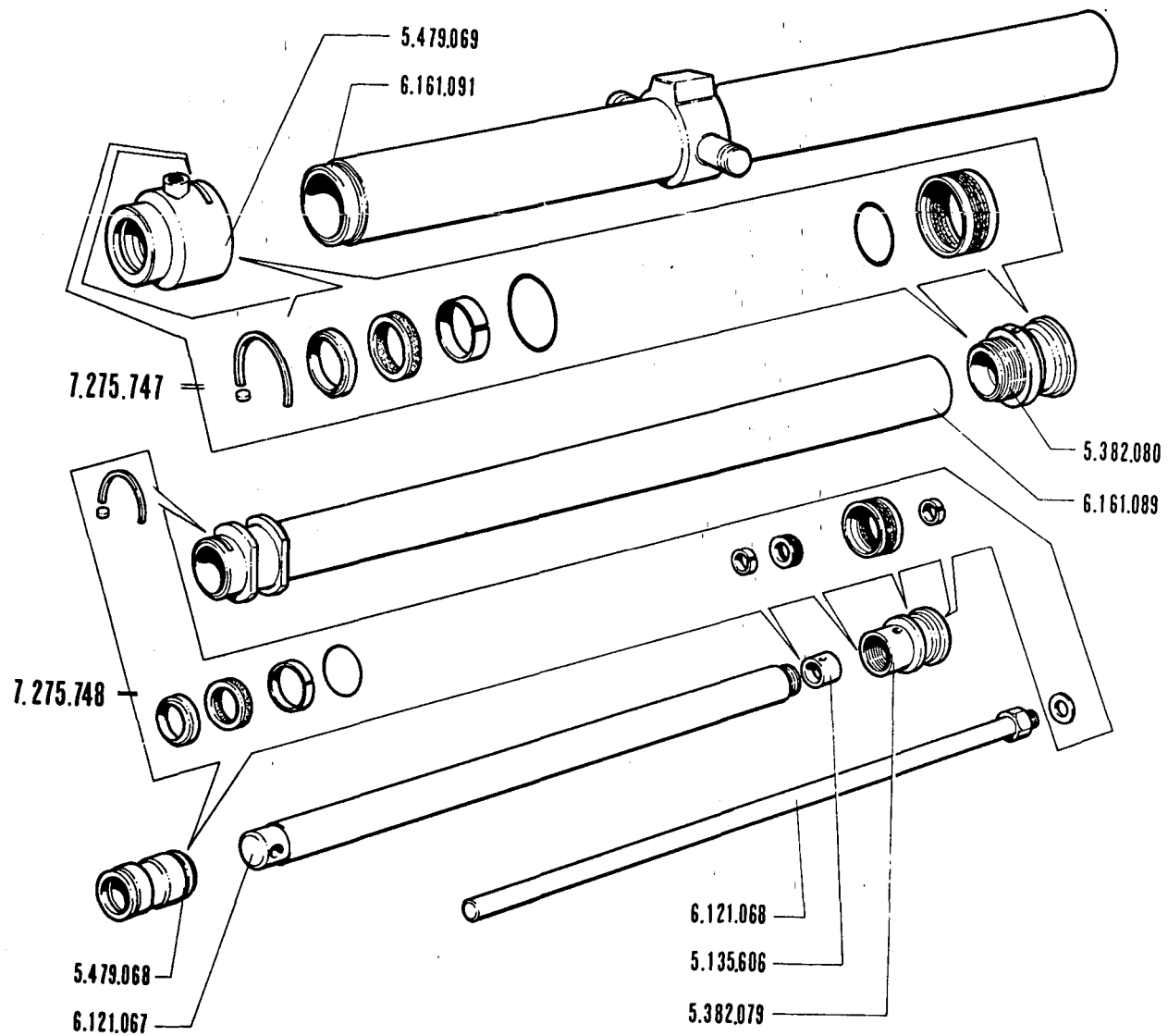
★ Cilindro brazo

PM 17002

40.001

S.066.0

D 5



N. Identif.	Quant.	Denominazione
5.135.606	1	Boccola
5.382.079	1	Pistone
5.382.080	1	Pistone
5.479.068	1	Testata
5.479.069	1	Testata
6.121.067	1	Asta
6.121.068	1	Asta
6.161.089	1	Cilindro
6.161.091	1	Cilindro
7.275.747	1	Kit guarnizioni 1 stadio
7.275.748	1	Kit guarnizioni 2 stadio

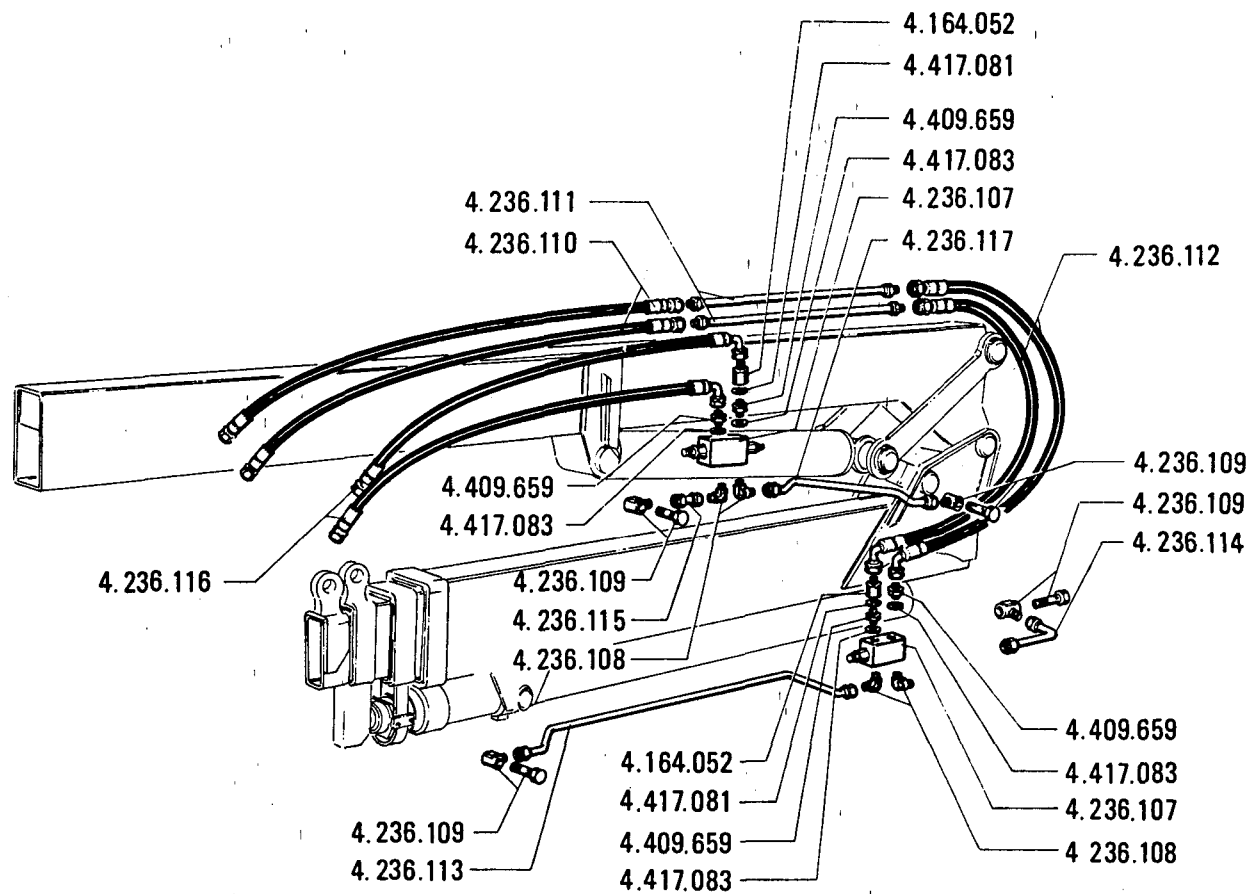
MART. BRACCI ANTENNA HI 7.449.777

- ★ Boom cylinder
- ★ Vérin bras

- ★ Auslegerzylinder
- ★ Cilindro brazo

PM 17002

40.058 **S.066.1**



N. Identif.	Quant.	Denominazione
-------------	--------	---------------

4.164.052	2	Colonna
4.236.107	2	Valvola
4.236.108	4	Raccordo
4.236.109	4	Raccordo
4.236.110	2	Tubo gomma
4.236.111	2	Tubo in ferro
4.236.112	2	Tubo in gomma
4.236.113	1	Tubo in ferro
4.236.114	1	Tubo in ferro
4.236.115	1	Tubo in ferro
4.236.116	2	Tubo in gomma
4.236.117	1	Tubo in ferro
4.409.659	4	Raccordo
4.417.081	2	Rondella
4.417.083	4	Rondella

IMPIANTO IDRAULICO ANTENNA HI

★ Hydraulic system

★ Hydraulikanlage

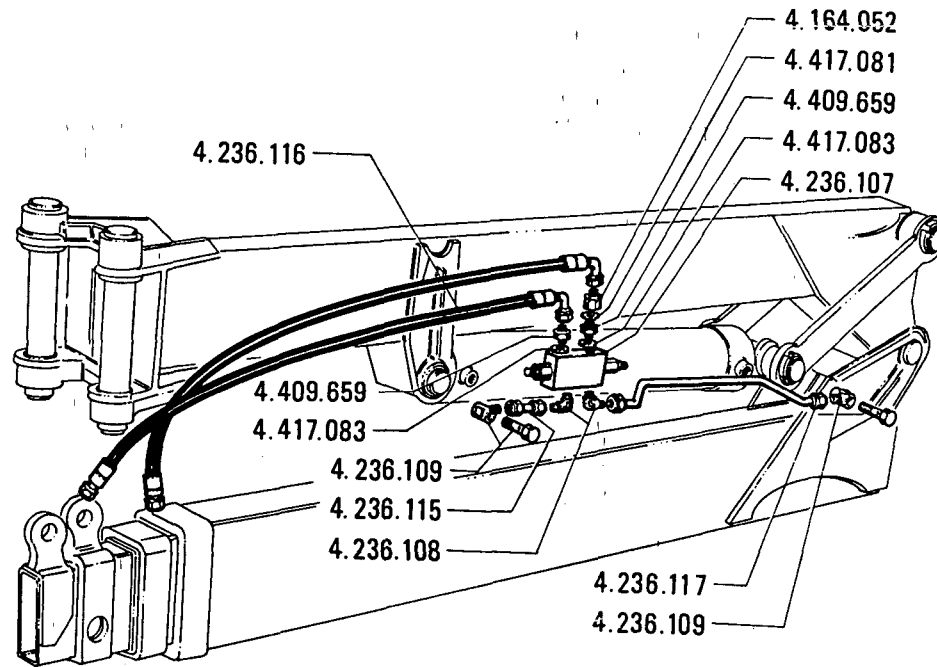
★ Circuit hydraulique

★ Instalacion hidraulico

PM 17002

40.001

S.067.0



N. Identif.	Quant.	Denominazione
4.164.052	1	Colonna
4.236.107	1	Valvola
4.236.108	2	Raccordo
4.236.109	2	Raccordo
4.236.115	1	Tubo in ferro
4.236.116	2	Tubo gomma
4.236.117	1	Tubo in ferro
4.409.652	2	Raccordo
4.417.081	1	Rondella
4.417.083	2	Rondella

IMPIANTO IDRAULICO ANTENNA H

★ Hydraulic system

★ Hydraulikanlage

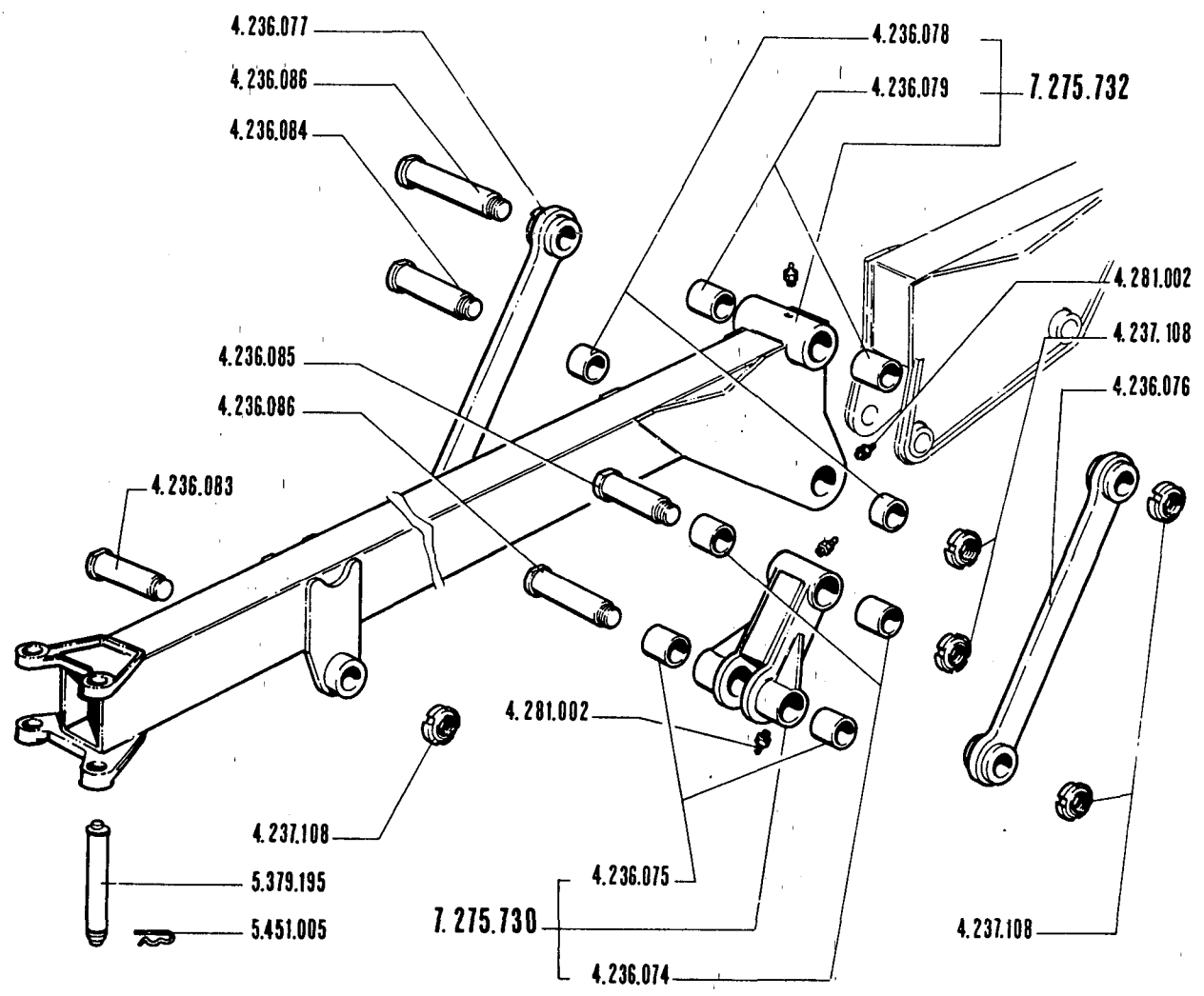
★ Circuit hydraulique

★ Instalacion hidraulico

PM 25003

40.001

S.043.0



N. Identif.	Quant.	Denominazione
4.236.074	2	Boccola
4.236.075	2	Boccola
4.236.076	1	Bilanciere
4.236.077	1	Bilanciere
4.236.078	2	Boccola
4.236.079	2	Boccola
4.236.083	1	Perno
4.236.084	1	Perno
4.236.085	1	Perno
4.236.086	2	Perno
4.237.108	5	Ghiera
4.281.002	6	ingrassatore
5.379.195	2	Perno
5.451.005	2	Spilla di sicurezza
7.275.730	1	Kit biella
7.275.732	1	Kit mensola

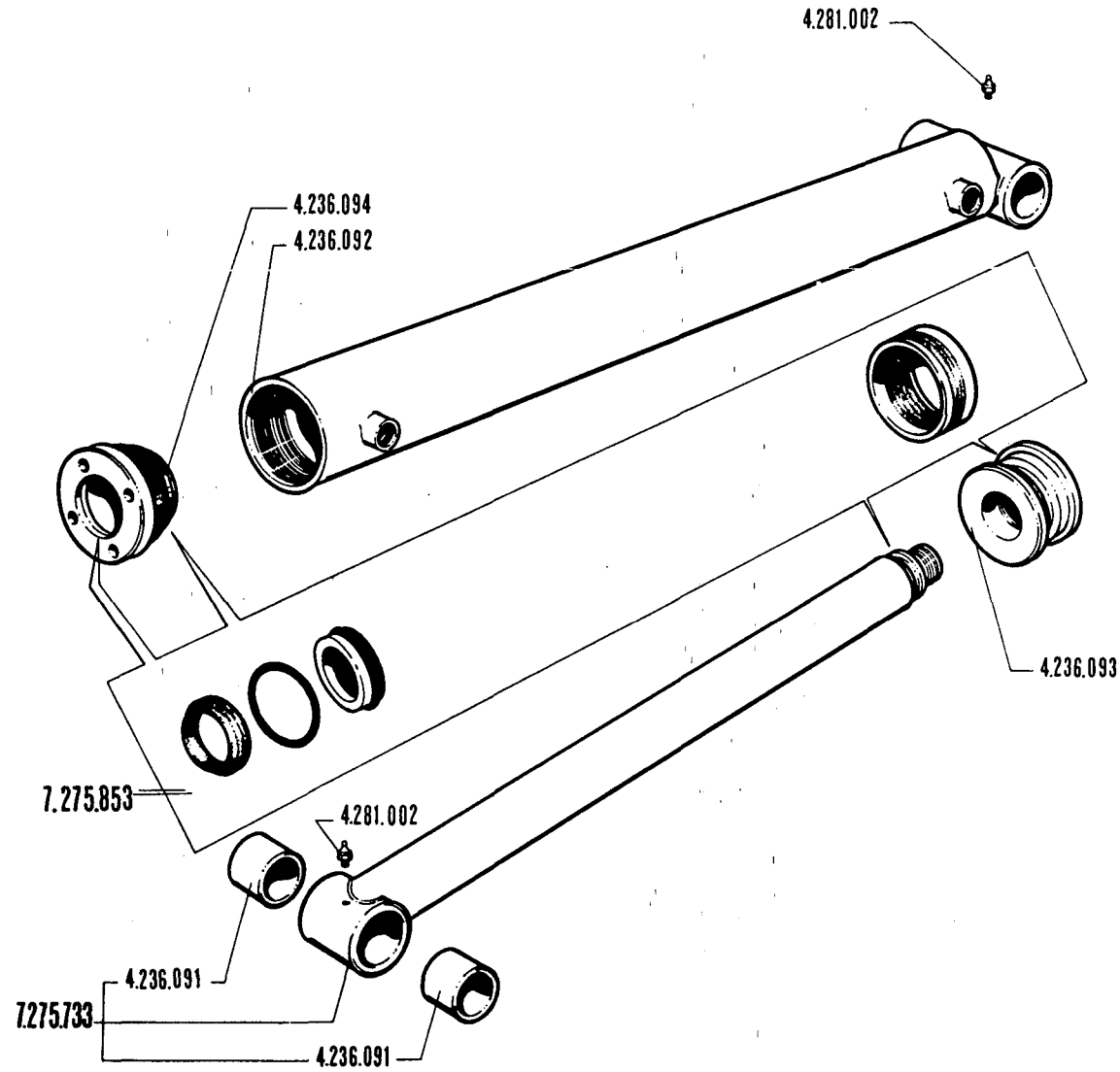
ANTENNA H

- ★ H jib
- ★ Bras articule H

- ★ Antenne H
- ★ Antena H

PM 25003

40.001 **S.041.0**
1/2



N. Identif.	Quant.	Denominazione
4.236.091	2	Boccola
4.236.092	1	Cilindro
4.236.093	1	Pistone
4.236.094	1	Testata
4.281.002	2	Ingrassatore
7.275.733	1	Kit asta
7.275.853	1	Kit guarnizioni

MARTIN. SNODO ANTENNA H 4.236.131

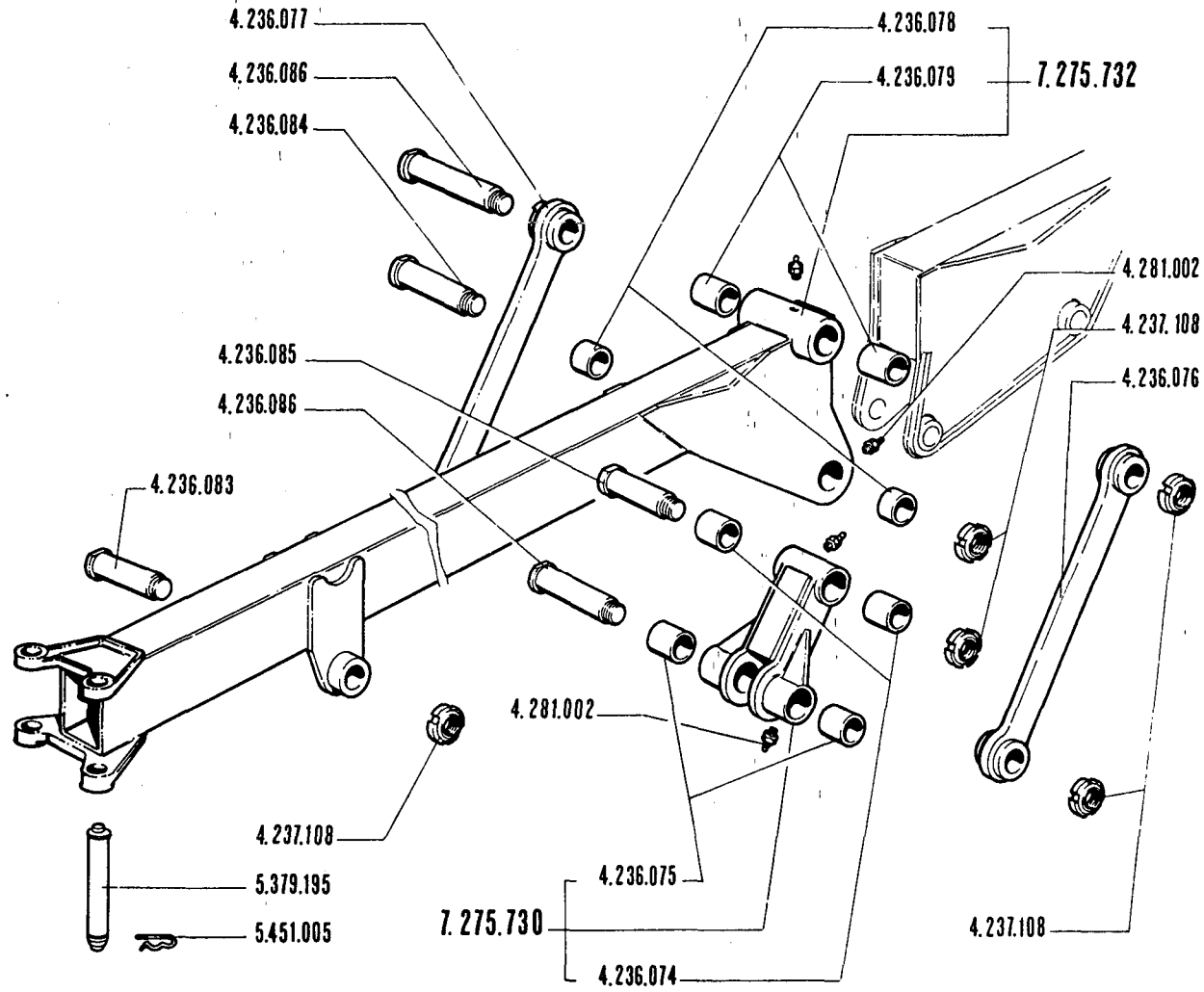
★ *Articulation cylinder*
 ★ *Verin d'articulation*

★ *Gelenkzylinder*
 ★ *Cilindro a juntura articulada*

PM 25003

40.001

S.042.0



N. Identif.	Quant.	Denominazione
4.236.074	2	Boccola
4.236.075	2	Boccola
4.236.076	1	Bilanciere
4.236.077	1	Bilanciere
4.236.078	2	Boccola
4.236.079	2	Boccola
4.236.083	1	Perno
4.236.084	1	Perno
4.236.085	1	Perno
4.236.086	2	Perno
4.237.108	2	Ghiera
4.281.002	6	ingrassatore
5.379.195	2	Perno
5.451.005	2	Spilla di sicurezza
7.275.730	1	Kit biella
7.275.732	1	Kit mensola

ANTENNA HI

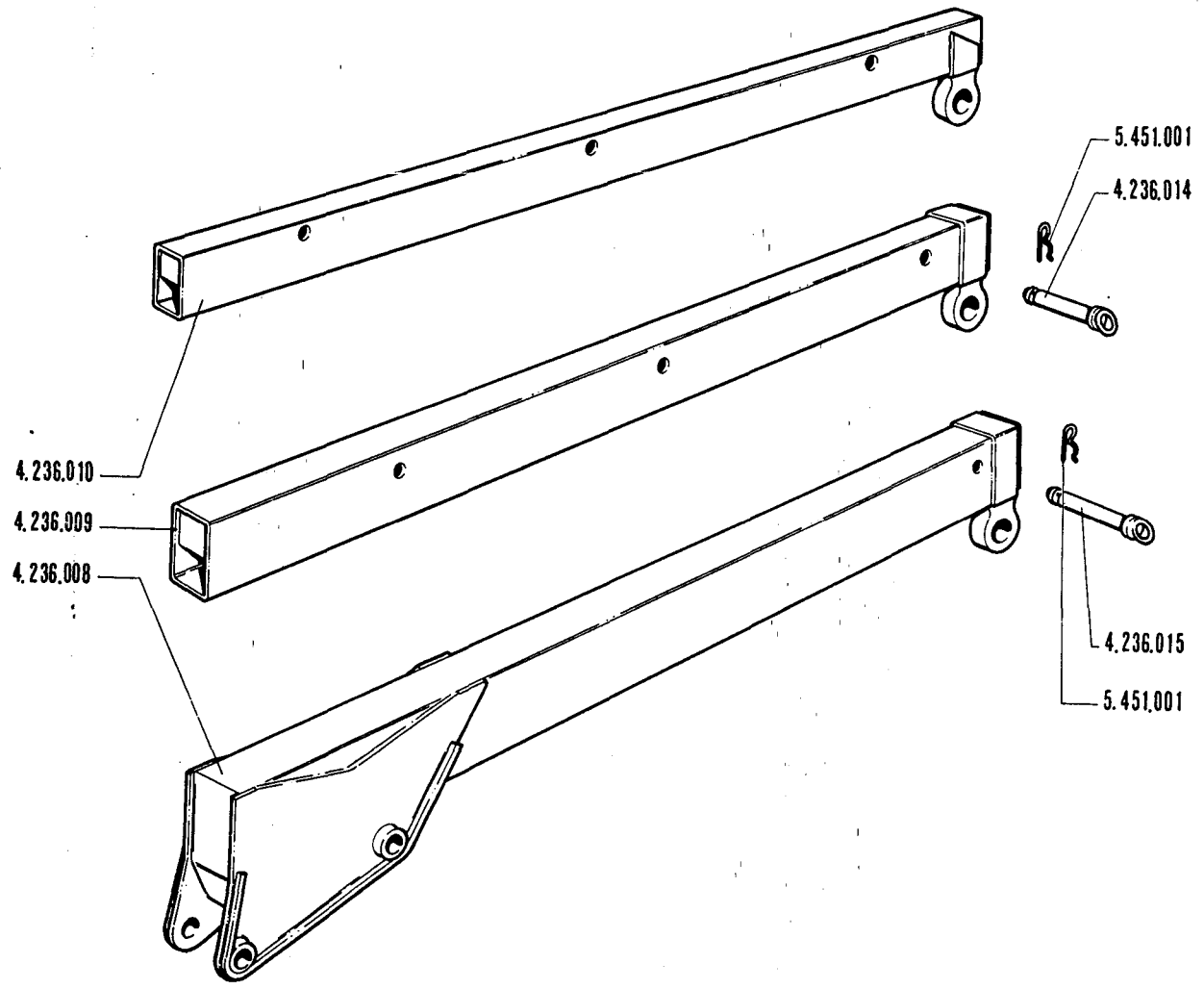
- ★ HI jib
- ★ Bras articulé HI

- ★ Antenne HI
- ★ Antena HI

PM 25003

40.001 **S.044.0**
1/2

B 2



N. Identif.	Quant.	Denominazione
4.236.008	1	Braccio
4.236.009	1	Braccio
4.236.010	1	Braccio
4.236.014	1	Perno
4.236.015	1	Perno
5.451.001	2	Spilla di sicurezza

ANTENNA H

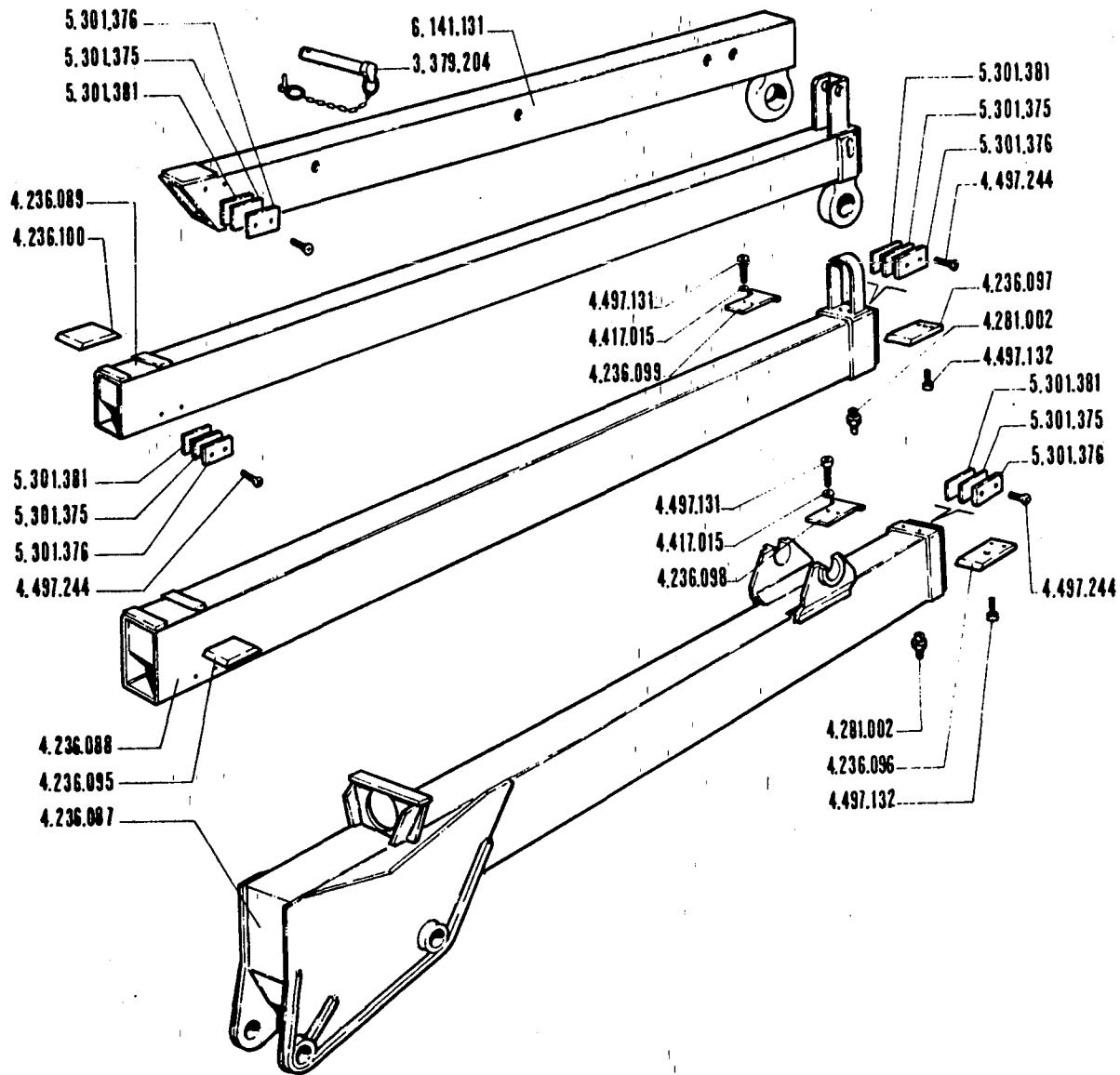
- ★ H jib
- ★ Bras articulé H

- ★ Antenne H
- ★ Antena H

PM 7002

40.001

S.071.0
2/2



N. Identif.	Quant.	Denominazione
3.379.204	1	Perno
4.236.087	1	Braccio
4.236.088	1	Braccio
4.236.089	1	Braccio
4.236.095	1	Pattino
4.236.096	1	Pattino
4.236.097	1	Pattino
4.236.098	1	Pattino
4.236.099	1	Pattino
4.236.100	1	Pattino
4.281.002	2	Ingrassatore
4.417.015	4	Rondella
4.497.131	4	Vite
4.497.132	4	Vite
4.497.244	20	Vite
5.301.375	10	Spessore
5.301.376	10	Spessore
5.301.381	10	Spessore
6.141.131	1	Braccio

ANTENNA HI

★ HI jlb

★ Bras articulé HI

★ Antenne HI

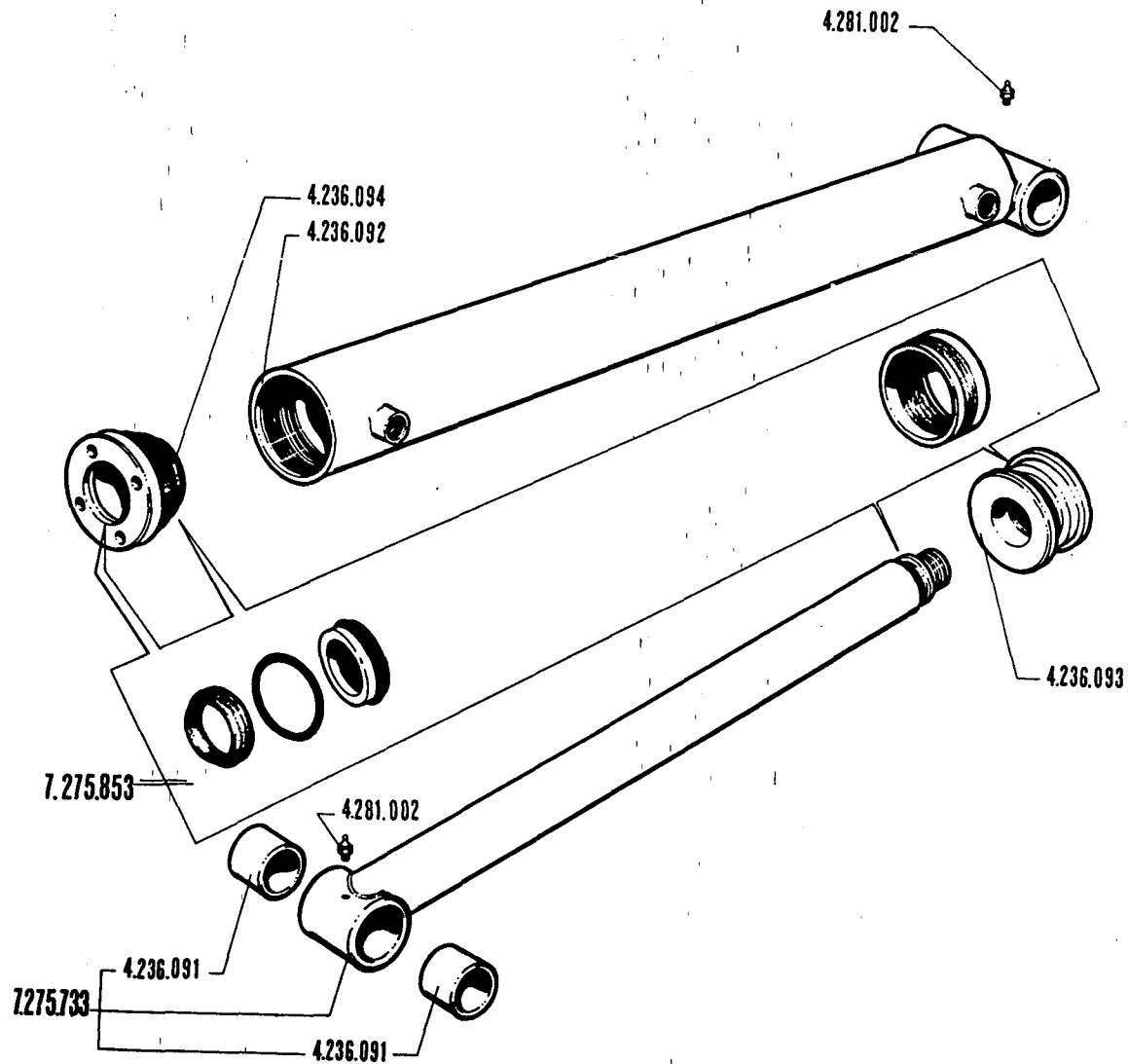
★ Antena HI

PM 25003

40.001

S.044.0

2/2



N. Identif.	Quant.	Denominazione
4.236.091	2	Boccola
4.236.092	1	Cilindro
4.236.093	1	Pistone
4.236.094	1	Testata
4.281.002	2	Ingrassatore
7.275.733	1	Kit asta
7.275.853	1	Kit guarnizioni

MARTIN. SNODO ANTENNA HI 4.236.131

★ *Articulation cylinder*

★ *Vérin d'articulation*

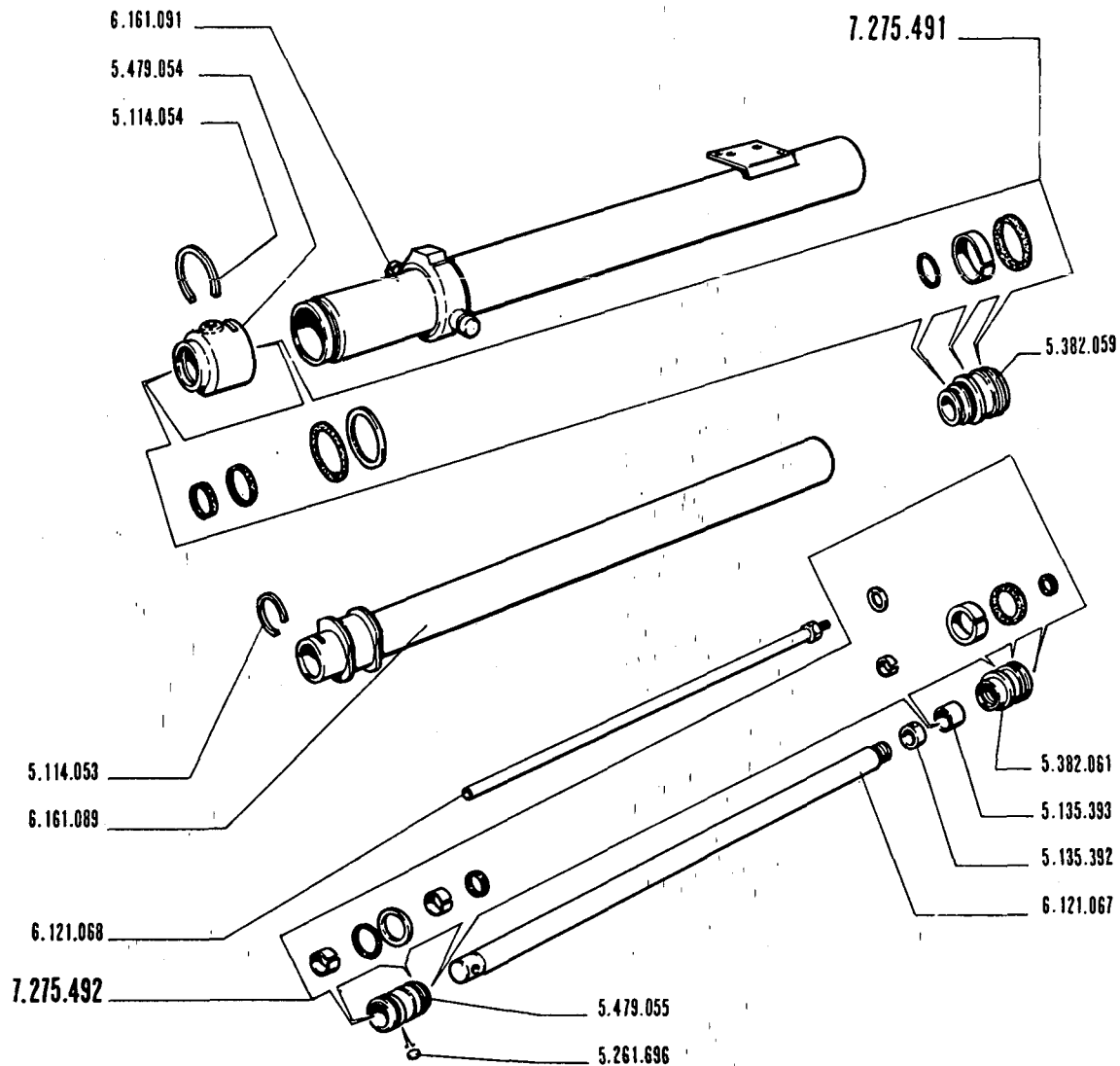
★ *Gelenkzylinder*

★ *Cilindro a juntura articulada*

PM 25003

40.001

S.045.0



N. Identif.	Quant.	Denominazione
5.114.053	1	Anello
5.114.054	1	Anello
5.135.392	1	Boccola
5.135.393	1	Boccola
5.261.696	2	Fermo
5.382.059	1	Pistone
5.382.061	1	Pistone
5.479.054	1	Testata
5.479.055	1	Testata
6.121.067	1	Asta
6.121.068	1	Asta
6.161.089	1	Cilindro
6.161.091	1	Cilindro
7.275.491	1	Kit guarnizioni I stadio
7.275.492	1	Kit guarnizioni II stadio

MART. BRACCI ANTENNA HI 7.449.444

★ Boom cylinder
★ Vérin bras

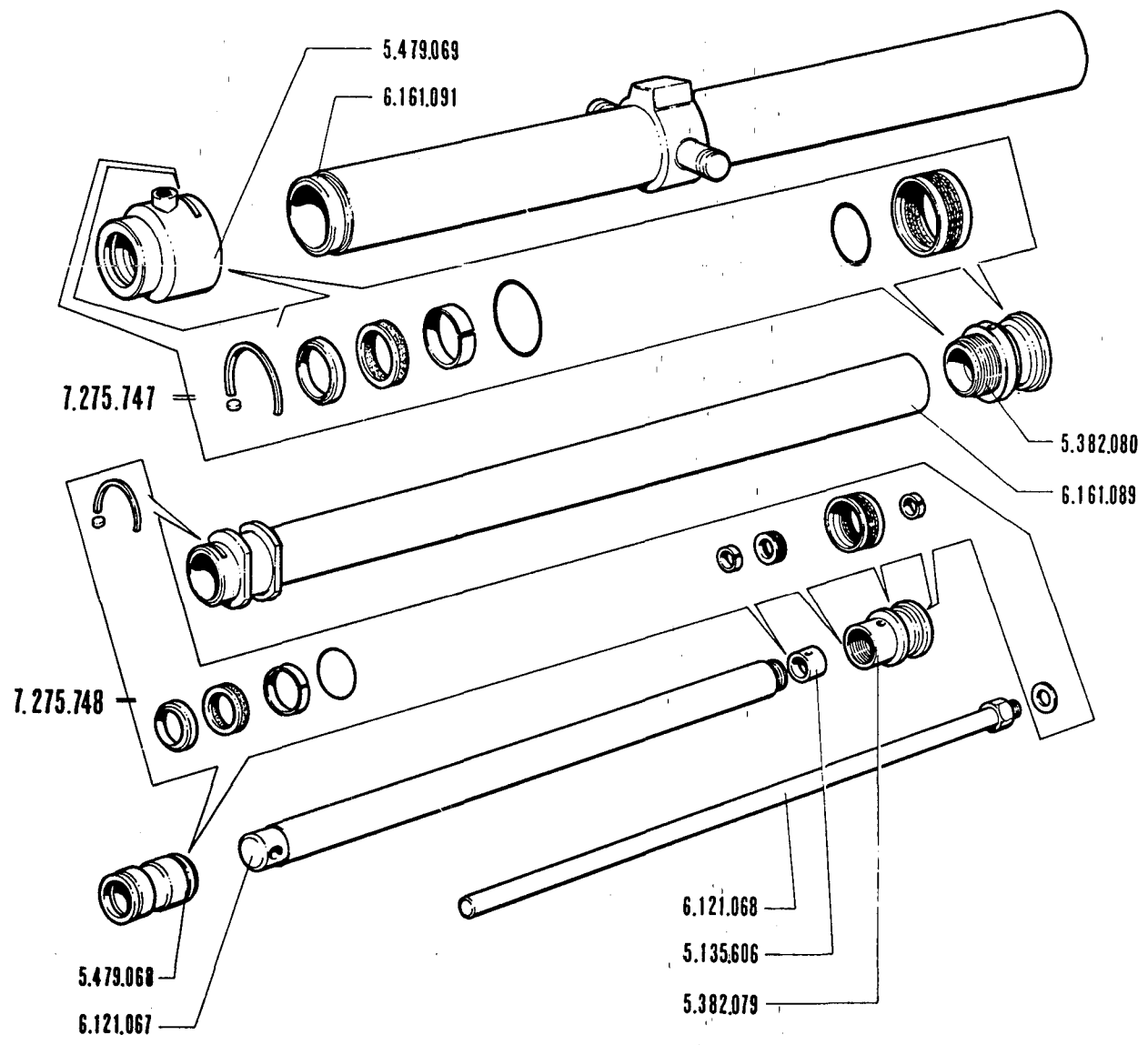
★ Auslegerzylinder
★ Cilindro brazo

PM 25003

40.001

S.046.0

E 1



N. Identif.	Quant.	Denominazione
5.135.606	1	Boccola
5.382.079	1	Pistone
5.382.080	1	Pistone
5.479.068	1	Testata
5.479.069	1	Testata
6.121.067	1	Asta
6.121.068	1	Asta
6.161.089	1	Cilindro
6.161.091	1	Cilindro
7.275.747	1	Kit guarnizioni 1 stadi
7.275.748	1	Kit guarnizioni 2 stadi

MART. BRACCI ANTENNA HI 7.449.777

★ Boom cylinder

★ Auslegerzylinder

★ Värin bras

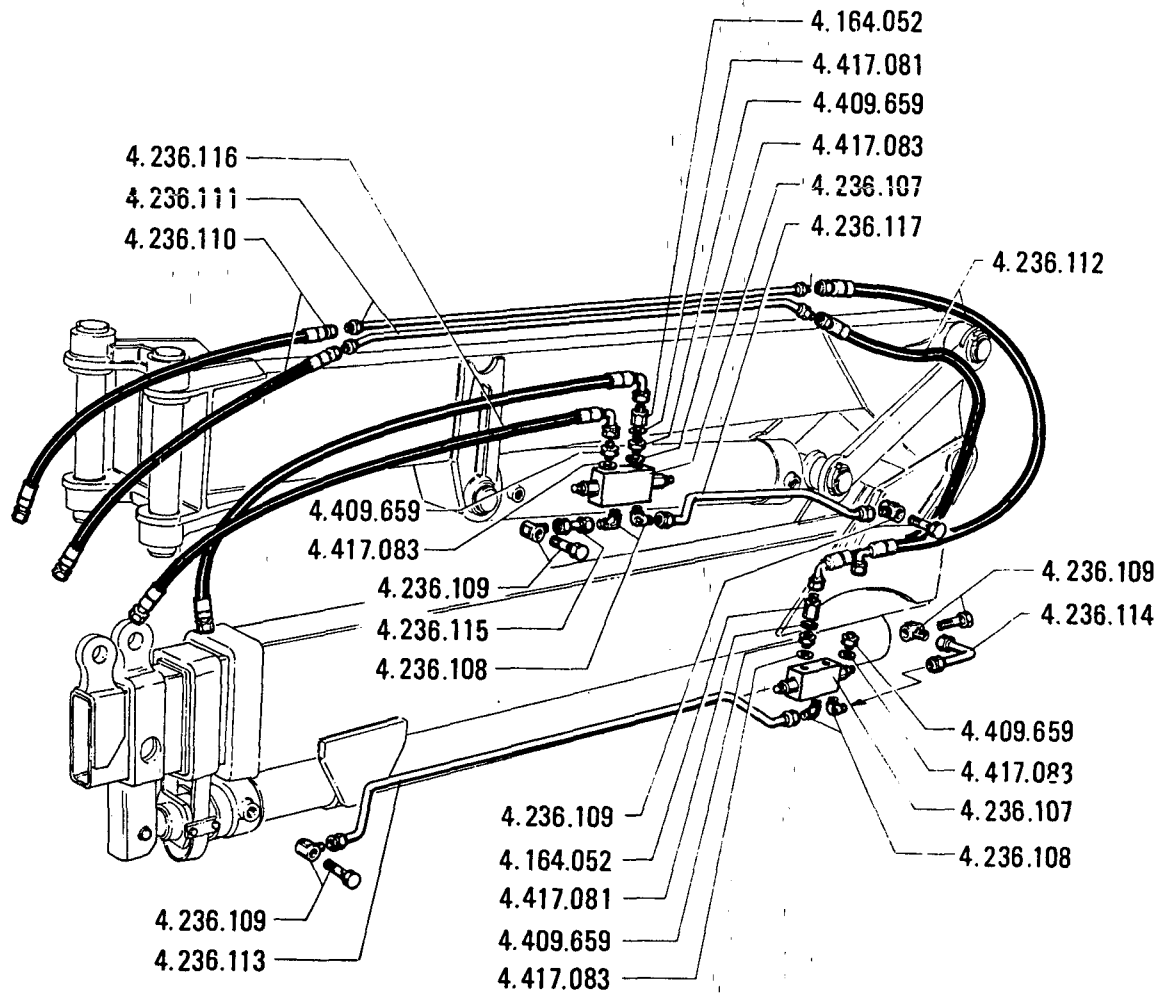
★ Cilindro brazo

PM 25003

40.041

S.046.1

E2



N. Identif.	Quant.	Denominazione
4.164.052	2	Colonna
4.236.107	2	Valvola
4.236.108	4	Raccordo
4.236.109	4	Raccordo
4.236.110	2	Tubo gomma
4.236.111	2	Tubo in ferro
4.236.112	2	Tubo gomma
4.236.113	1	Tubo in ferro
4.236.114	1	Tubo in ferro
4.236.115	1	Tubo in ferro
4.236.116	2	Tubo in gomma
4.236.117	1	Tubo in ferro
4.409.659	4	Raccordo
4.417.081	2	Rondella
4.417.083	4	Rondella

IMPIANTO IDRAULICO ANTENNA HI

★ Hydraulic system

★ Circuit hydraulique

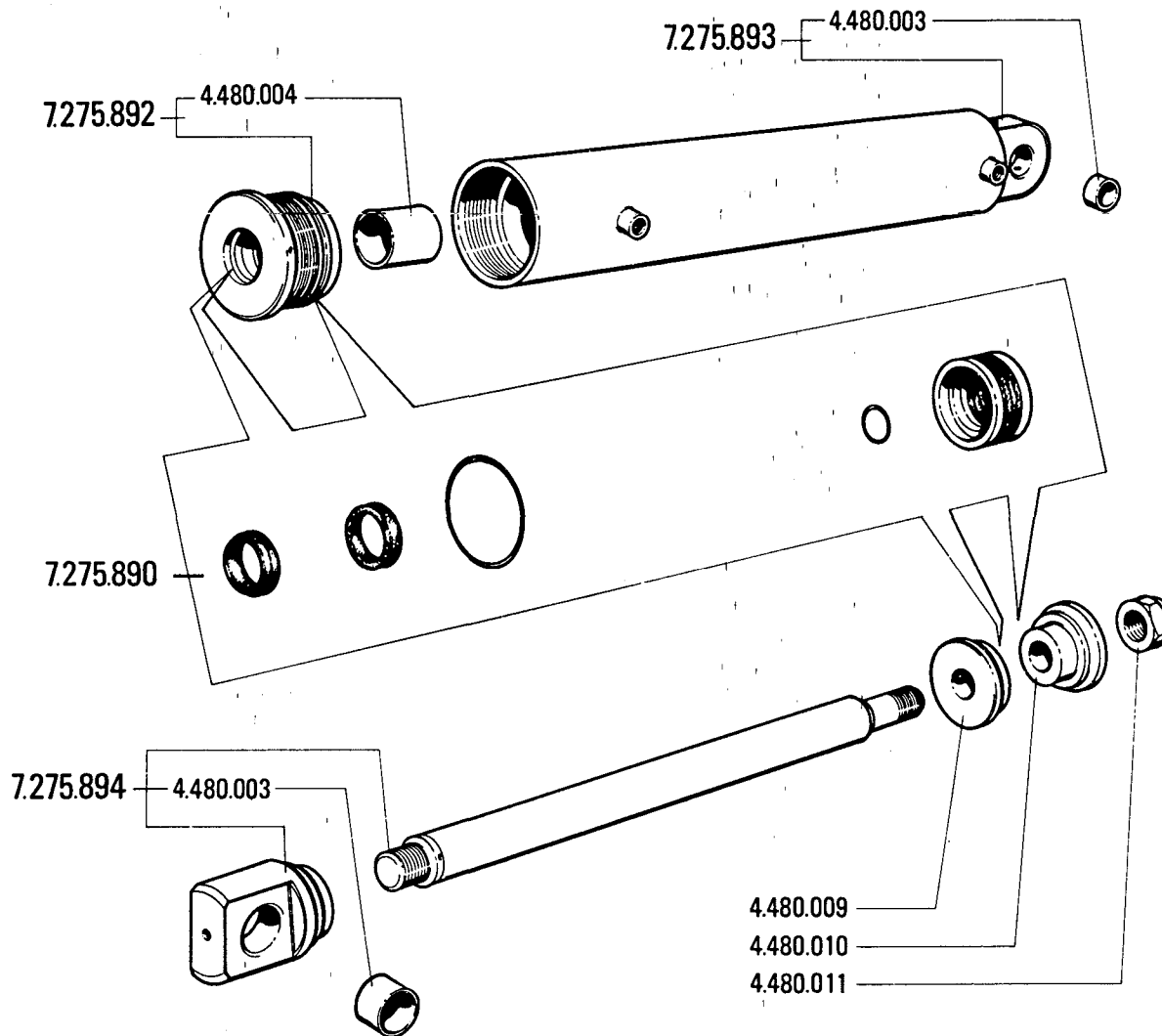
★ Hydraulikanlage

★ Instalacion hidraulico

PM 25003

40.001

S.047.0



N. Identif.	Quant.	Denominazione
4.480.003	2	Boccola
4.480.004	1	Boccola
4.480.009	1	Pistone
4.480.010	1	Pistone
4.480.011	1	Ghiera
7.275.890	1	Kit guarnizioni
7.275.892	1	Kit testata
7.275.893	1	Kit cilindro
7.275.894	1	Kit asta

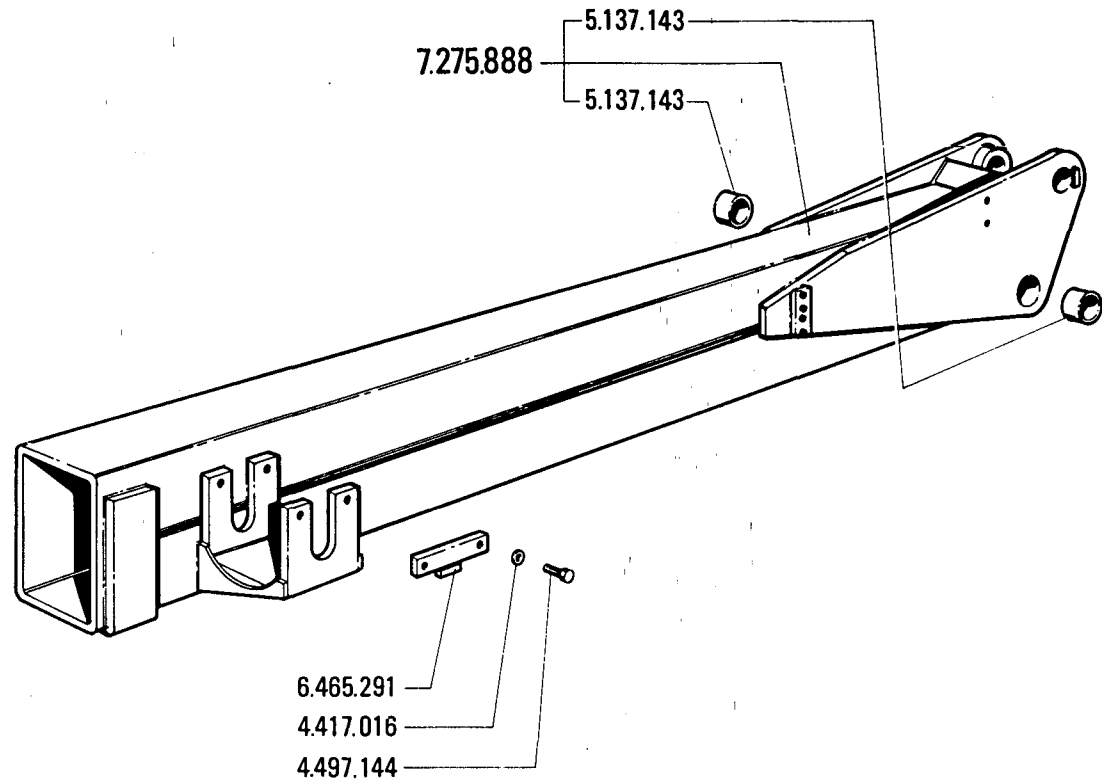
MART. SNODO

* *Articulation cylinder*
 * *Vérin d'articulation*

* *Gelenkzylinder*
 * *Cilindro a juntura articulada*

34003

S.112.0



N. Identif.	Quant.	Denominazione
4.417.016	4	Rondella
4.497.144	4	Vite
5.137.143	2	Boccola
6.465.291	2	Supporto
7.275.888	1	Kit 1° Braccio

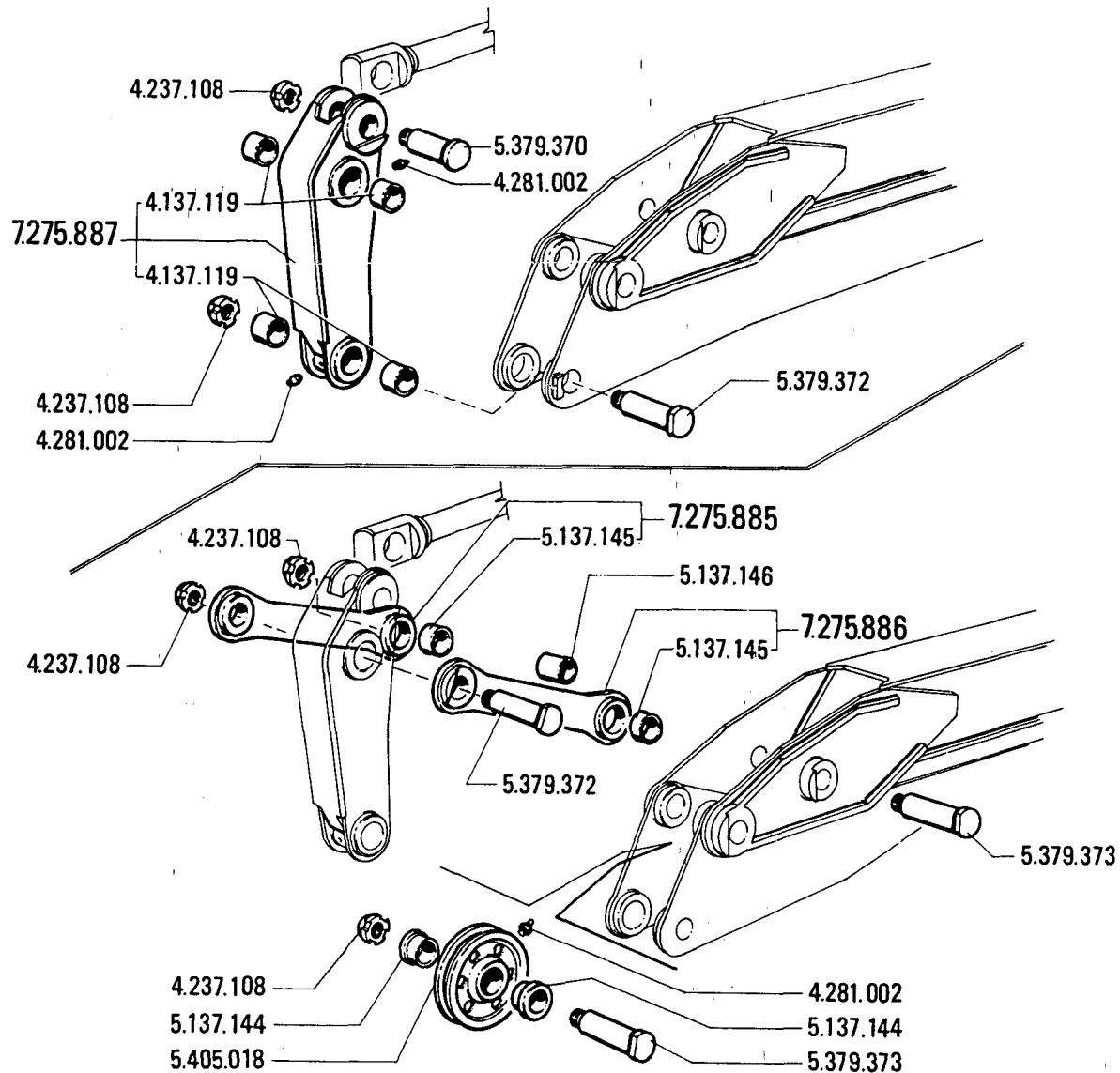
1° BRACCIO

- * 1st Boom section
- * Flèche (partie fixe)

- * Ausleger (unziehbarer Teil)
- * Pluma (seccion fija)

S.113.0
1/2

E 7



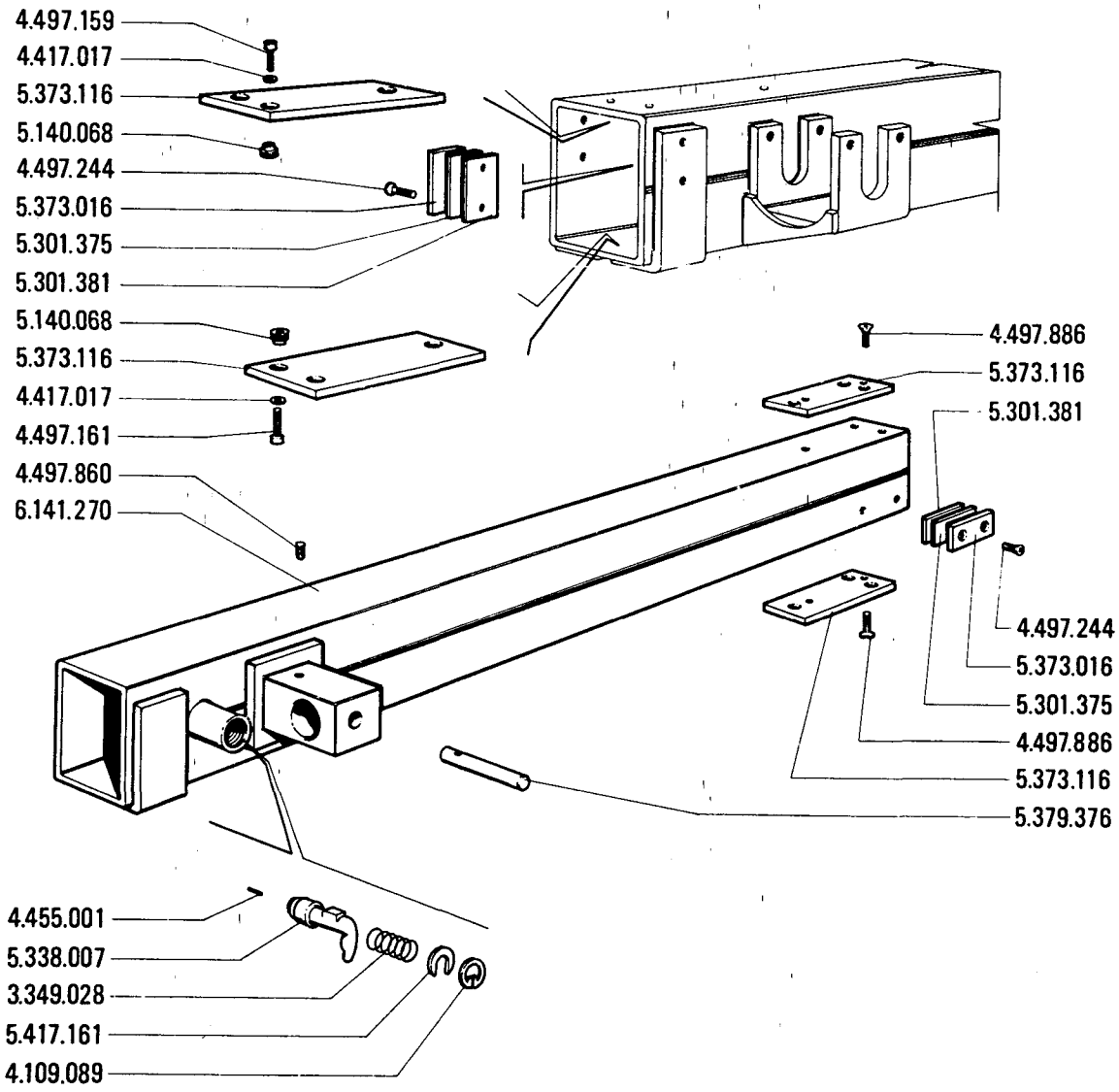
N. Identif.	Quant.	Denominazione
4.137.119	4	Boccola
4.237.108	5	Ghiera
4.281.002	5	Ingrassatore
5.137.144	2	Boccola
5.137.145	2	Boccola
5.137.146	1	Boccola
5.379.370	1	Perno
5.379.372	2	Perno
5.379.373	2	Perno
5.405.018	1	Puleggia
7.275.885	1	Kit biella
7.275.886	1	Kit biella
7.275.887	1	Kit bilanciere

1° BRACCIO

- * 1st Boom section
- * Flèche (partie fixe)

- * Ausleger (unziehbarer Teil)
- * Pluma (seccion fija)

S.113.0
2/2

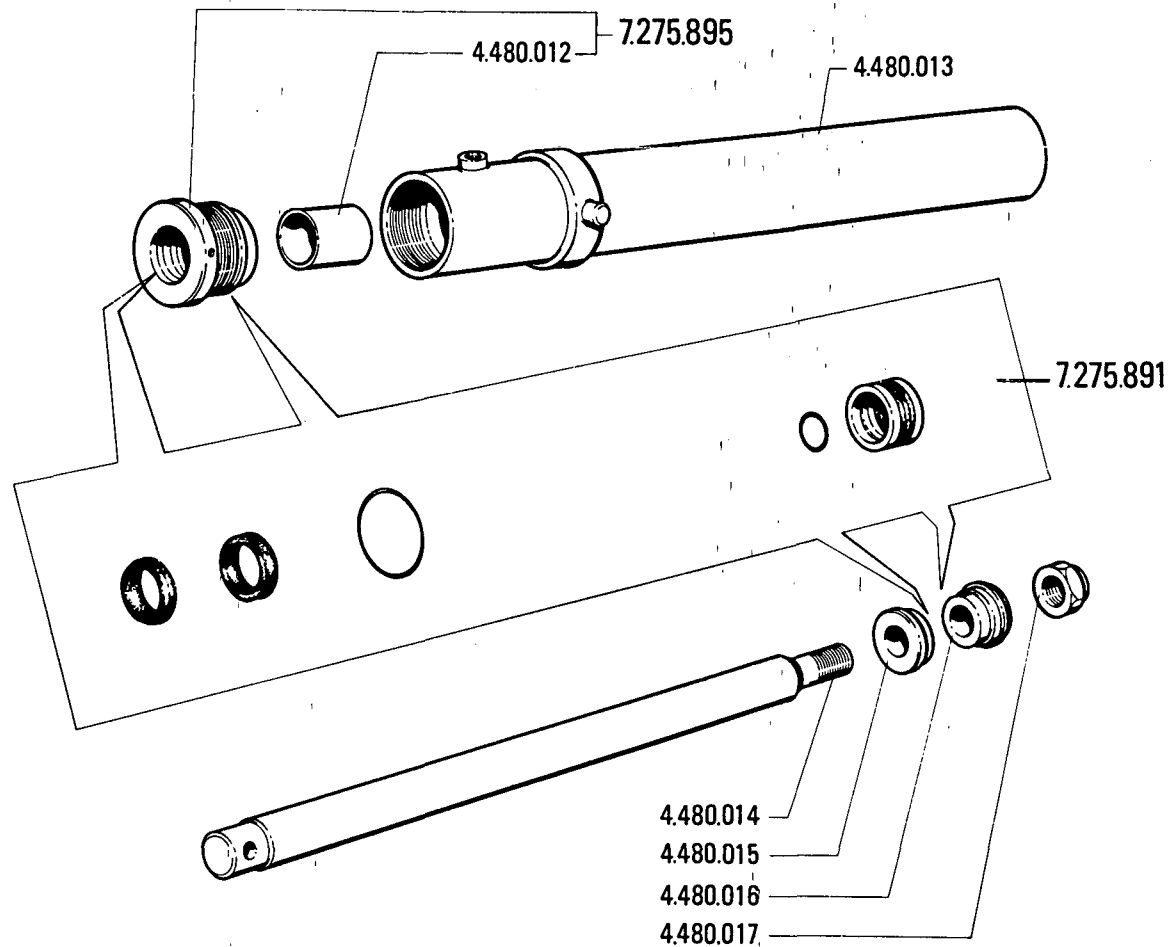


N. Identif.	Quant.	Denominazione
3.349.028	2	Molla
4.109.089	2	Anello elastico
4.417.017	6	Rondella
4.455.001	2	Spina elastica
4.497.159	4	Vite
4.497.161	2	Vite
4.497.244	8	Vite
4.497.860	1	Vite
4.497.886	6	Vite
5.140.068	6	Borchia
5.301.375	4	Spessore
5.301.381	4	Spessore
5.338.007	2	Maniglia
5.373.016	4	Pattino
5.373.116	4	Pattino
5.379.376	1	Perno
5.417.161	2	Rondella
6.141.270	1	2° Braccio

2° BRACCIO

- * Boom (first hydraulic section)
- * Flèche (1ère partie hydraulique)
- * Ausleger (1 hydraulischen Teil)
- * Pluma (primera parte hydraulica)

S.114.0



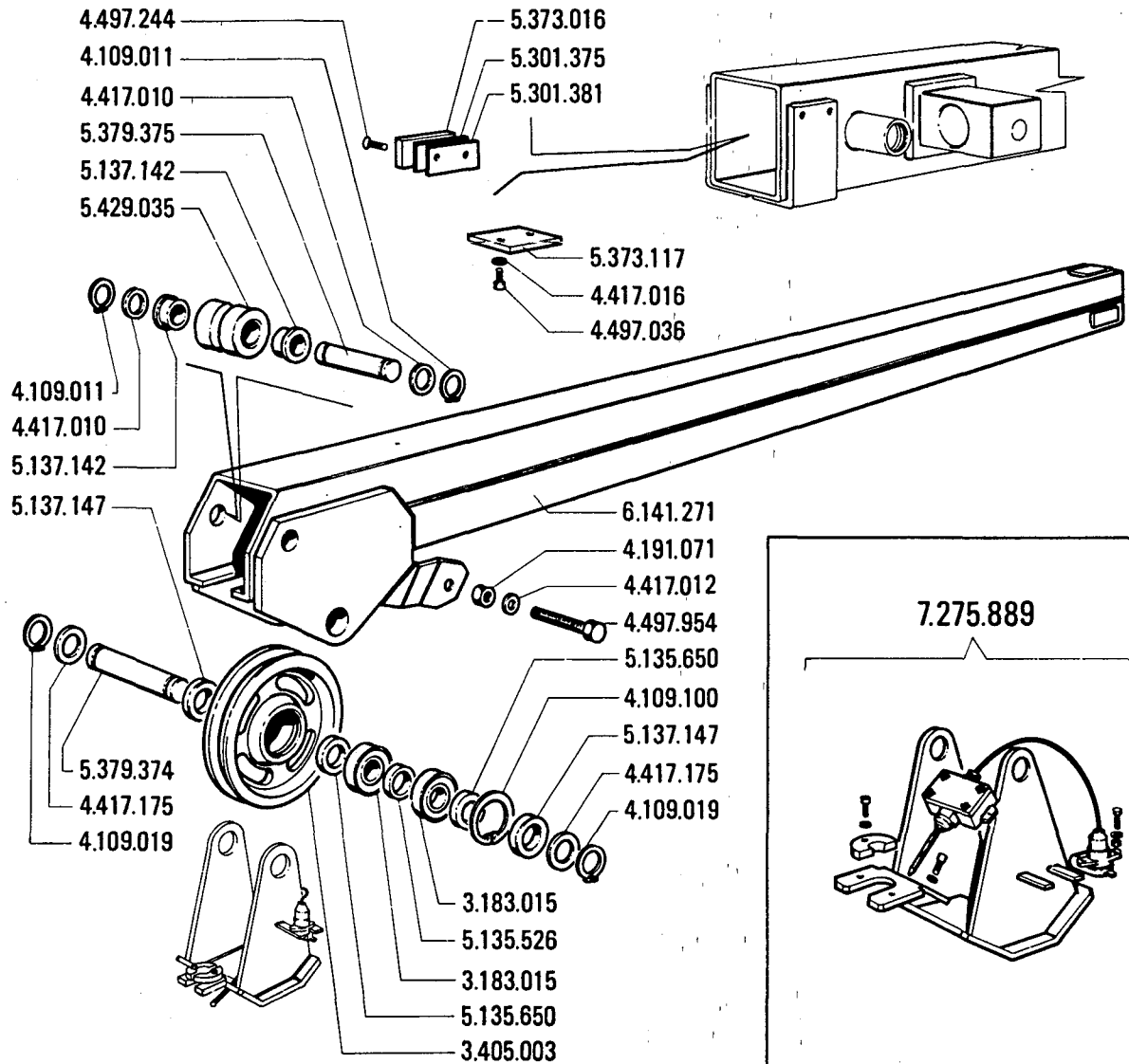
N. Identif.	Quant.	Denominazione
4.480.012	1	Boccola
4.480.013	1	Cilindro
4.480.014	1	Asta
4.480.015	1	Pistone
4.480.016	1	Pistone
4.480.017	1	Ghiera
7.275.891	1	Kit guarnizioni
7.275.895	1	Kit testata

MART. BRACCI

* *Boom cylinder*
 * *Vérin bras*

* *Auslegerzylinder*
 * *Cilindro braccio*

S.115.0

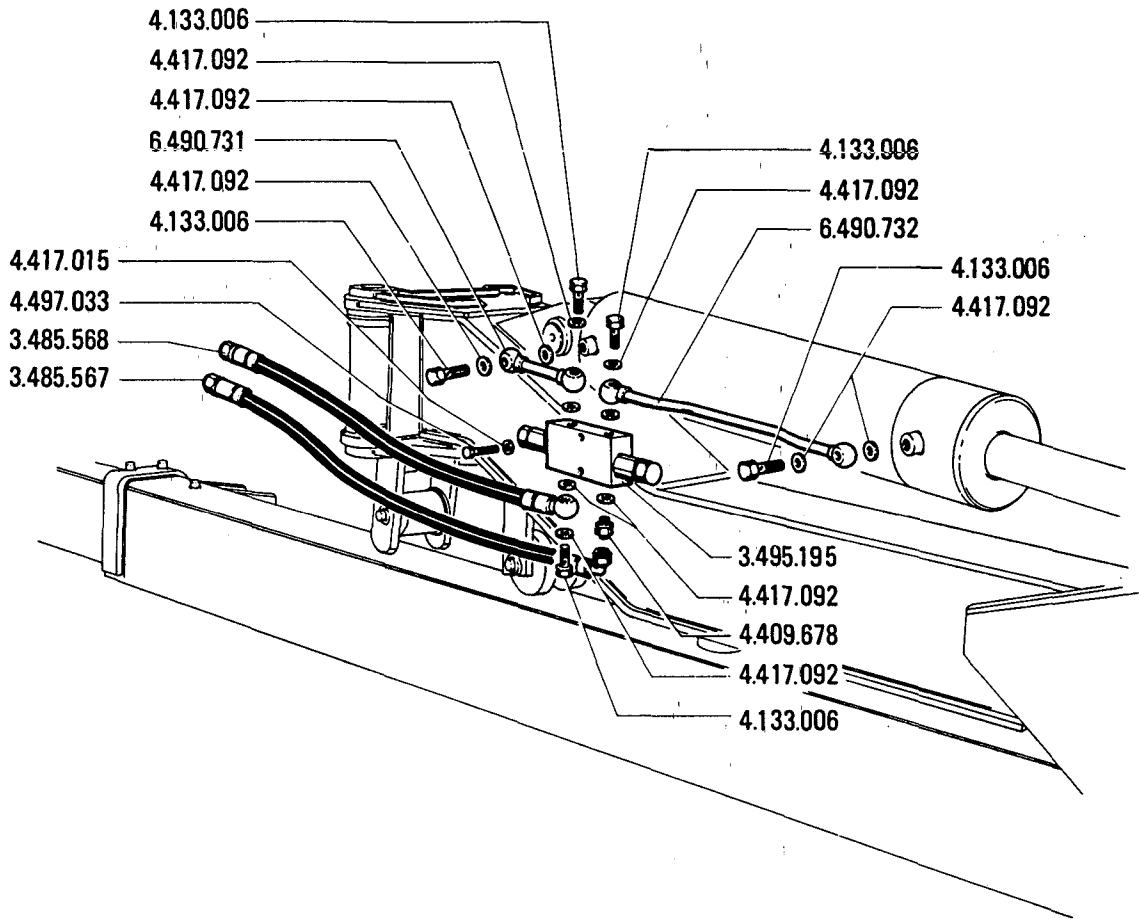


N. Identif.	Quant.	Denominazione
3.183.015	2	Cuscinetto
3.405.003	1	Puleggia
4.109.011	2	Anello elastico
4.109.019	2	Anello elastico
4.109.100	1	Anello elastico
4.191.071	1	Dado
4.417.010	2	Rondella
4.417.012	2	Rondella
4.417.016	2	Rondella
4.417.175	2	Rondella
4.497.036	11	Vite
4.497.244	4	Vite
4.497.954	1	Vite
5.135.526	1	Boccola
5.135.650	2	Boccola
5.137.142	2	Boccola
5.137.147	2	Boccola
5.301.375	2	Spessore
5.301.381	2	Spessore
5.373.016	2	Pattino
5.373.117	1	Pattino
5.379.374	1	Perno
5.379.375	1	Perno
5.429.035	1	Rullo
6.141.271	1	3° Braccio
7.275.888	1	Kit finecorsa salita

3° BRACCIO

* Boom (second hydraulic section) * Ausleger (2 hydraulischer Teil)
 * Flèche (2ème partie hydraulique) * Pluma (segunda seccion hydr.)

S.116.0

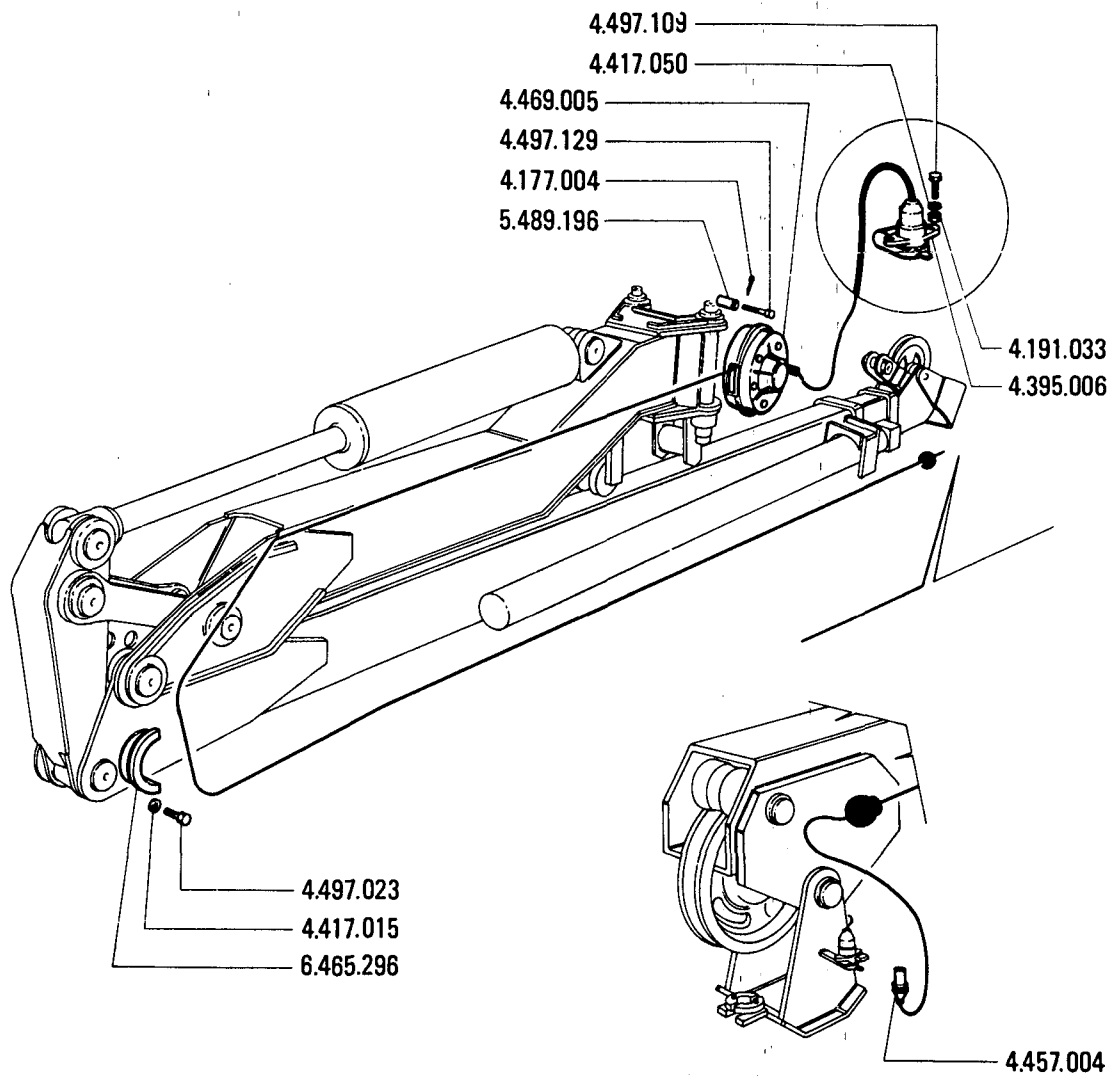


N. Identif.	Quant.	Denominazione
3.485.567	1	Tubo gomma
3.485.568	1	Tubo gomma
3.495.195	1	Valvola
4.133.006	5	Bochettone
4.409.678	1	Raccordo
4.417.015	2	Rondella
4.417.092	11	Rondella
4.497.033	2	Vite
6.490.731	1	Tubo in ferro
6.490.732	1	Tubo in ferro

COMANDO MARTINETTO SNODO

- * *Articulation cylinder control*
- * *Commande vérin articulation*
- * *Zylindergelenkpunktbetätigung*
- * *Mando del cilindro articulation*

S.117.0



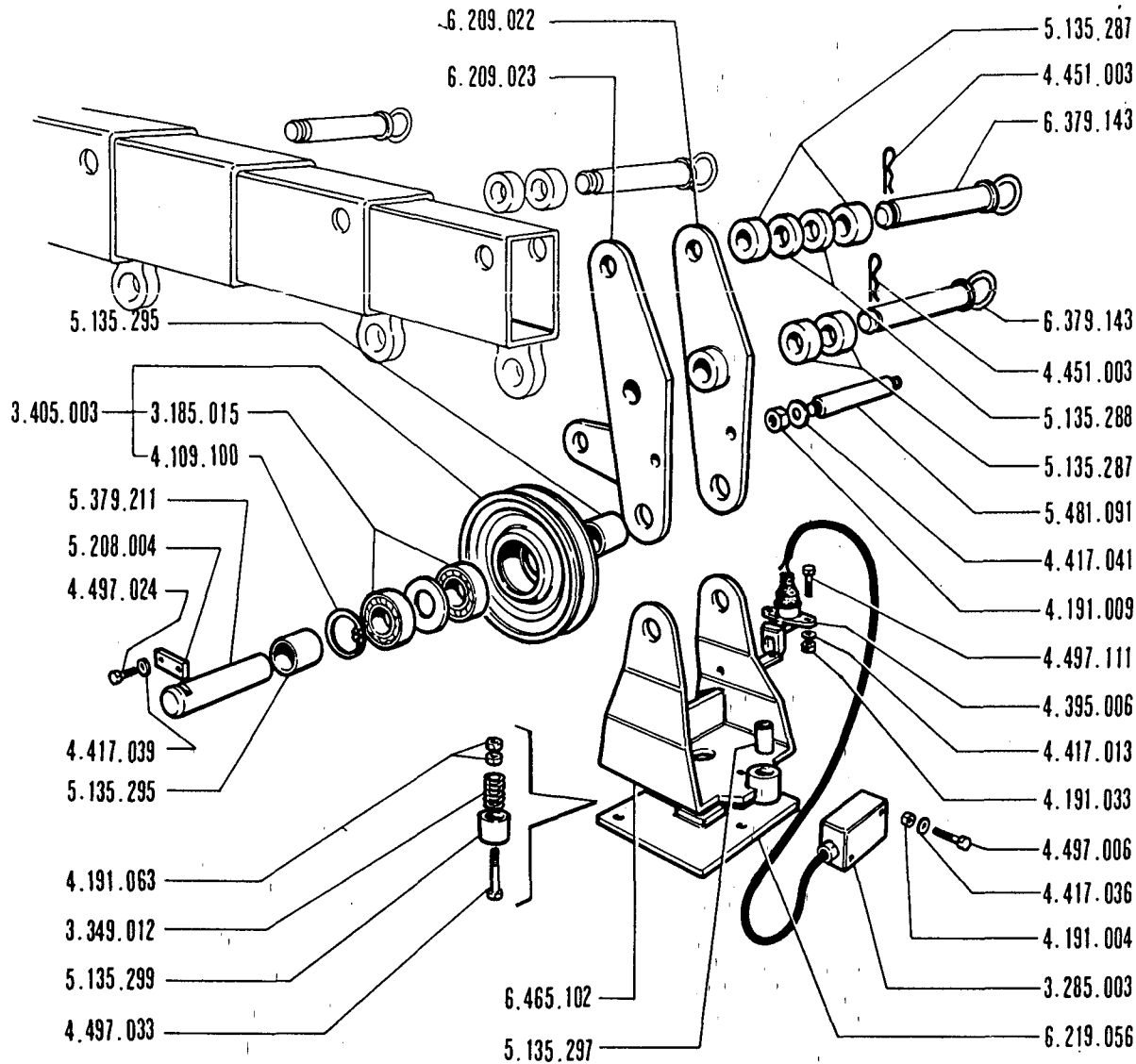
N. identif.	Quant.	Denominazione
4.177.004	1	Copiglia
4.191.033	2	Dado
4.395.006	1	Presca elettrica
4.417.015	2	Rondella
4.417.050	2	Rondella
4.457.004	1	Spina elettrica
4.469.005	1	Tamburo avvolgicavo
4.497.023	2	Vite
4.497.109	2	Vite
4.497.129	2	Vite
5.489.196	2	Distanziale
6.465.296	1	Supporto

IMPIANTO ELETTRICO

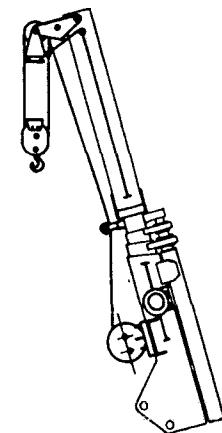
* *Electric system*
 * *Systeme electrique*

* *Elektrische anlage*
 * *Instalacion electrica*

S.119.0



N. Identif.	Quant.	Denominazione
3.183.015	2	Cuscinetto
3.285.003	1	Microinterruttore
3.349.012	3	Molla
3.405.003	1	Puleggia
4.109.100	2	Seeger
4.191.004	2	Dado
4.191.009	2	Dado
4.191.033	2	Dado
4.191.063	6	Dado
4.395.006	1	Presca elettrica
4.417.013	2	Rondella
4.417.036	2	Rondella
4.417.039	2	Rondella
4.417.041	2	Rondella
4.451.003	2	Spillo di sicurezza
4.497.006	2	Vite
4.497.024	2	Vite
4.497.033	3	Vite
4.497.111	2	Vite
5.135.287	4	Boccola
5.135.288	2	Boccola
5.135.295	2	Boccola
5.135.297	1	Boccola
5.135.299	3	Boccola
5.208.004	1	Fermo per perno
5.379.211	1	Perno
5.481.091	1	Tirante
6.209.022	1	Fiancata
6.209.023	1	Fiancata
6.219.056	1	Flangia
6.379.143	2	Perno
6.465.102	1	Supporto



BOZZ. SUP. E FINE CORSA SALITA

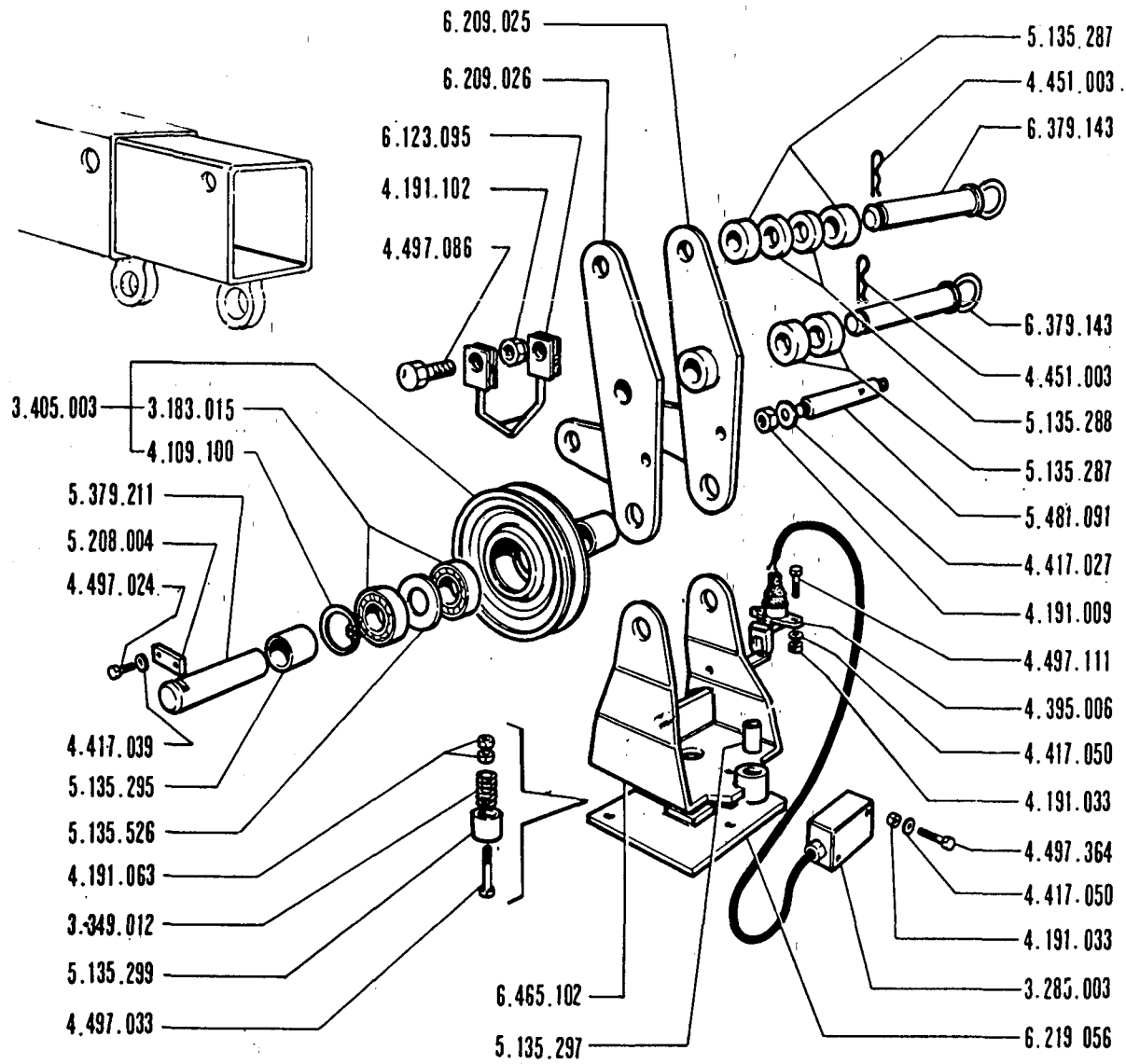
PM 25003

- Upper block - Rise limit switch
- Système poulies supérieur - fin de course de montée

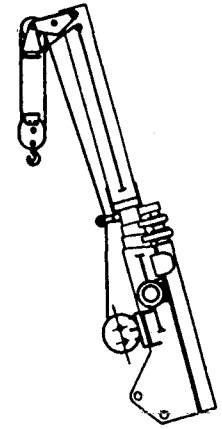
- Oberseilblock - Aufstiegschalter
- Parte superiora de la garrucha - Fin de carrera de subida

23.001

V.821.0



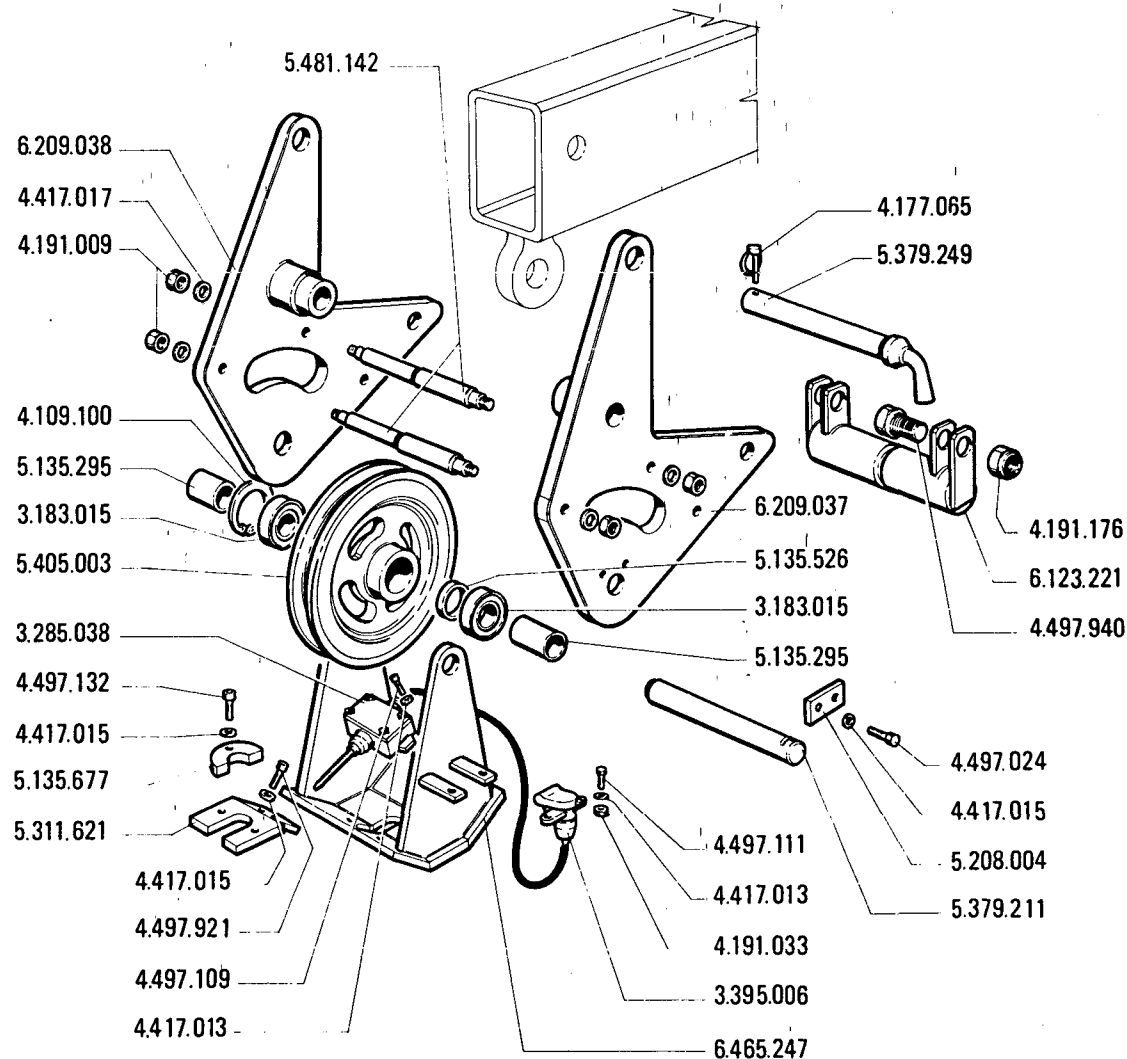
N. Identif.	Quant.	Denominazione
3.183.015	2	Cuscinetto
3.285.003	1	Microinterruttore
3.349.012	3	Molla
3.405.003	1	Puleggia
4.109.100	1	Anello elastico
4.191.009	2	Dado
4.191.033	4	Dado
4.191.063	6	Dado
4.191.102	2	Dado
4.395.006	1	Presse elettrica
4.417.027	2	Rondella
4.417.039	2	Rondella
4.417.050	4	Rondella
4.451.003	2	Spillo di sicurezza
4.497.024	2	Vite
4.497.033	3	Vite
4.497.086	2	Vite
4.497.111	2	Vite
4.497.364	2	Vite
5.135.287	4	Boccola
5.135.288	2	Boccola
5.135.295	2	Boccola
5.135.297	1	Boccola
5.135.299	3	Boccola
5.135.526	1	Boccola
5.208.004	1	Fermo per perno
5.379.211	1	Perno
5.481.091	1	Tirante
6.123.095	1	Attacco
6.209.025	1	Fiancata
6.209.026	1	Fiancata
6.219.056	1	Flangia
6.379.143	2	Perno
6.465.102	1	Supporto




BOZZELLO SUPERIORE E FINE CORSA SALITA

- ★ Winch upper block and lifting limiting stroke device
- ★ Obserseilblock - Aufstiegschalter
- ★ Poulie supérieure et fin de course montée
- ★ Garrucha parte superiora y fin de carrera de subida.

B.10: 19.001	
B.15: 39.001	
.....	V.821:1



N. Identif.	Quant.	Denominazione
3.183.015	2	Cuscinetto
3.285.038	1	Microinterruttore
3.395.006	1	Pres a elettrica
4.109.100	1	Anello elastico
4.177.065	2	Copiglia
4.191.009	6	Dado
4.191.033	2	Dado
4.191.176	2	Dado
4.417.013	4	Rondella
4.417.015	6	Rondella
4.417.017	6	Rondella
4.497.024	2	Vite
4.497.109	4	Vite
4.497.111	2	Vite
4.497.132	2	Vite
4.497.921	2	Vite
4.497.940	2	Vite
5.135.295	2	Boccola
5.135.526	1	Boccola
5.135.677	2	Boccola
5.208.004	1	Ferma spina
5.311.621	1	Supporto
5.379.211	1	Perno
5.379.249	2	Perno
5.405.003	1	Puleggia
5.481.142	3	Tirante
6.123.221	1	Attacco
6.209.037	1	Fiancata
6.209.038	1	Fiancata
6.465.247	1	Supporto



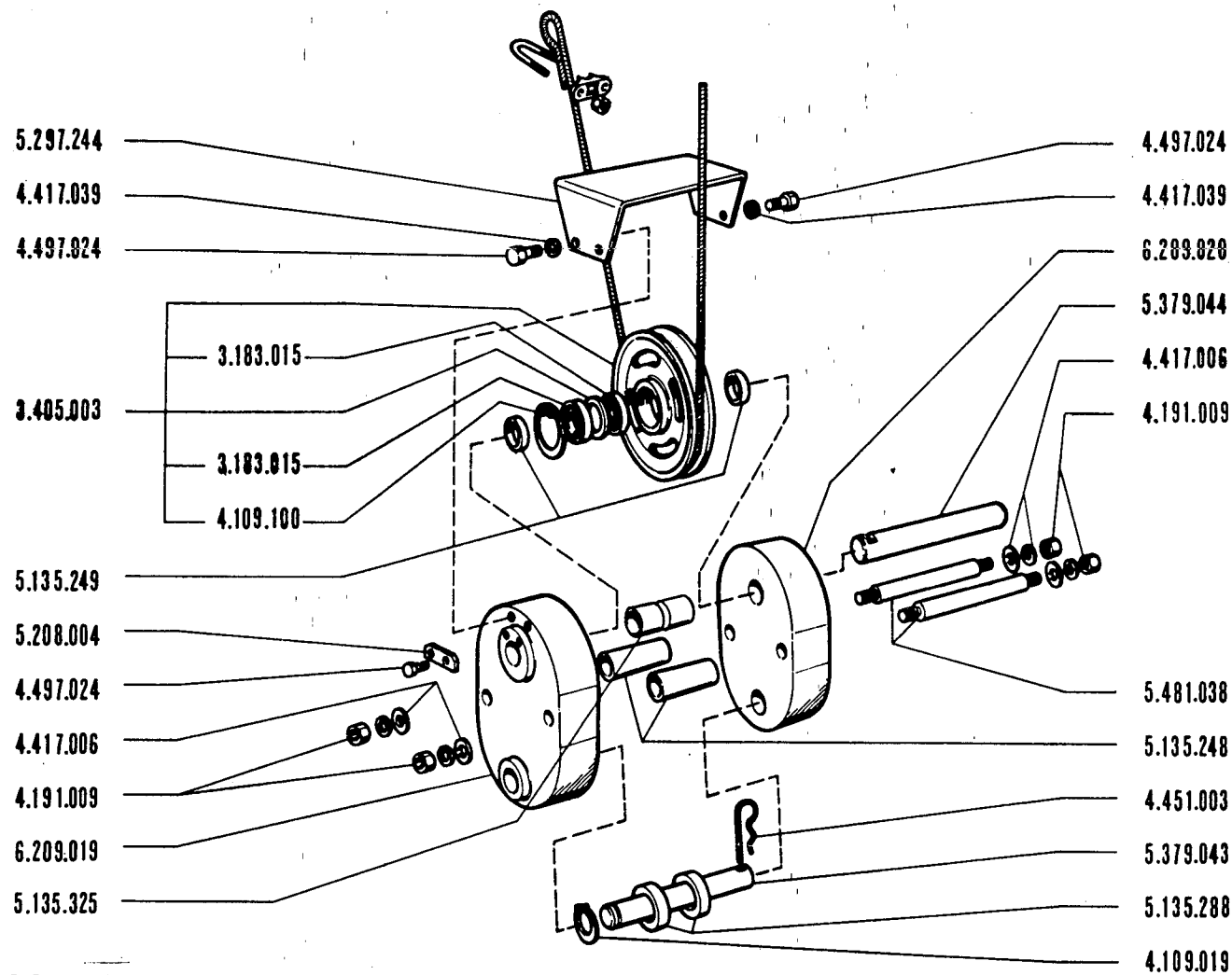
BOZZELLO SUPERIORE A 1-2 TIRI 449824

* Direct pull line two pull line upper winch block
 * Poulie superieure 1-2 brins

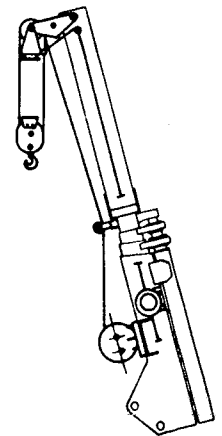
* Oberer Ein-bzw. Vierscheibenblock
 * Polea superior de 1-2 cables

39.284 N

V.821.2
1 2



N. Identif.	Quant.	Denominazione
3.183.015	2	Cuscinetto
3.405.003	1	Puleggia
4.109.019	1	Seeger
4.109.100	2	Seeger
4.191.009	4	Dado
4.417.006	8	Rondella
4.417.039	4	Rondella
4.451.003	1	Spillo di sicurezza
4.497.024	6	Vite
5.135.248	2	Boccola
5.135.249	2	Boccola
5.135.288	2	Boccola
5.135.325	1	Boccola
5.208.004	1	Fermo per perno
5.297.244	1	Lamiera
5.379.043	1	Perno
5.379.044	1	Perno
5.481.038	2	Tirante
6.209.019	1	Fiancata
6.209.020	1	Fiancata



* SOLO PER BOZZELLO A UN TIRO
 FOR ONE-PULL - LINE BLOCK ONLY
 POUR EQUIPMENT AVEC 1 SEULE POULIE
 NUR FÜR AUSRÜSTUNG MIT CINEM ROLLSCHIEBEM
 SOLAMENTE POR GARRUCHA A 1 UNIDAD DE TIRO

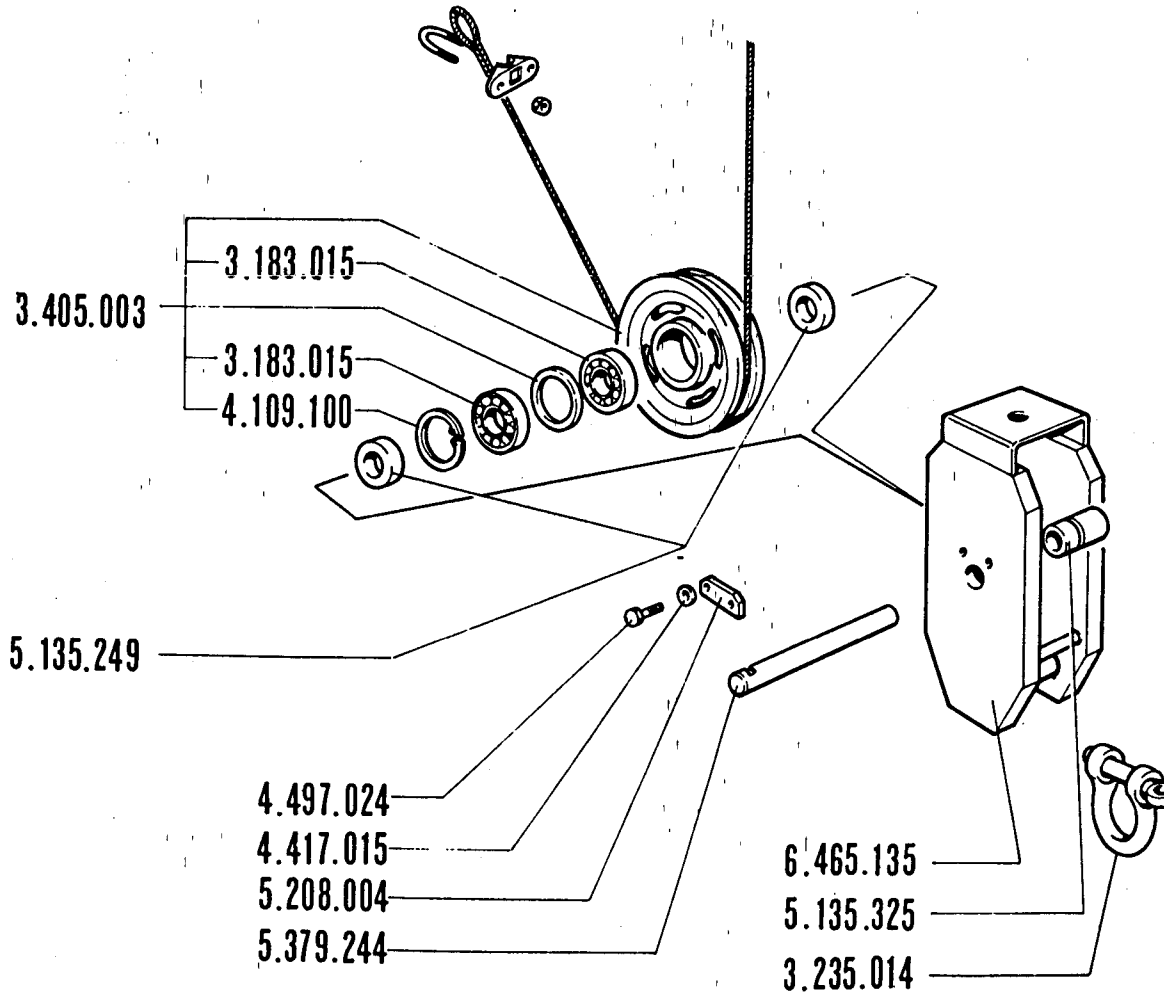
BOZZELLO INF. A UNO O DUE TIRI

- One or two sheaves lower block
- Unterseilblock für 1 oder 2 Rollenscheiben
- Système poulies (1 o 2) inférieur
- Garrucha de 1 o 2 unidades de tiro y parte inferiora

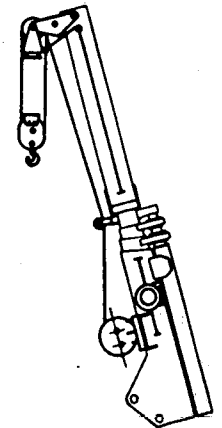
PM 17002

**PM 25003
 PM 10002**

23.001
 21.001
V.822.0



N. Identif.	Quant.	Denominazione
3.183.015	2	Cuscinetto
3.405.003	1	Puleggia
3.235.014	1	Grillo
4.109.100	1	Seeger
4.417.015	2	Rondella
4.497.024	2	Vite
5.135.249	2	Boccola
5.135.325	1	Boccola
5.208.004	1	Fermo
5.379.244	1	Perno
6.465.135	1	Supporto



BOZZELLO INFERIORE A 1 O 2 TIRI

★ 1 or 2 pull line winch lower block

★ Pulie inférieure a 1 ou 2 moufflages

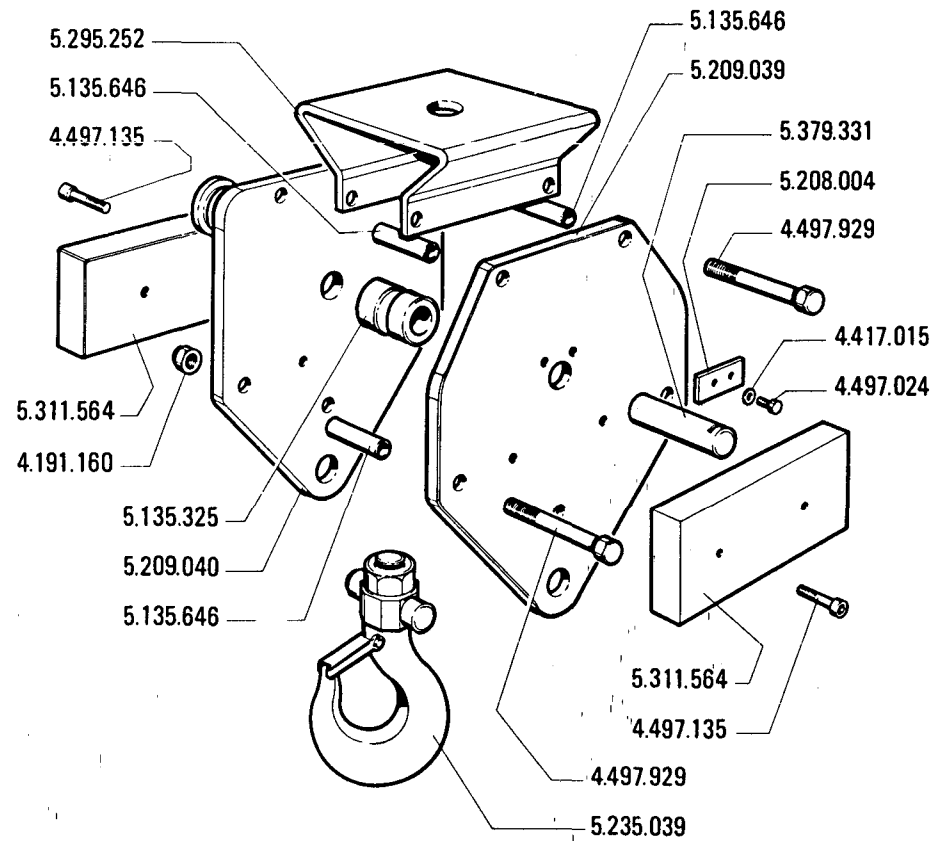
★ Unterseilblock für 1 oder 2 rollenscheiben

★ Garrucha parte inferiora de 1 o 2 unidades de tiro

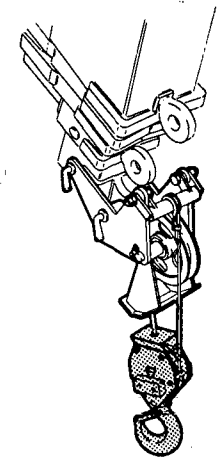
B.10: 19.001

B.15: 39.001

..... **V.822.1**



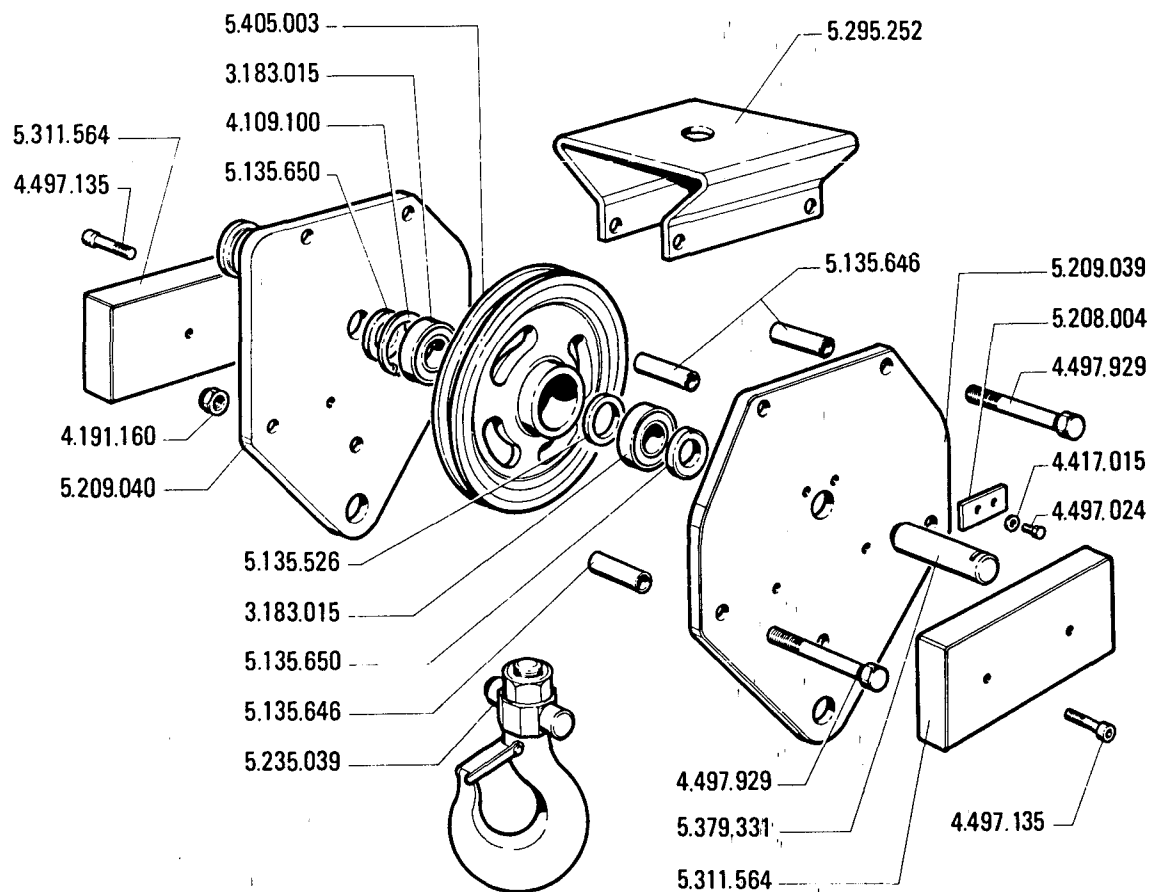
N. Identif.	Quant.	Denominazione
4.191.160	5	Dado
4.417.015	2	Rondella
4.497.024	2	Vite
4.497.135	4	Vite
4.497.929	5	Vite
5.135.325	1	Boccola
5.135.646	5	Boccola
5.208.004	1	Ferma spina
5.209.039	1	Fiancata
5.209.040	1	Fiancata
5.235.039	1	Gancio
5.295.252	1	Supporto
5.311.564	2	Contrappeso
5.379.331	1	Perno



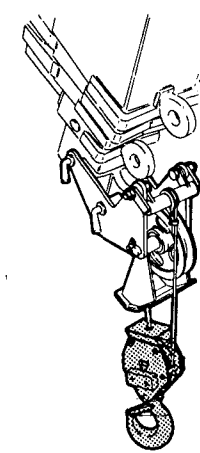
BOZZELLO INFERIORE A 1 TIRO
 * Direct pull line lower winch block * Unterer Einscheiben-Block
 * Poulie inferieure tir direct * Polea inferior de 1 cable

39.284 N

V.822.2
1 3



N. Identif.	Quant.	Denominazione
3.183.015	2	Cuscinetto
4.109.100	1	Anello elastico
4.191.160	5	Dado
4.417.015	2	Rondella
4.497.024	2	Vite
4.497.135	4	Vite
4.497.929	5	Vite
5.135.526	1	Boccia
5.135.646	5	Boccia
5.135.650	2	Boccia
5.208.004	1	Ferma spina
5.209.039	1	Fiancata
5.209.040	1	Fiancata
5.235.039	1	Gancio
5.295.252	1	Supporto
5.311.564	2	Contrappeso
5.379.331	1	Perno
5.405.003	1	Puleggia



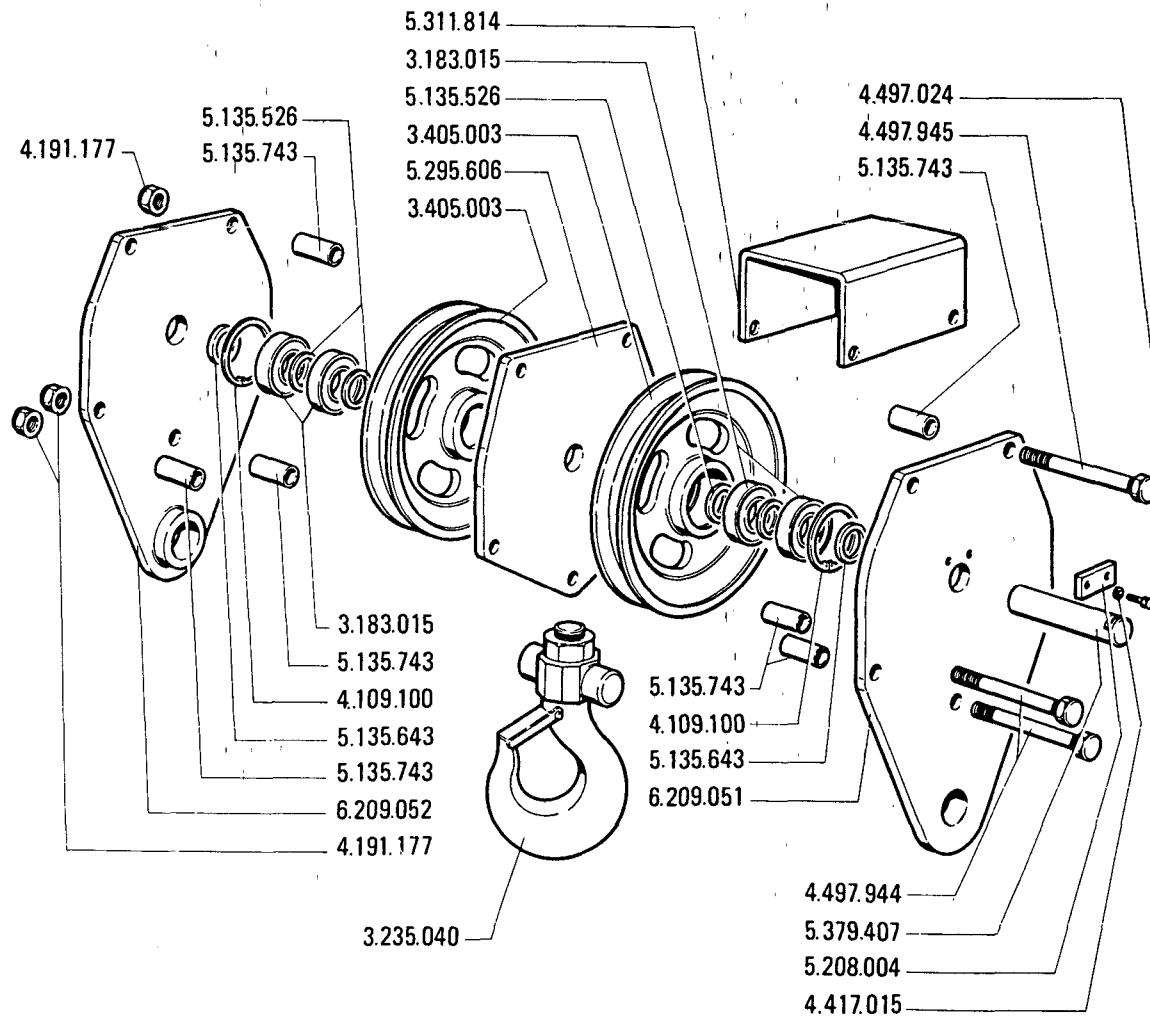
BOZZELLO INFERIORE A 2-3 TIRI 469 306

* Two-three pull line lower winch block
 * Poulie inferieur 2-3 brins

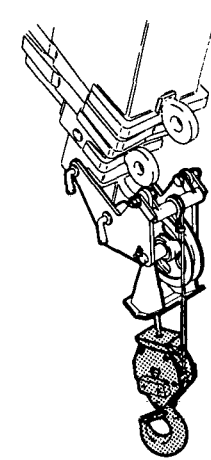
* Unterer Zwei-bzie. Dreischeidenblock
 * Polea inferior de 2-3 cables

39.284 N

V.822.2
 2 3



N. Identif.	Quant.	Denominazione
3.183.015	4	Cuscinetto
3.235.040	1	Gancio
3.405.003	2	Puleggia
4.109.100	2	Anello elastico
4.191.177	5	Dado
4.417.015	2	Rondella
4.497.024	2	Vite
4.497.944	3	Vite
4.497.945	2	Vite
5.135.526	4	Distanziale
5.135.643	2	Distanziale
5.135.743	10	Distanziale
5.208.004	1	Fermo spina
5.295.606	1	Supporto
5.311.814	1	Supporto
5.379.407	1	Perno
6.209.051	1	Supporto
6.209.052	1	Supporto



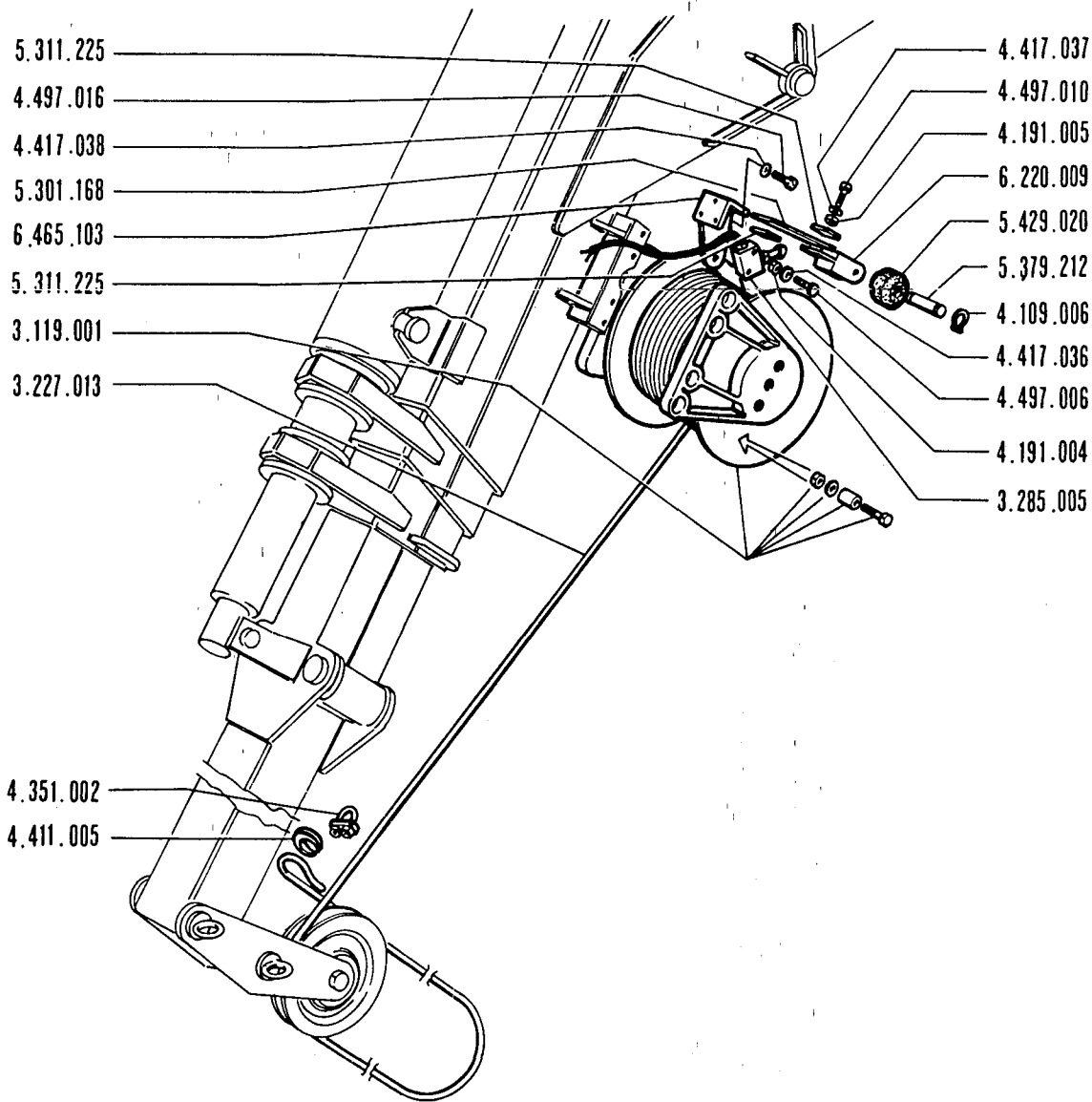
BOZZELLO INFERIORE A 4 TIRI 450 223

* Four pull line lower winch block * Oberer Drei Vierscheibenblock
 * Poulie inferieur 4 brins * Polea superior de 4 cables

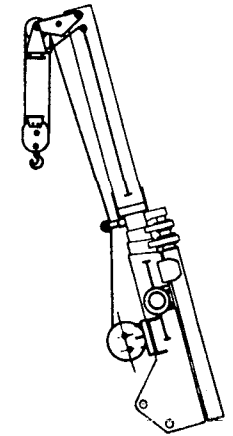
39.284 N

V.822.2

3 3



N. Identif.	Quant.	Denominazione
3.119.001	1	Argano
3.227.013	1	Fune
3.285.005	1	Microinterruttore
4.109.006	2	Anello elastico
4.191.004	2	Dado
4.191.005	6	Dado
4.351.002	3	Morsetto
6.220.009	1	Redancia
4.411.005	2	Rondella
4.417.036	6	Rondella
4.417.037	3	Rondella
4.417.038	2	Vite
4.497.006	6	Vite
4.497.010	3	Vite
4.497.016	1	Lamiera
5.311.225	2	Piastrino
5.379.212	1	Perno
5.429.020	1	Rullo
6.220.009	1	Forcella
6.465.103	1	Supporto

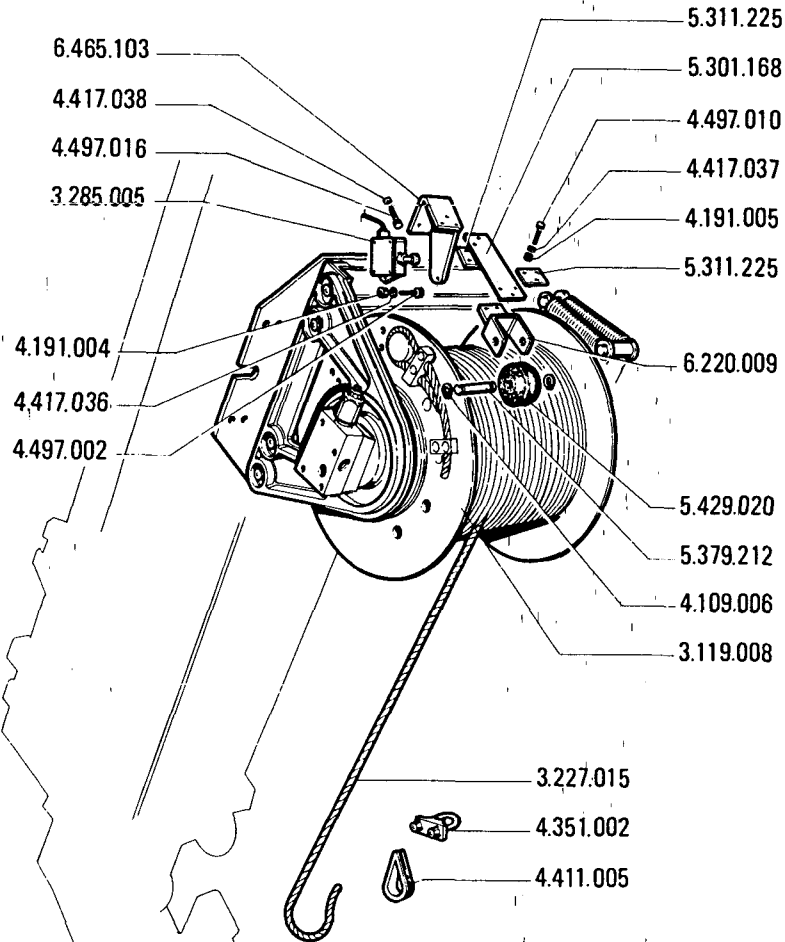


TAMBURO E FINE CORSA DISCESA


- Drum – descent limit switch
- Cloche – fin de course de descente
- Trommelt Abstiegschalter
- Tambor – fin de la carrera de bajada

PM 25003

23.001
 **V.823.0**



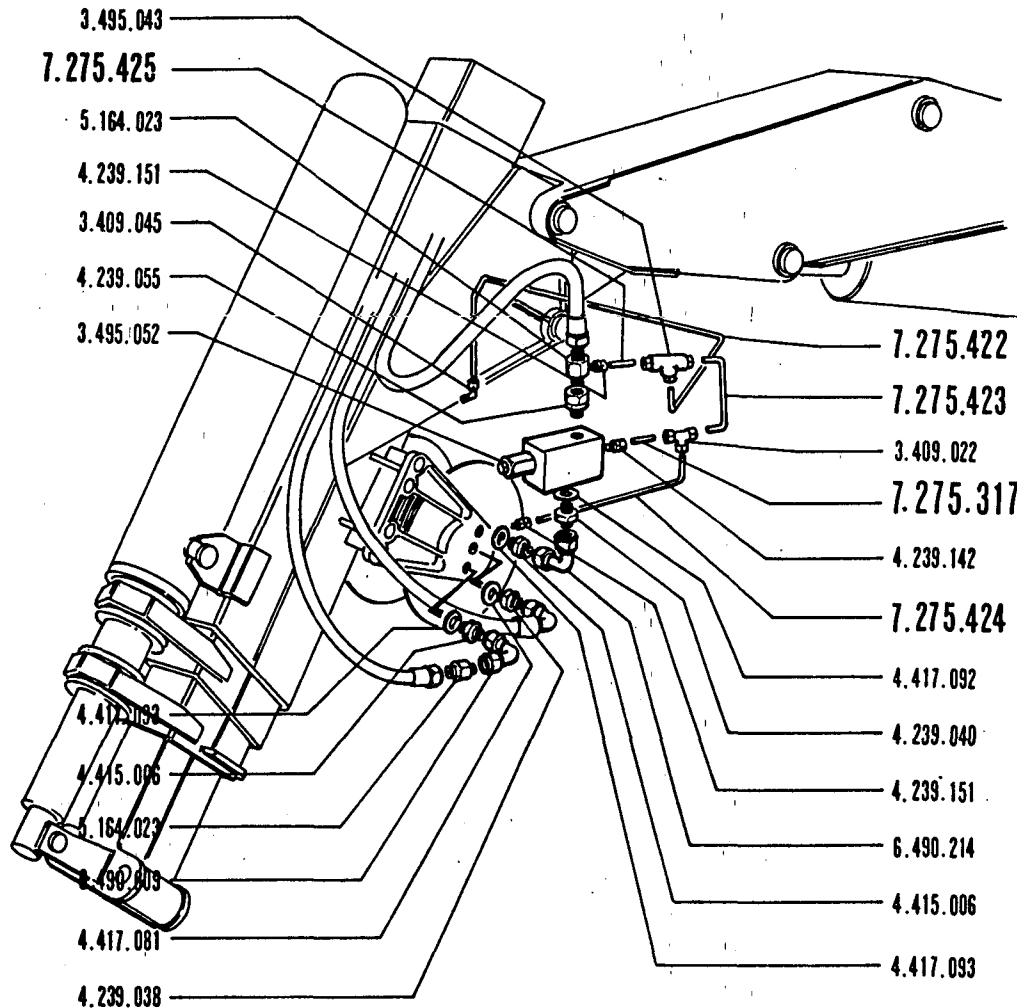
N. Identif.	Quant.	Denominazione
3.119.008	1	Argano
3.227.015	1	Fune
3.285.005	1	Interruttore
4.109.006	2	Anello elastico
4.191.004	2	Dado
4.191.005	6	Dado
4.351.002	3	Morsetto
4.411.005	1	Redancia
4.417.036	2	Rondella
4.417.037	6	Rondella
4.417.038	3	Rondella
4.497.002	2	Vite
4.497.010	6	Vite
4.497.016	3	Vite
5.301.168	1	Supporto
5.311.225	2	Piastrino
5.379.212	1	Perno
5.429.020	1	Rullo
6.220.009	1	Forcella
6.465.103	1	Supporto



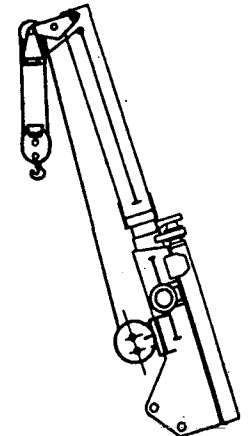
VERRICELLO B15 E FINE CORSA DISCESA

* B15 winch and lowering limiting switch
 * B15 Winde und Absenkanschlag
 * Treuil B15 et dispositif fin de course descente
 * Cabrestante B15 fin de carrera del descenso

V.823.2



N. Identif.	Quant.	Denominazione
3.409.022	1	Raccordo
3.409.045	1	Raccordo
3.495.043	1	Valvola
3.495.052	1	Valvola
4.239.038	1	Giunzione
4.239.040	1	Giunzione
4.239.055	1	Giunzione
4.239.142	1	Giunzione
4.239.151	5	Giunzione
4.415.006	2	Riduzione
4.417.081	1	Rondella
4.417.092	1	Rondella
4.417.093	2	Rondella
5.164.023	2	Colonna
6.490.009	1	Tubo in ferro
6.490.214	1	Tubo in ferro
7.275.317	1	Kit tubo in ferro
7.275.422	1	Kit tubo in ferro
7.275.423	1	Kit tubo in ferro
7.275.424	1	Kit tubo in ferro
7.275.425	1	Kit tubo in ferro



COMPLETAMENTO IMPIANTO OLEODINAMICO VERRICELLO B.15

★ Winch hydraulic circuit completion

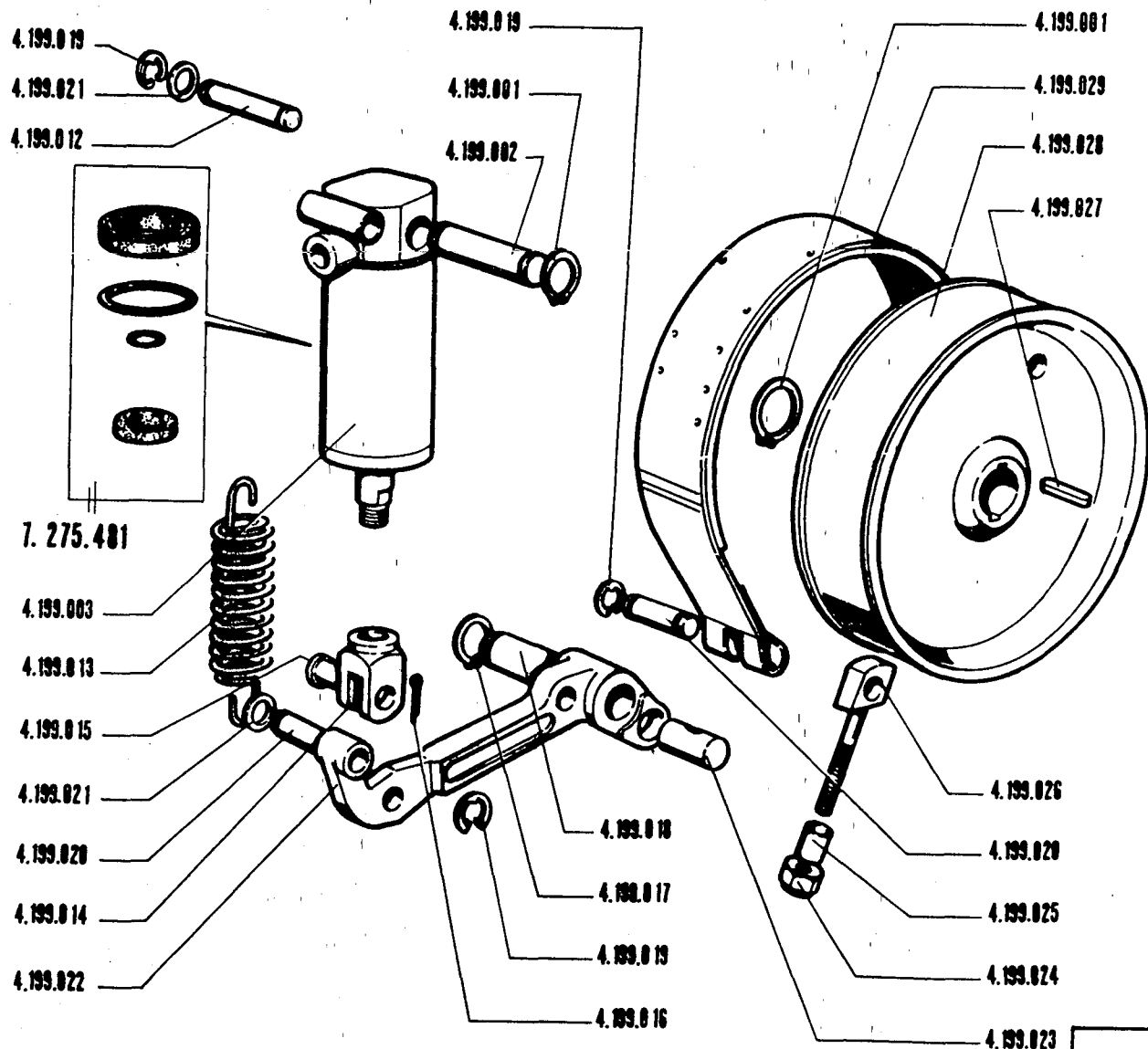
★ Fertigstellung der windeöldynamischeanlage B15

★ Completement du systeme hydraulique du treuil

★ Complemento instalacion oleodinamica del winche

B.15: 39.001

..... V.825.0



N. Identif.	Quant.	Denominazione
4.199.001	4	Anello seeger
4.199.002	1	Perno
4.199.003	1	Cilindro
4.199.012	1	Perno
4.199.013	2	Molla
4.199.014	1	Forcella
4.199.015	1	Perno
4.199.016	1	Copiglia
4.199.017	1	Anello seeger
4.199.018	1	Perno
4.199.019	8	Anello
4.199.020	3	Perno
4.199.021	4	Rondella
4.199.022	1	Leva
4.199.023	1	Perno
4.199.024	1	Dado
4.199.025	1	Boccola
4.199.026	1	Tirante
4.199.027	2	Linguetta
4.199.028	1	Tamburo
4.199.029	1	Fascia freno
7.275.481	1	Kit guarnizioni

7. 275.481

- 4.199.003
- 4.199.013
- 4.199.015
- 4.199.021
- 4.199.020
- 4.199.014
- 4.199.022

- 4.199.019
- 4.199.001
- 4.199.002
- 4.199.018
- 4.199.017
- 4.199.019
- 4.199.016

- 4.199.001
- 4.199.029
- 4.199.028
- 4.199.027
- 4.199.026
- 4.199.020
- 4.199.025
- 4.199.024
- 4.199.023

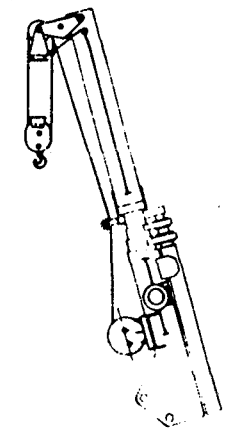
GRUPPO FRENO

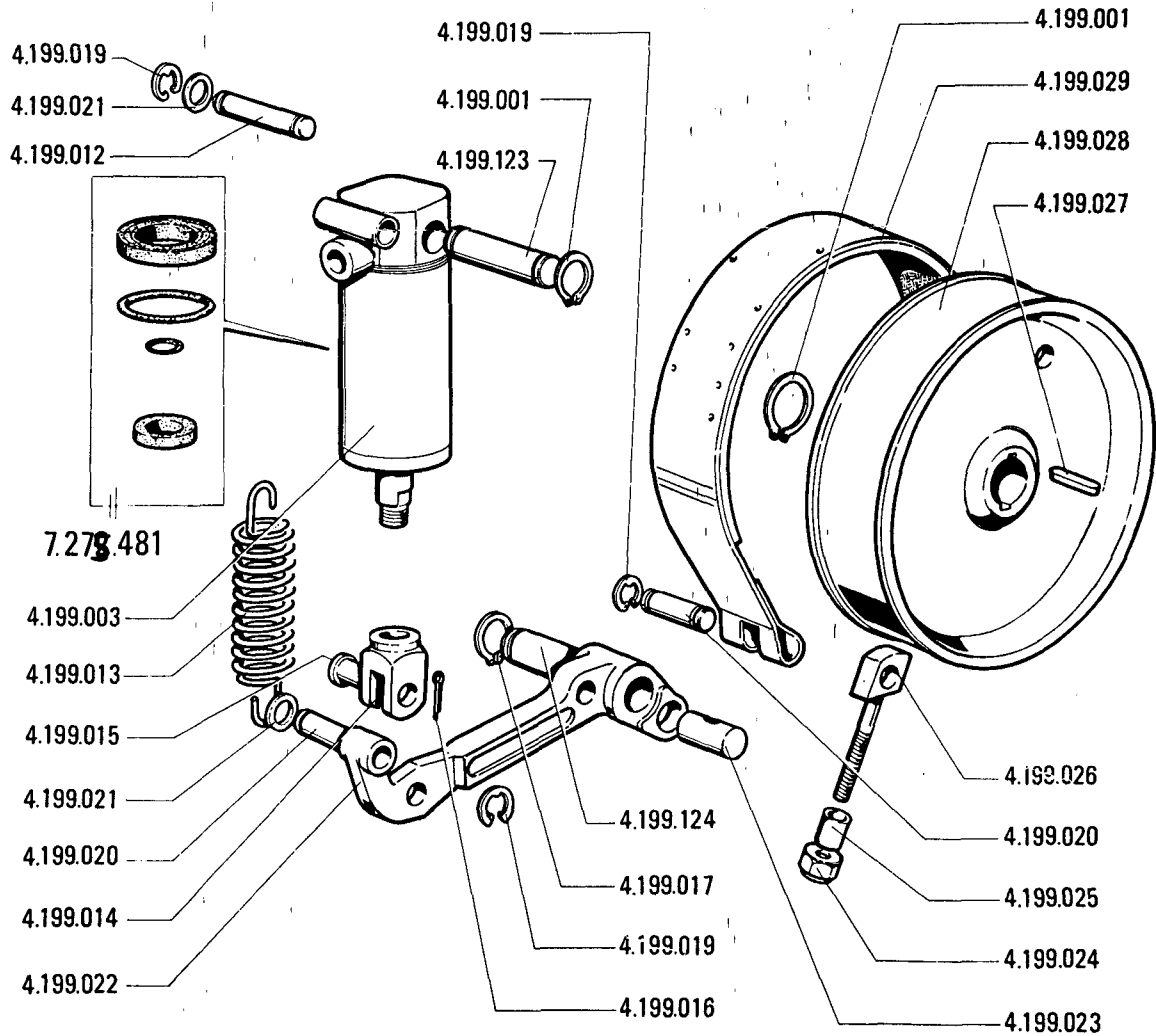
- * Brake group
- * Windebremseblock
- * Groupe frein
- * Grupo freno winche

B.10: 19.175

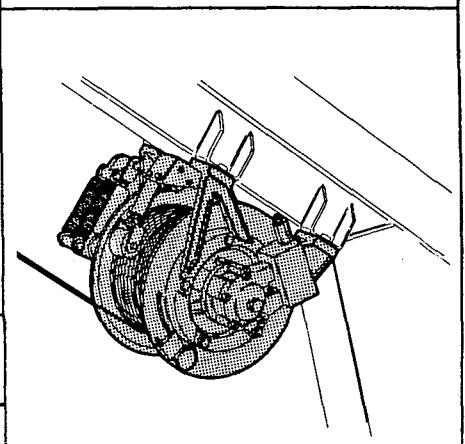
B.15: 39.120

V. 827.0





N. Identif.	Quant.	Denominazione
4.199.001	4	Anello elastico
4.199.003	1	Cilindro
4.199.012	1	Perno
4.199.013	2	Molla
4.199.014	1	Forcella
4.199.015	1	Perno
4.199.016	1	Copiglia
4.199.017	3	Anello elastico
4.199.019	8	Anello
4.199.020	3	Perno
4.199.021	4	Rondella
4.199.022	1	Leva
4.199.023	1	Perno
4.199.024	1	Dado
4.199.025	1	Distanziale
4.199.026	1	Tirante
4.199.027	2	Linguetta
4.199.028	1	Tamburo freno
4.199.029	1	Fascia freno
4.199.123	1	Perno
4.199.124	1	Perno
7.275.481	1	Kit guarnizioni

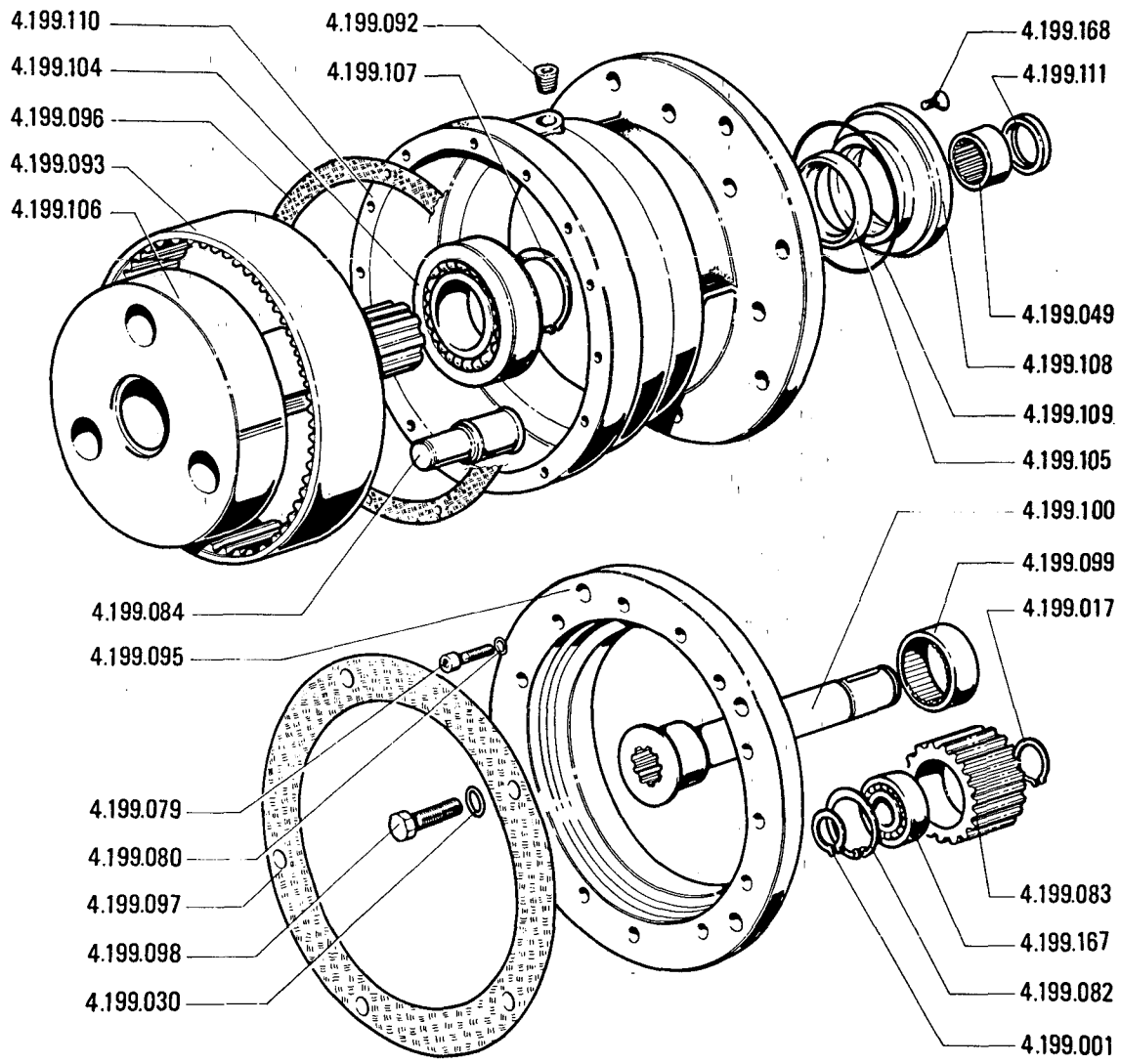


GRUPPO FRENO

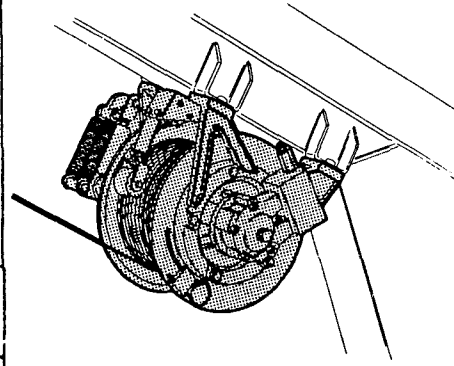
- * Brake group
- * Groupe frein

- * Windebremseblock
- * Grupo freno winche

V.827.1



N. Identif.	Quant.	Denominazione
4.199.001	3	Anello elastico
4.199.017	3	Anello elastico
4.199.030	5	Rondella
4.199.049	1	Astuccio a rullini
4.199.079	10	Vite
4.199.080	10	Rondella
4.199.082	3	Anello elastico
4.199.083	3	Satellite
4.199.084	3	Perno
4.199.092	2	Tappo
4.199.093	1	Corona
4.199.095	1	Coperchio
4.199.096	1	Guarnizione
4.199.097	1	Guarnizione
4.199.098	5	Vite
4.199.099	1	Astuccio a rullini
4.199.100	1	Albero
4.199.104	1	Cuscinetto
4.199.105	1	Anello di tenuta
4.199.106	1	Albero
4.199.107	1	Anello elastico
4.199.108	1	Sostegno
4.199.109	1	Guarnizione
4.199.110	1	Corpo
4.199.111	1	Anello di tenuta
4.199.112	2	Spina
4.199.167	6	Cuscinetto
4.199.168	10	Vite

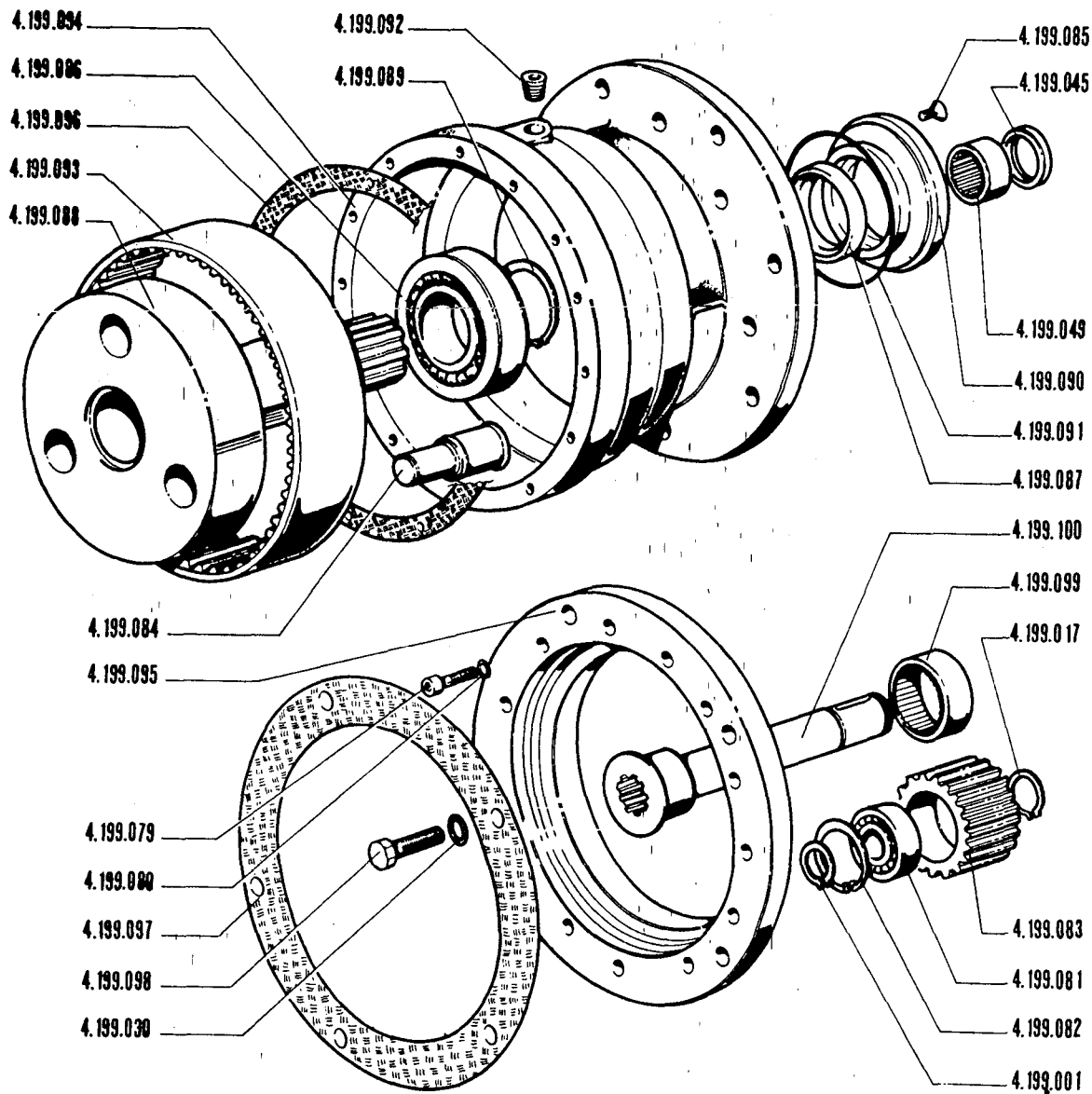


RIDUTTORE VERRICELLO B15

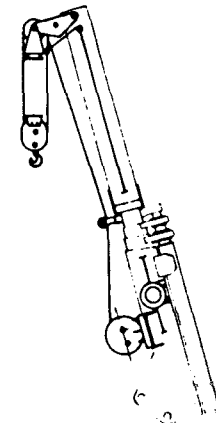
* B15 winch gear reducer
 * Reducteur treuil B15

* B15 Windeuntersetzungsgetriebe
 * Reductor winche B15

V.828.1



N. identif.	Quant.	Denominazione
4.199.001	3	Anello seeger
4.199.017	3	Anello seeger
4.199.030	5	Rondella
4.199.045	1	Anello
4.199.049	1	Astuccio
4.199.079	10	Vite
4.199.080	10	Rosetta
4.199.081	6	Cuscinetto
4.199.082	3	Anello
4.199.083	3	Ingranaggio
4.199.084	3	Perno
4.199.085	5	Vite
4.199.086	1	Cuscinetto
4.199.087	1	Anello
4.199.088	1	Albero
4.199.089	1	Anello seeger
4.199.090	1	Supporto
4.199.091	1	Guarnizione
4.199.092	2	Tappo
4.199.093	1	Corona
4.199.094	1	Carcassa
4.199.095	1	Coperchio
4.199.096	1	Guarnizione
4.199.097	1	Guarnizione
4.199.098	5	Vite
4.199.099	1	Astuccio
4.199.100	1	Albero



RIDUTTORE VERRICELLO B.15

★ Winch gear reducer.

★ Windeuntersetzungsgetriebe

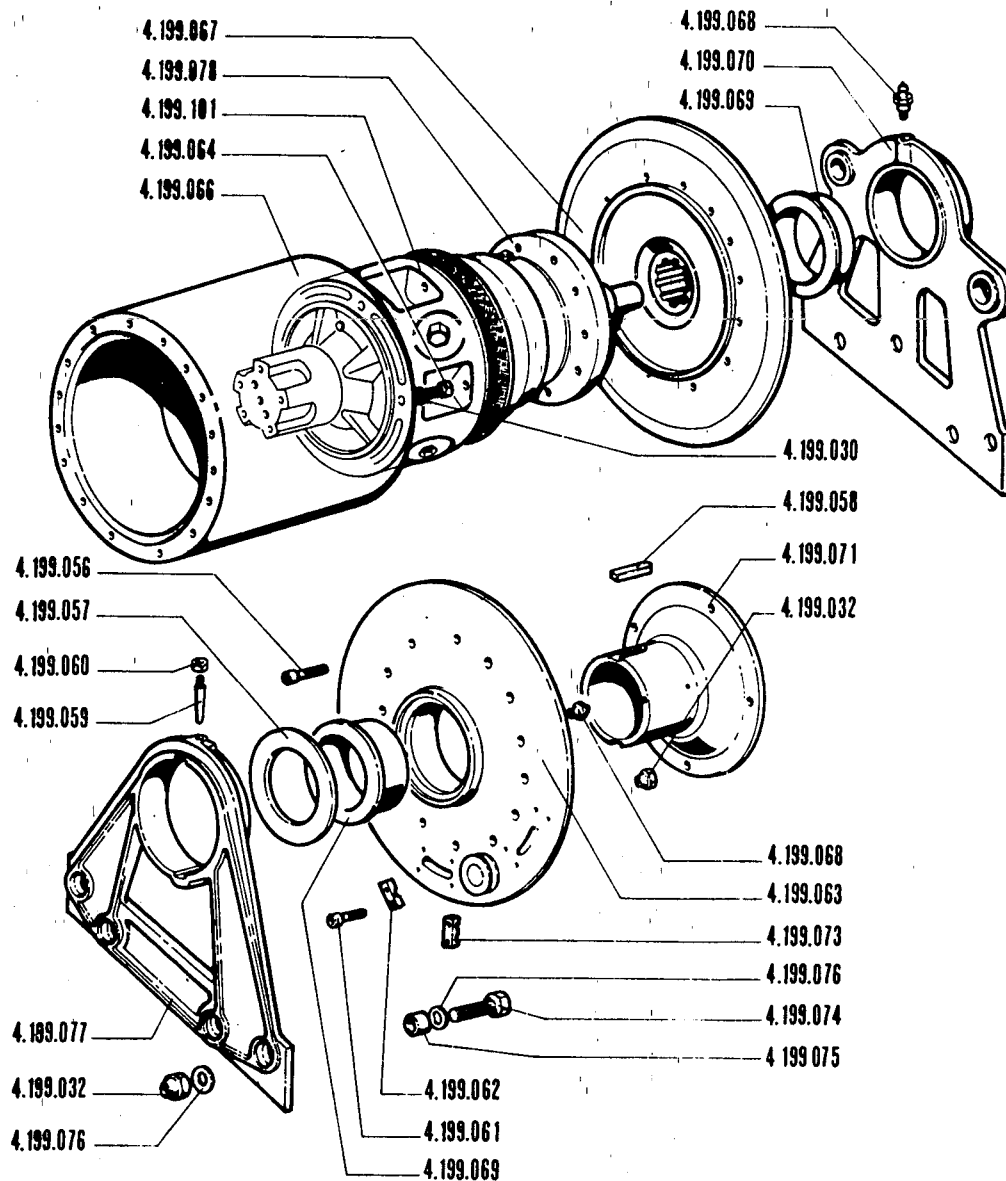
★ Réducteur du treuil

★ Reductor winche

B.15: 39.120

V. 828.0

J 5



N. identif.	Quant.	Denominazione
4.199.030	5	Rosetta
4.199.032	13	Dado
4.199.056	20	Vite
4.199.057	1	Ralla
4.199.058	2	Linguetta
4.199.059	1	Spina
4.199.060	1	Dado
4.199.061	4	Vite
4.199.062	1	Morsetto
4.199.063	1	Flangia
4.199.064	5	Vite
4.199.066	1	Tamburo
4.199.067	1	Flangia
4.199.068	2	Ingrassatore
4.199.069	2	Boccola
4.199.070	1	Supporto
4.199.071	1	Flangia
4.199.073	1	Morsetto
4.199.074	8	Vite
4.199.075	8	Boccola
4.199.076	16	Rondella
4.199.077	1	Supporto
4.199.078	1	Riduttore
4.199.101	1	Motore

VERRICELLO B.15

★ Winch

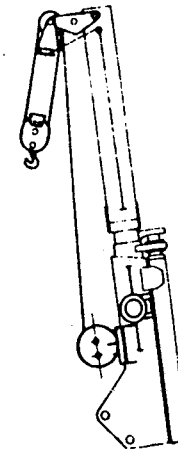
★ Treuil

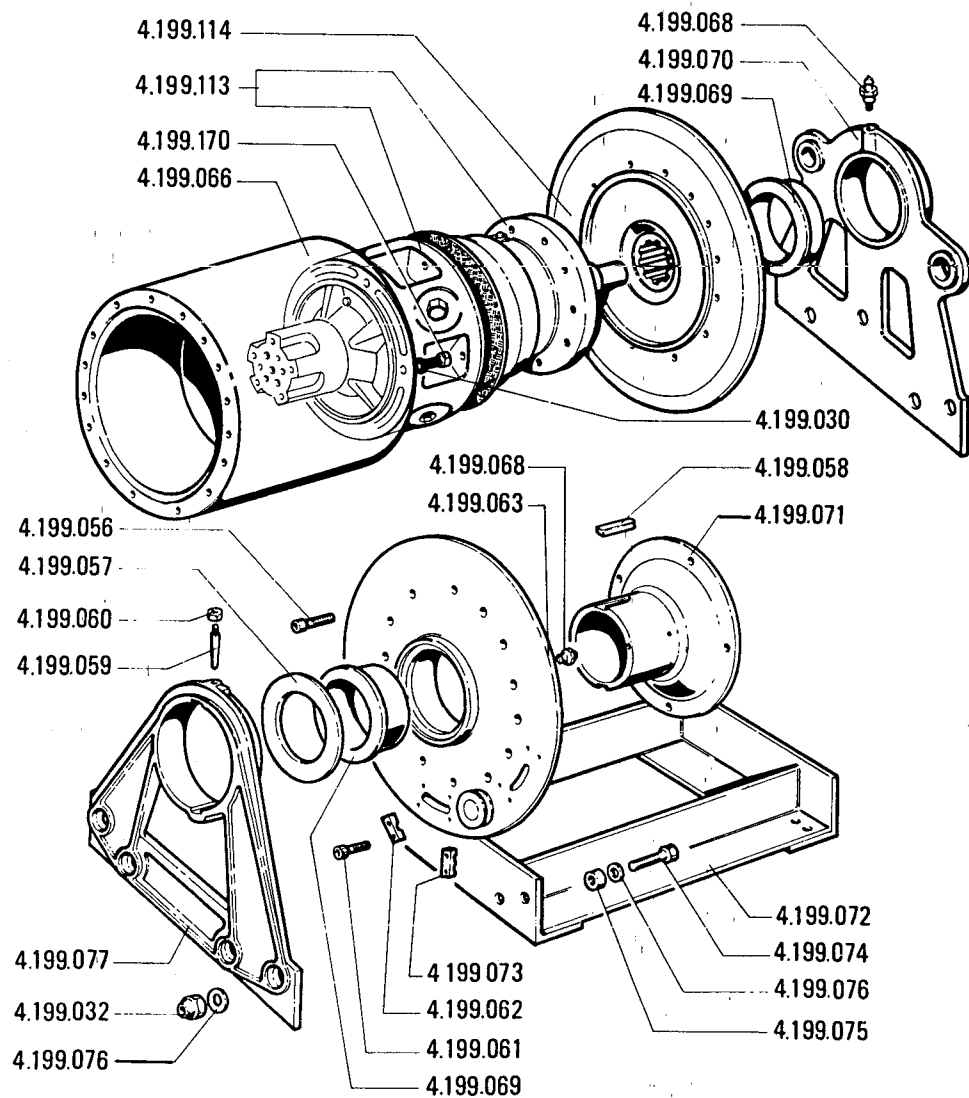
★ Winde

★ Winche


B.15: 39.120

V. 829.0





N. Identif.	Quant.	Denominazione
4.199.030	7	Rondella
4.199.032	8	Dado
4.199.056	20	Vite
4.199.057	1	Ralla
4.199.058	2	Linguetta
4.199.059	1	Spina
4.199.060	1	Dado
4.199.061	4	Vite
4.199.062	1	Morsetto
4.199.063	1	Flangia
4.199.066	1	Tamburo
4.199.068	2	Ingrassatore
4.199.069	2	Boccola
4.199.070	1	Supporto
4.199.071	1	Flangia
4.199.072	1	Basamento
4.199.073	1	Morsetto
4.199.074	8	Vite
4.199.075	8	Boccola
4.199.076	16	Rondella
4.199.077	1	Supporto
4.199.113	1	Motoriduttore
4.199.114	1	Flangia
4.199.170	5	Vite



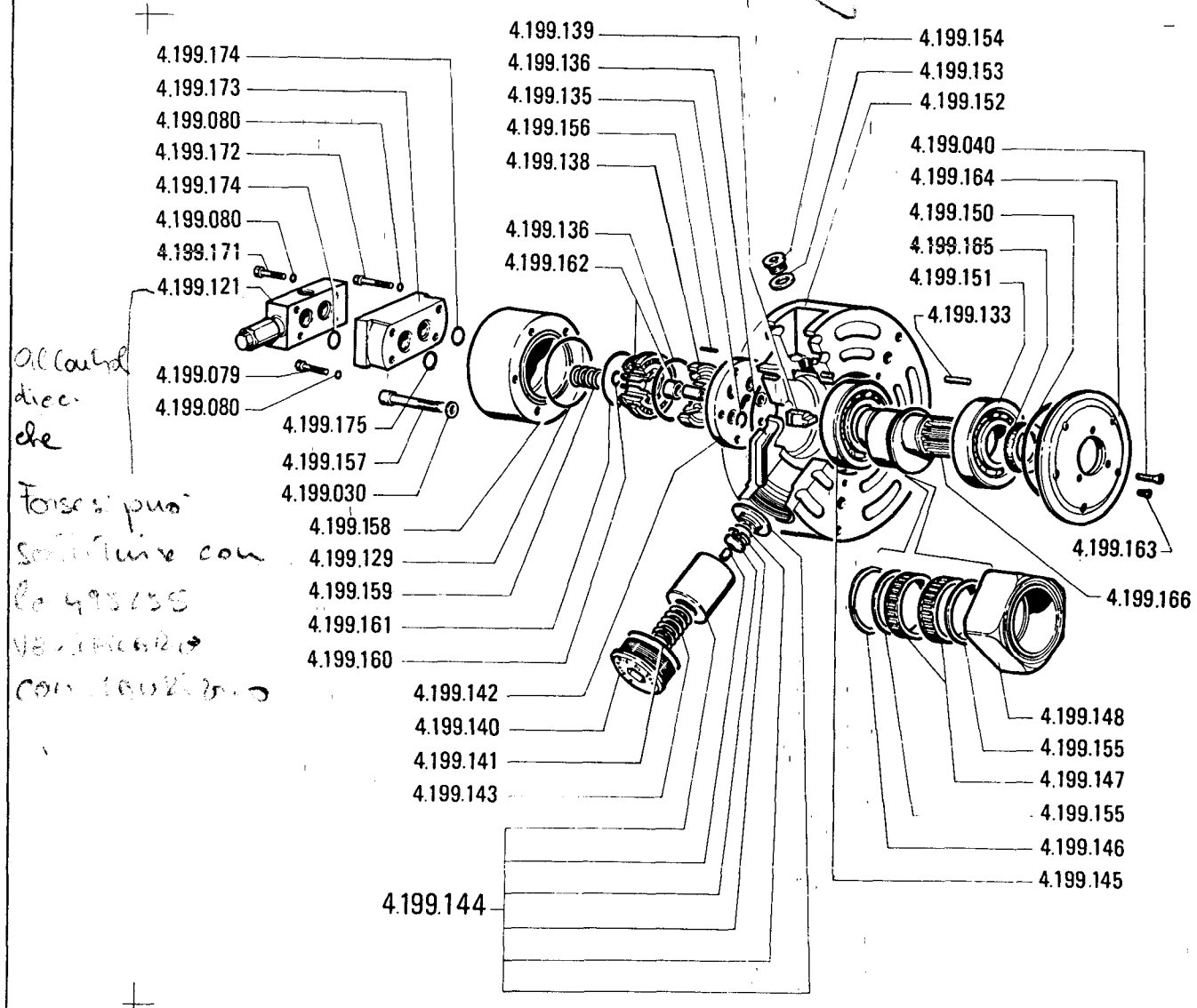
VERRICELLO B15

* B15 winch
Treuil B15

* B15 Winde
* Winche B15

V.829.1

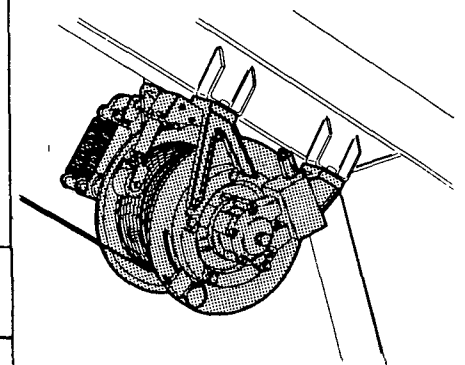
Attre Sig PARAVIA



Alcuni
dici-
de

Forse si può
sostituire con
le 493135
verificare
con l'auto.

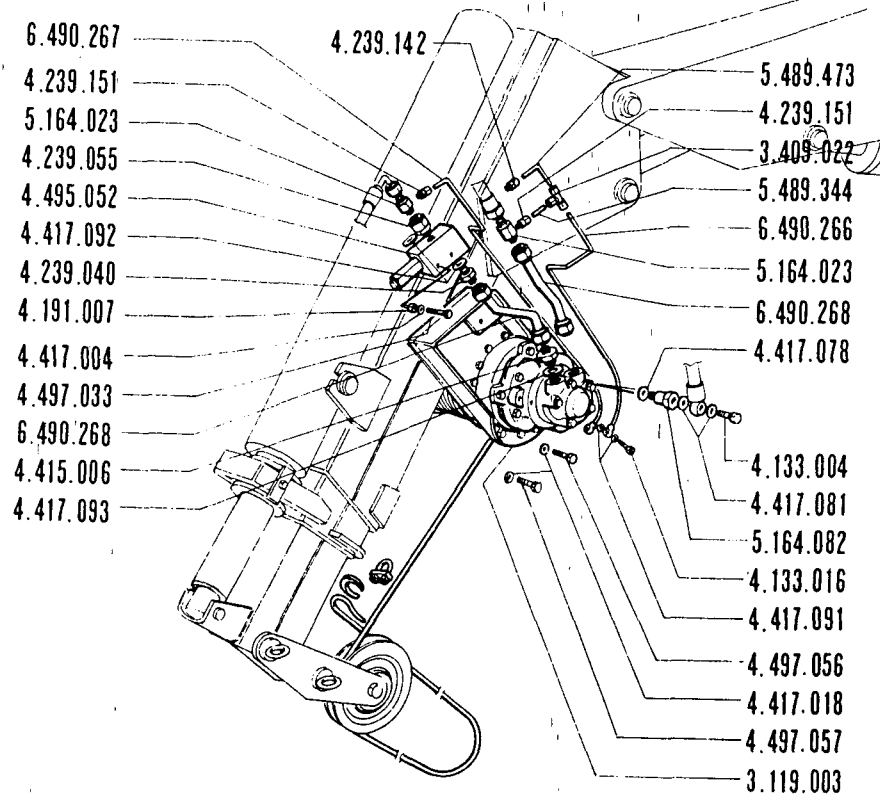
N. Identif.	Quant.	Denominazione
4.199.030	5	Rondella
4.199.040	5	Vite
4.199.079	2	Vite
4.199.080	6	Rondella
4.199.121	1	Valvola
4.199.129	2	Guarnizione
4.199.133	2	Spina
4.199.135	5	Guarnizione
4.199.136	2	Guarnizione
4.199.138	1	Distributore
4.199.139	1	Giunto
4.199.140	5	Tappo
4.199.141	5	Guarnizione
4.199.142	1	Distanziale
4.199.143	5	Molla
4.199.144	5	Pistone
4.199.145	1	Cuscinetto
4.199.146	1	Anello
4.199.147	2	Gabbia
4.199.148	1	Boccola
4.199.150	1	Guarnizione
4.199.151	1	Cuscinetto
4.199.152	1	Corpo motore
4.199.153	2	Rondella
4.199.154	2	Tappo
4.199.155	2	Spessore
4.199.156	2	Spina
4.199.157	5	Vite
4.199.158	1	Coperchio
4.199.159	1	Molla
4.199.160	1	Guarnizione
4.199.161	1	Guarnizione
4.191.162	1	Distributore
4.199.163	3	Tappo
4.199.164	1	Coperchio
4.199.165	1	Anello
4.199.166	1	Albero
4.199.171	4	Vite
4.199.172	2	Vite
4.199.173	1	Sottopiastra
4.199.174	4	Guarnizione
4.199.175	1	Guarnizione



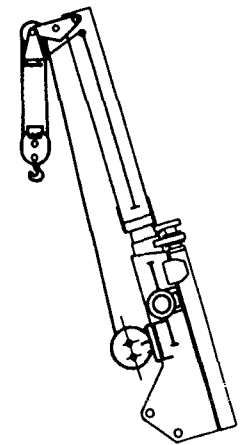
MOTORE VERRICELLO B15

- * B15 winch motor
- * B15 Windenmotor
- * Moteur treuil B15
- * Motor cabrestante B15

V.830.0



N. Identif.	Quant.	Denominazione
3.119.003	1	Argano
3.409.022	1	Raccordo
4.133.004	1	Bocchettone
4.133.016	2	Bocchettone
4.191.007	2	Dado
4.239.040	1	Giunzione
4.239.055	1	Giunzione
4.239.142	1	Giunzione
4.239.151	2	Giunzione
4.415.006	2	Riduzione
4.417.004	2	Rondella
4.417.018	6	Rondella
4.417.078	1	Rondella
4.417.081	2	Rondella
4.417.091	4	Rondella
4.417.092	2	Rondella
4.417.093	2	Rondella
4.495.052	1	Valvola
4.497.033	2	Vite
4.497.056	3	Vite
4.497.057	3	Vite
5.164.023	2	Colonna
5.164.082	1	Colonna
5.489.344	1	Tubo in ferro
5.489.473	1	Tubo in ferro
6.490.266	1	Tubo in ferro
6.490.267	1	Tubo in ferro
6.490.268	1	Tubo in ferro



COMPL. IMP. OLEOD. VERRICELLO SAI

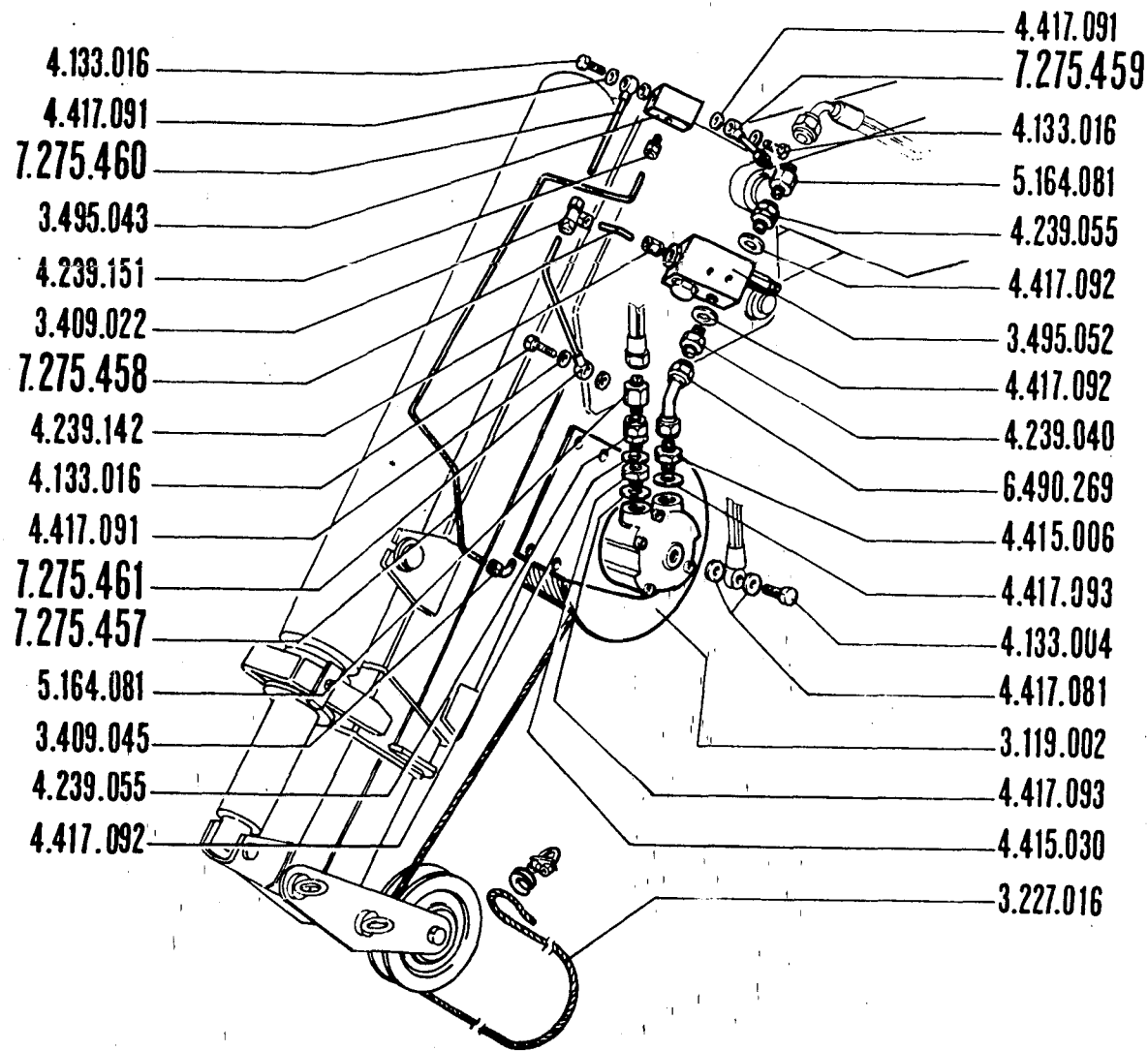
PM 10002

- Sai winch
- Trevil sai

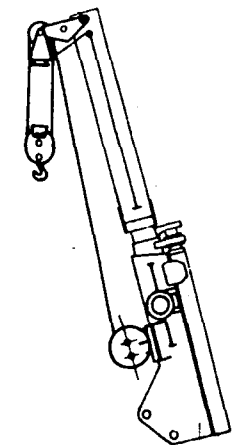
- Seil winde sai
- Cabrestante sai

21'001

V. 835.0



N Identif	Quant	Denominazione
3.119.002	1	Argano
3.227.016	1	Fune
3.409.022	1	Raccordo
3.409.045	1	Raccordo
3.495.043	1	Valvola
3.495.052	1	Valvola
4.133.004	1	Bocchettone
4.133.016	3	Bocchettone
4.239.040	1	Giunzione
4.239.055	2	Giunzione
4.239.142	1	Giunzione
4.239.151	2	Giunzione
4.415.006	1	Riduzione
4.415.030	1	Riduzione
4.417.081	2	Rondella
4.417.091	6	Rondella
4.417.092	3	Rondella
4.417.093	2	Rondella
5.164.081	2	Colonnella
6.490.269	1	Tubo in ferro
7.275.457	1	Kit tubo in ferro
7.275.458	1	Kit tubo in ferro
7.275.459	1	Kit tubo in ferro
7.275.460	1	Kit tubo in ferro
7.275.461	1	Kit tubo in ferro



COMPLETAMENTO IMPIANTO OLEODINAMICO VERRICELLO B.10

★ Winch hydraulic circuit completion

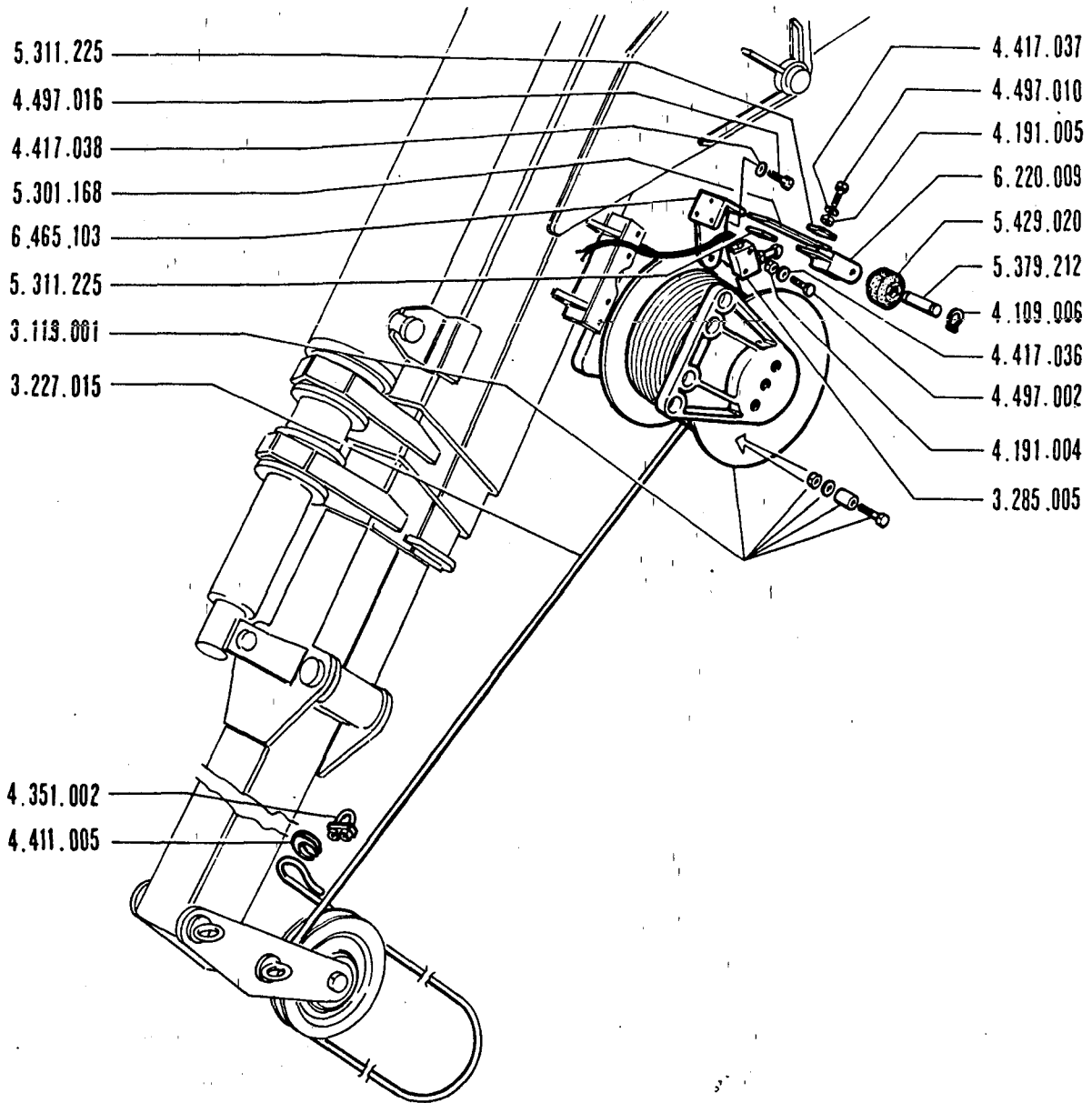
★ Completement du systeme hydraulique du treuil

★ Fertigstellung der windeoldynamischeanlage B10

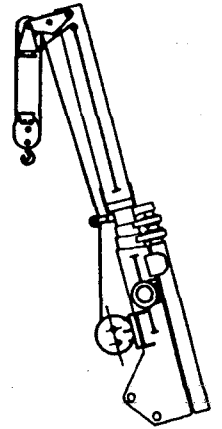
★ Complemento instalacion oleodinamica del winche

B.10: 19.100

V.835.1



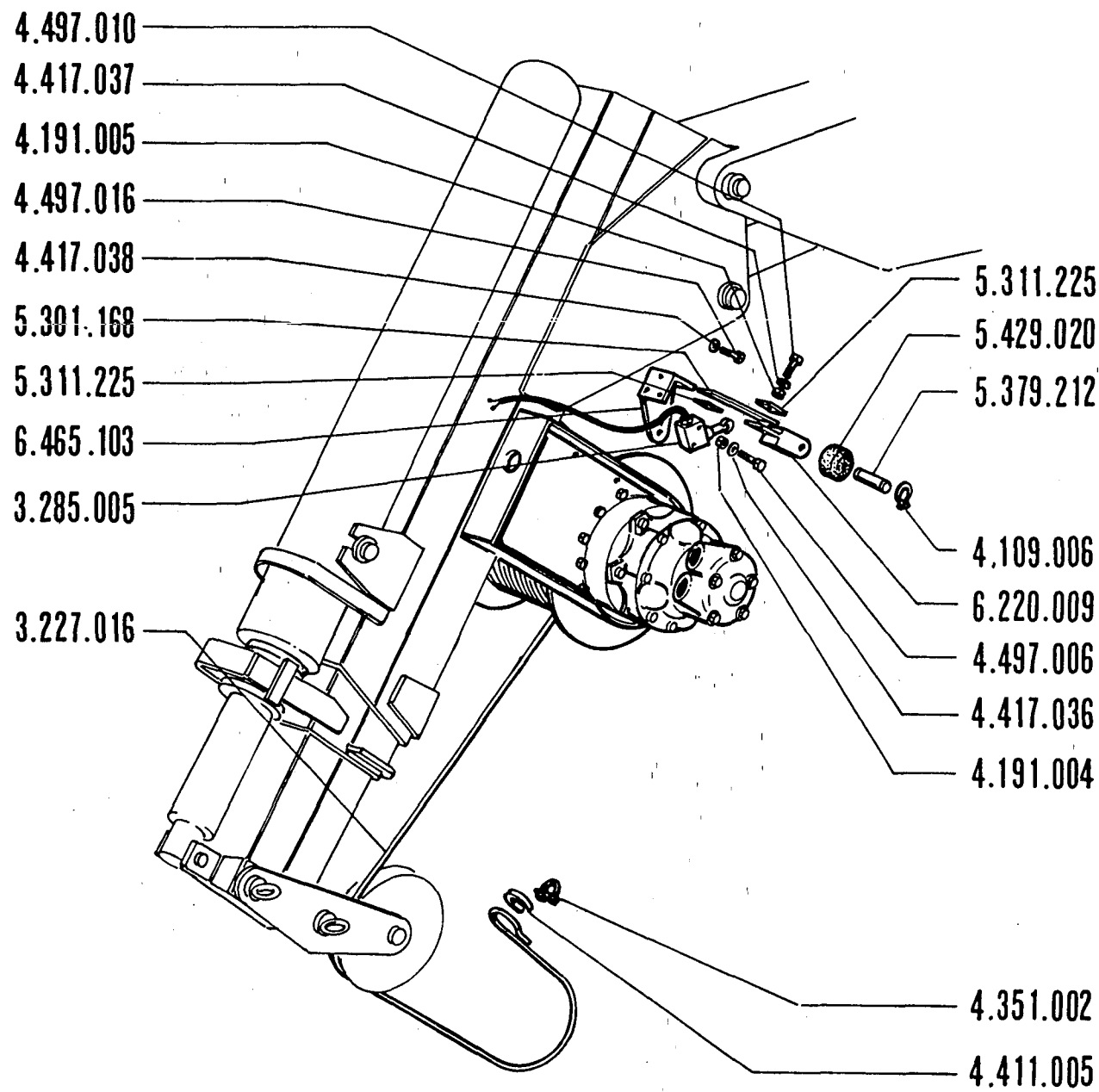
N. Identif.	Quant.	Denominazione
3.119.001	1	Argano
3.227.015	1	Fune
3.285.005	1	Microinterruttore
4.109.006	2	Anello elastico
4.191.004	2	Dado
4.191.005	6	Dado
4.351.002	3	Morsetto
4.411.005	1	Redancia
4.417.036	2	Rondella
4.417.037	8	Rondella
4.417.038	3	Rondella
4.497.002	2	Vite
4.497.010	8	Vite
4.497.016	3	Vite
5.301.168	1	Lamiera
5.311.225	2	Piastrino
5.379.212	1	Perno
5.429.020	1	Rullo
6.220.009	1	Forcella
6.465.103	1	Supporto



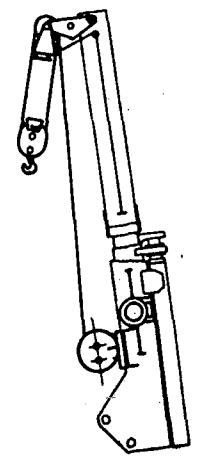
TAMBURO FINE CORSA DISCESA

★ Drum and lowering limiting stroke device ★ Trommel - Abstiegschalter
 ★ Cloche et fin de course descende Tambor y fin de carrera de bajada

B.15: 39.001
 V.823.1



N. Identif.	Quant.	Denominazione
3.227.016	1	Fune
3.285.005	1	Microinteruttore
4.109.006	2	Anello elastico
4.191.004	2	Dado
4.191.005	6	Dado
4.351.002	3	Morsetto
4.411.005	1	Redancia
4.417.036	2	Rondella
4.417.037	6	Rondella
4.417.036	2	Rondella
4.417.037	6	Rondella
4.417.038	4	Rondella
4.497.006	2	Vite
4.497.010	6	Vite
4.497.016	4	Vite
5.301.168	1	Lamiera
5.311.225	2	Piastrino
5.379.212	1	Perno
5.429.020	1	Rullo
6.220.009	1	Forcella
6.465.103	1	Supporto



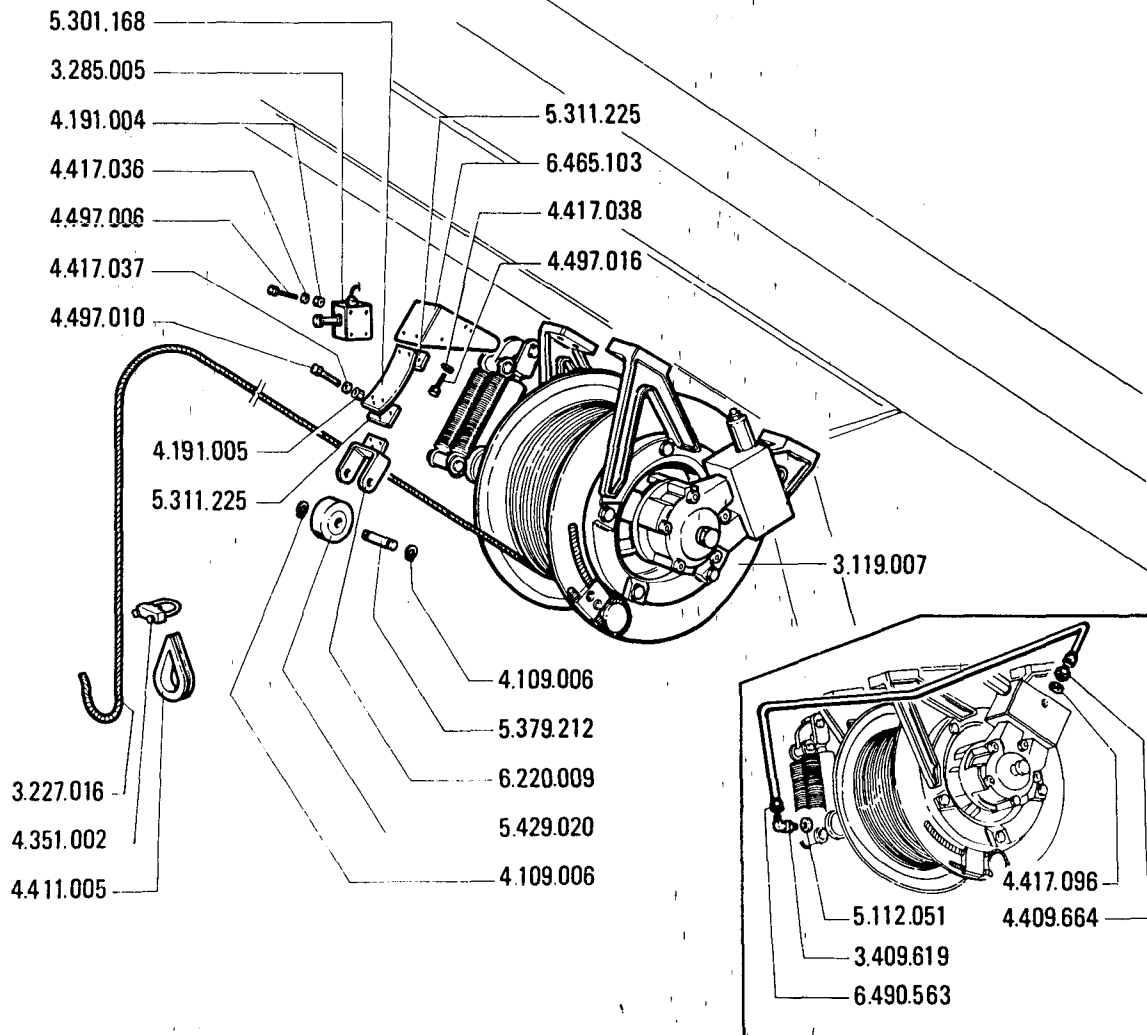
FINECORS DISCESA B10

★ Lowering limiting stroke device
★ Fin de course descente


★ Abstiengenschalter
★ Fin de carreta de bajada

B.10: 19.001

V.843.0



N. Identif.	Quant.	Denominazione
3.119.007	1	Verricello
3.227.016	1	Fune
3.285.005	1	Interruttore
3.409.619	1	Raccordo
4.109.006	2	Anello elastico
4.191.004	2	Dado
4.191.005	6	Dado
4.351.002	3	Morsetto
4.409.664	1	Raccordo
4.411.005	1	Redancia
4.417.036	2	Rondella
4.417.037	6	Rondella
4.417.038	3	Rondella
4.417.096	1	Rondella
4.497.006	2	Vite
4.497.010	6	Vite
4.497.016	3	Vite
5.112.051	1	Anello
5.301.168	1	Supporto
5.311.225	2	Piastrino
5.379.212	1	Perno
5.429.020	1	Rullo
6.220.009	1	Forcella
6.465.103	1	Supporto
6.490.563	1	Tube in ferro



VERRICELLO B10 E FINE CORSA DISCESA

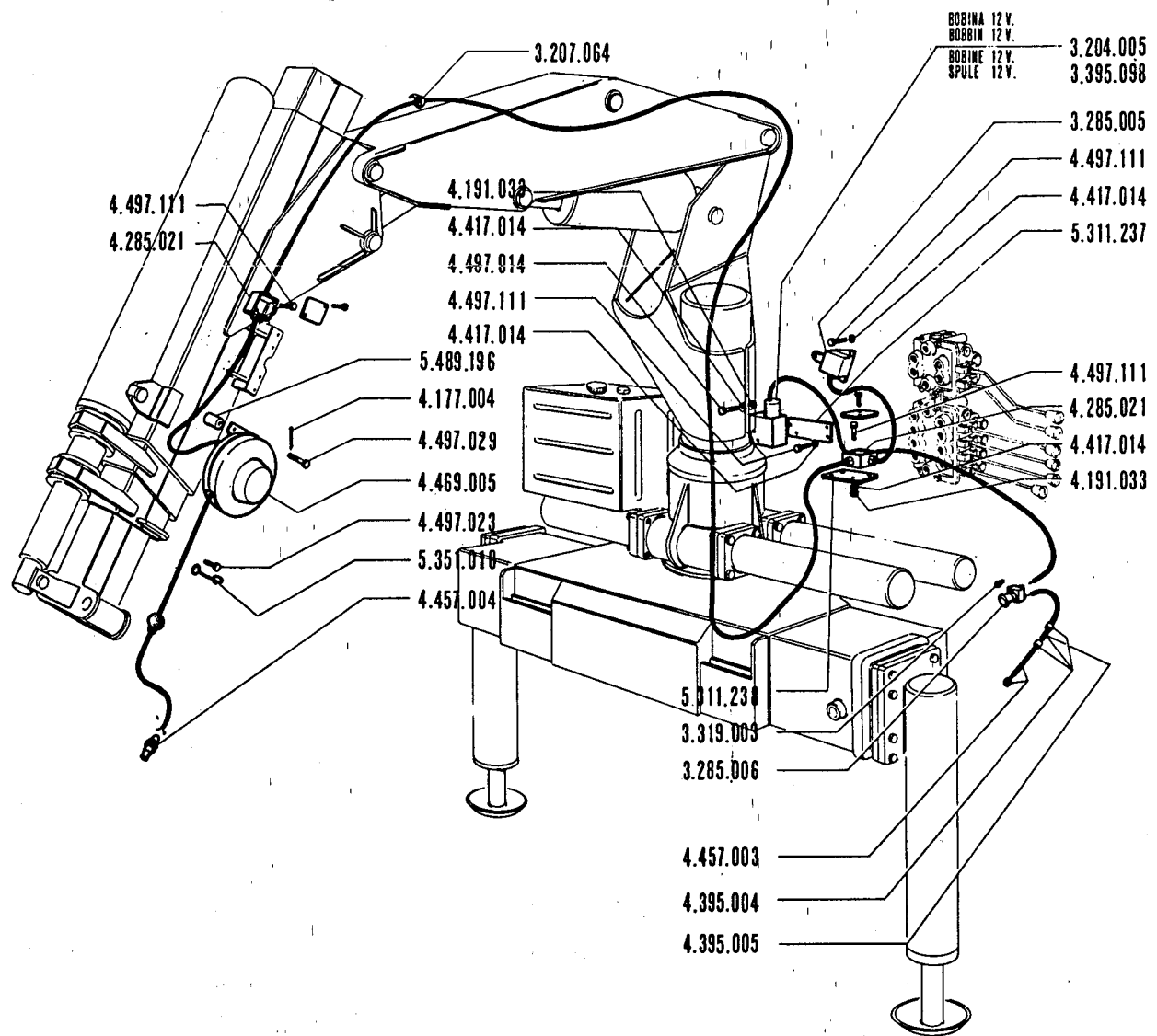
* B10 winch and lowering limiting switch

* Treuil B10 et dispositif fin de course descente

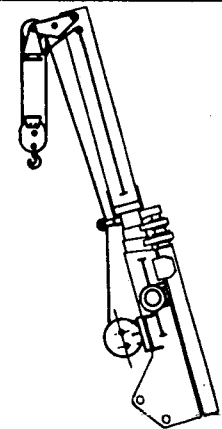
* B10 Winde und Absenkanschlag

* Cabrestante B10 y fin de carrera del descenso

V.843.1



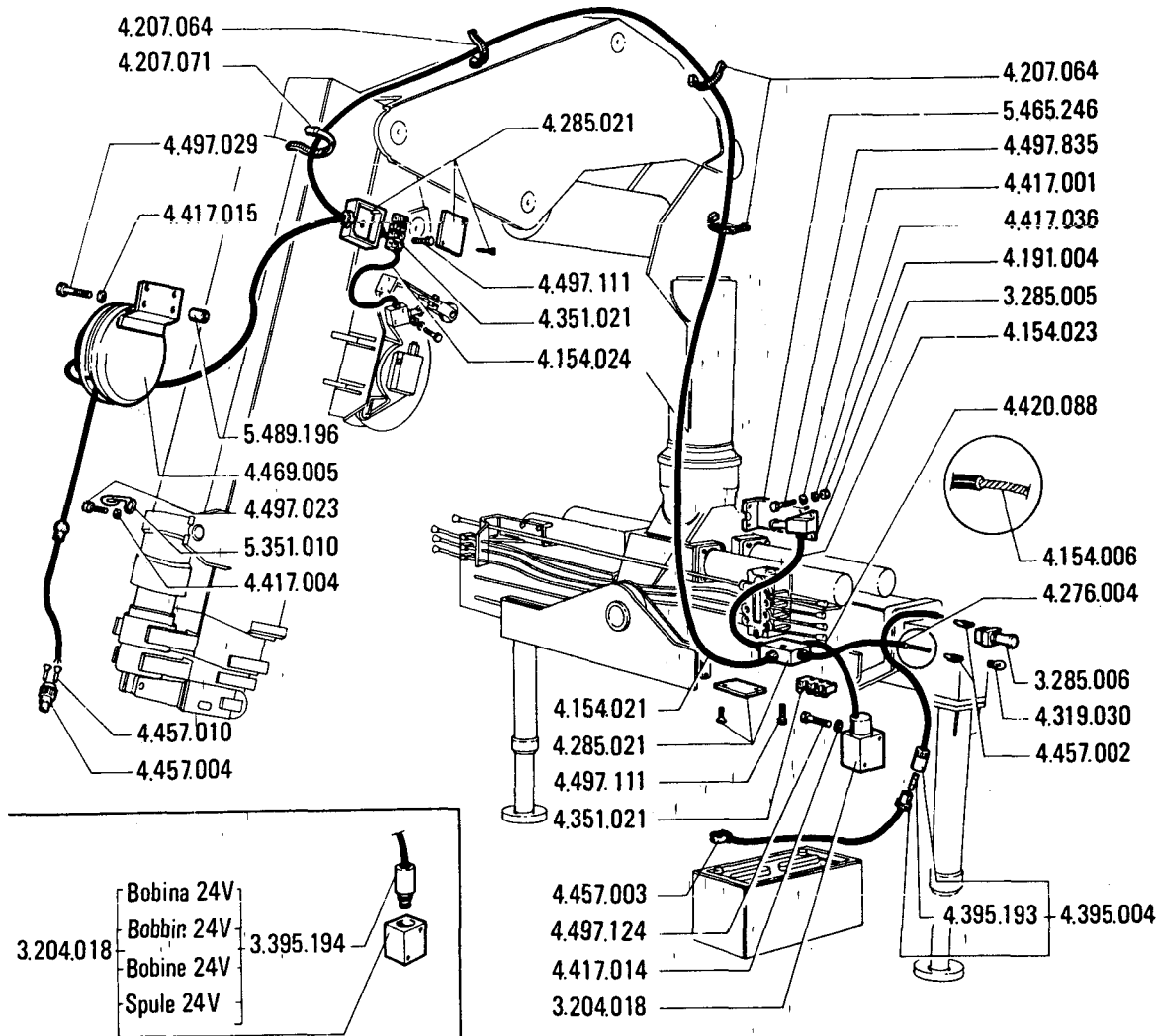
N. Identif.	Quant.	Denominazione
3.204.005	1	Elettrovalvola
3.207.064	15	Fascietta
3.285.005	1	Microinterruttore
3.285.006	1	Interruttore
3.319.003	1	Lampada
3.395.098	1	Bobina
4.177.004	1	Copiglia
4.191.033	8	Dado
4.285.021	2	Scatola di derivazione
4.395.004	1	Portafusibili
4.395.005	1	Fusibili
4.417.004	16	Rondella
4.417.014	8	Rondella
4.457.003	1	Capocorda per batt.
4.457.004	3	Spina elettrica
4.469.005	1	Tamburo avvolgicavo
4.497.014	2	Vite
4.497.023	7	Vite
4.497.029	2	Vite
4.497.111	6	Vite
5.311.237	1	Piatto tranciato
5.311.238	1	Piatto tranciato
5.351.010	7	Morsetto
5.489.196	2	Tubo in ferro



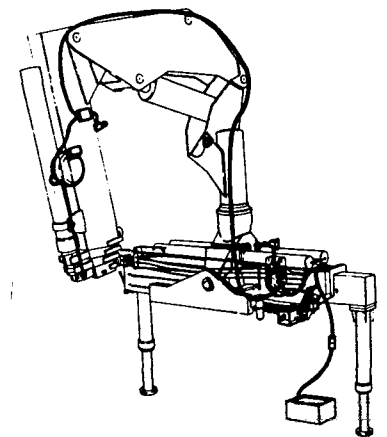
IMPIANTO ELETTRICO VERRICELLO

- ★ Winch electric system
- ★ Elektrische anlage der winde
- ★ Systeme électrique du treuil
- ★ Instalacion electrica del winche

B.10: 19.001	
B.15: 39.001	
.....	V.846.0



N. Identif.	Quant.	Denominazione
3.204.018	1	Elettrovalvola
3.285.005	1	Interruttore
3.285.006	1	Interruttore
3.395.194	1	Bobina
4.154.006	2	Cavo elettrico
4.154.021	1	Cavo elettrico
4.154.023	1	Cavo elettrico
4.154.024	1	Cavo elettrico
4.191.004	2	Dado
4.207.064		Fascietta
4.207.071		Fascietta
4.276.004	2	Guaina
4.285.021	2	Scatola derivazione
4.319.030	1	Lampada
4.351.021	2	Morsetto
4.395.004	1	Porta fusibile
4.395.193	1	Fusibile
4.417.001	4	Rondella
4.417.004	7	Rondella
4.417.014	6	Rondella
4.417.015	2	Rondella
4.417.036	4	Rondella
4.420.088	1	Guaina
4.457.002	3	Spina
4.457.003	2	Spina
4.457.004	3	Spina
4.457.010	10	Spina
4.469.005	1	Avvolgicavo
4.497.023	7	Vite
4.497.029	2	Vite
4.497.111	6	Vite
4.497.124	2	Vite
4.497.835	4	Vite
5.353.010	7	Morsetto
5.465.246	1	Supporto
5.489.196	2	Distanziale



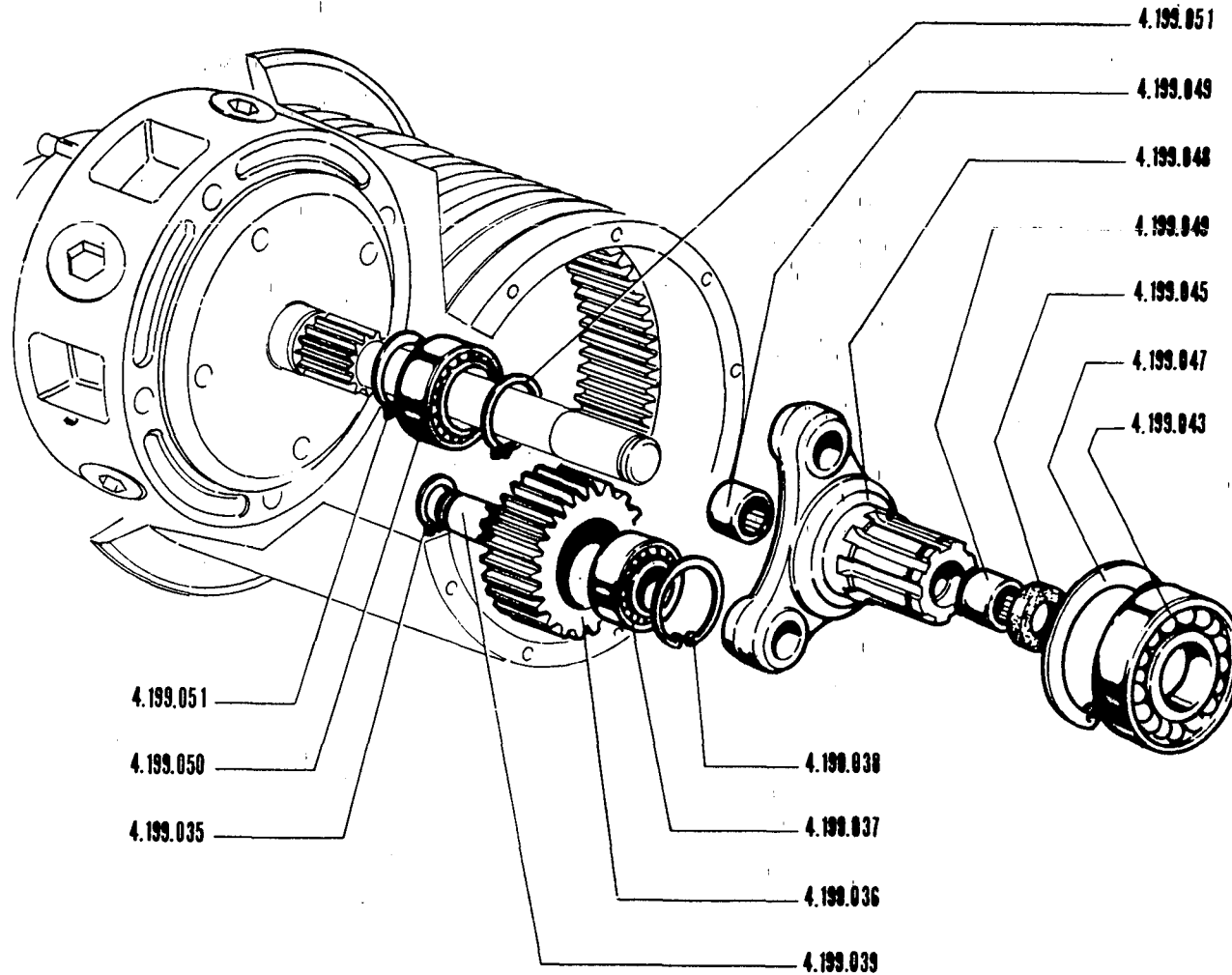
IMPIANTO ELETTRICO VERRICELLO

- * Winch electric system
- * Elektrische anlage der winde
- * Systeme electrique du treuil
- * Instalacion electrica del winche

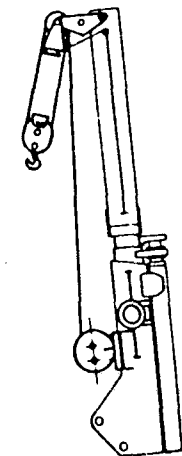
PM 34003

V.846.1

K 1



N. identif.	Quant.	Denominazione
4.199.035	6	Anello
4.199.036	3	Ingranaggio
4.199.037	3	Cuscinetto
4.199.038	6	Anello
4.199.039	3	Perno
4.199.043	1	Cuscinetto
4.199.045	1	Anello
4.199.047	1	Anello
4.199.048	1	Albero
4.199.049	2	Astuccio
4.199.050	1	Cuscinetto
4.199.051	2	Anello



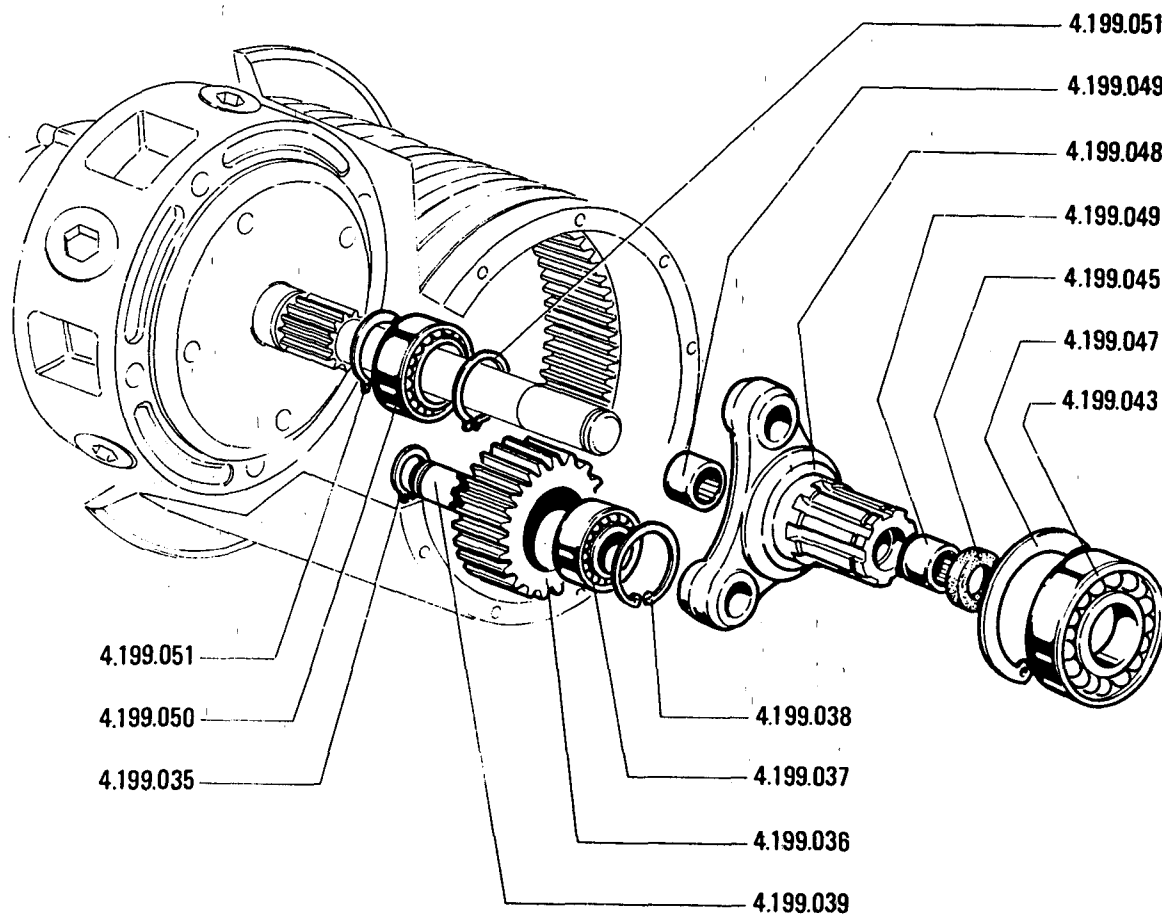
RIDUTTORE VERRICELLO B10

* B10 winch gear reducer
 * Reducteur treuil B10

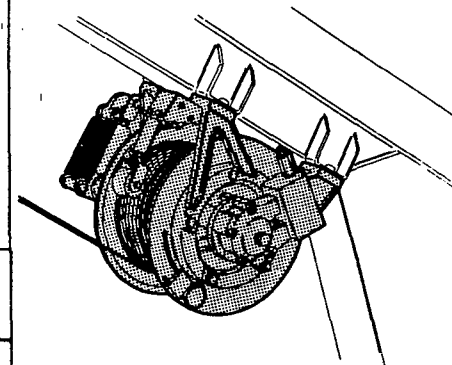
* B10 Windeuntersetzungsgetriebe
 * Reductor winche B10

B.10: 19.175

V.848.0



N. Identif.	Quant.	Denominazione
4.199.035	6	Anello elastico
4.199.036	3	Satellite
4.199.037	3	Cuscinetto
4.199.038	6	Anello elastico
4.199.039	3	Perno
4.199.043	1	Cuscinetto
4.199.045	1	Anello di tenuta
4.199.047	1	Anello elastico
4.199.048	1	Albero
4.199.049	2	Astuccio
4.199.050	1	Cuscinetto
4.199.051	2	Anello elastico



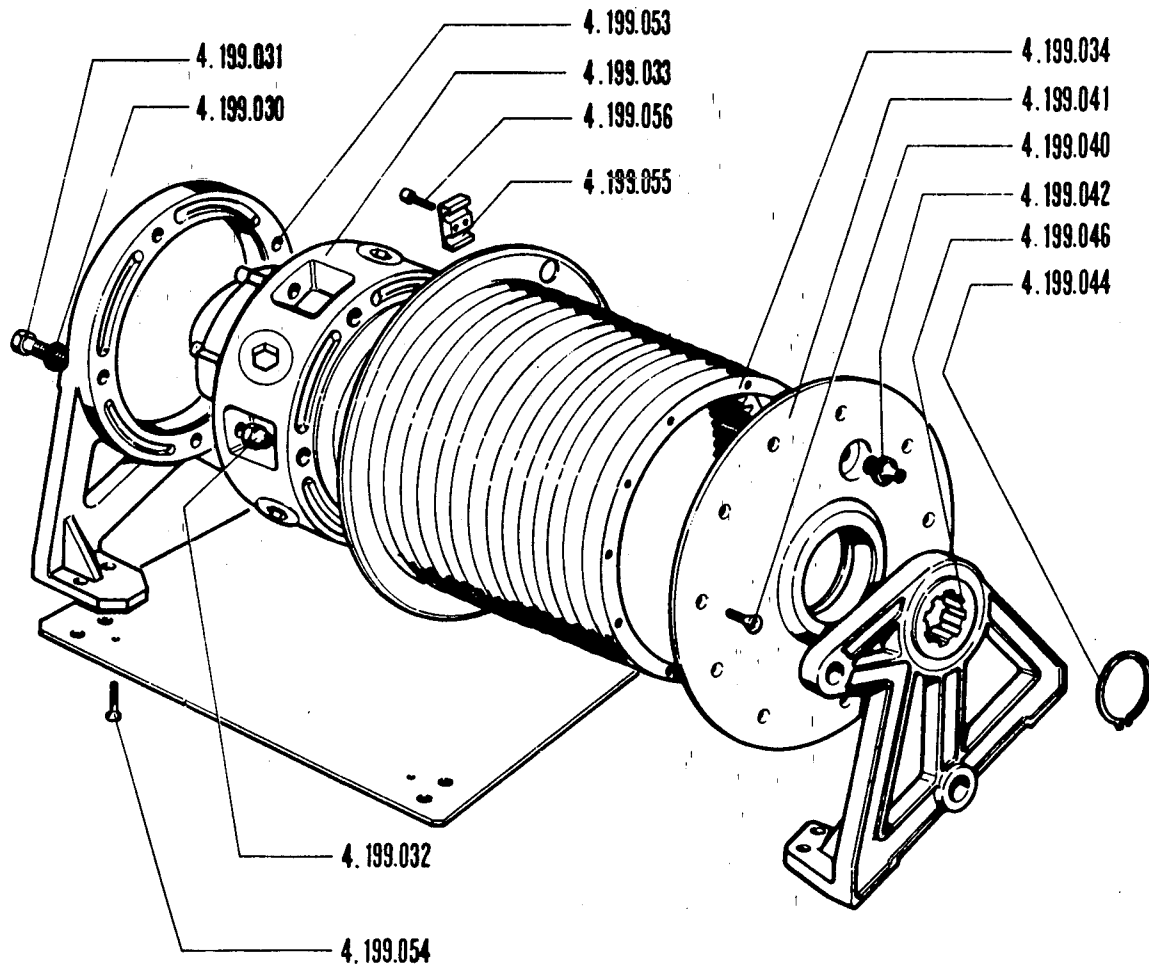
RIDUTTORE VERRICELLO B10

* B10 winch gear reducer
 * Reducteur treuil B10

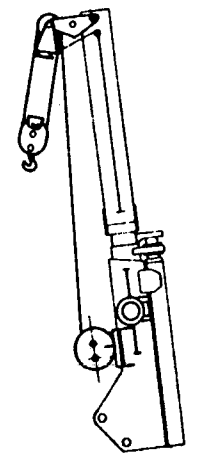
* B10 Windeuntersetzungsgetriebe
 * Reductor winche B10

V.848.1

K 3



N. identif.	Quant.	Denominazione
4.199.030	10	Rondella
4.199.031	5	Vite
4.199.032	5	Dado
4.199.033	1	Motore
4.199.034	1	Tamburo
4.199.040	10	Vite
4.199.041	1	Fiancata
4.199.042	1	Ingrassatore
4.199.044	1	Anello
4.199.046	1	Supporto
4.199.053	1	Supporto
4.199.054	4	Vite
4.199.055	1	Morsetto
4.199.056	2	Vite



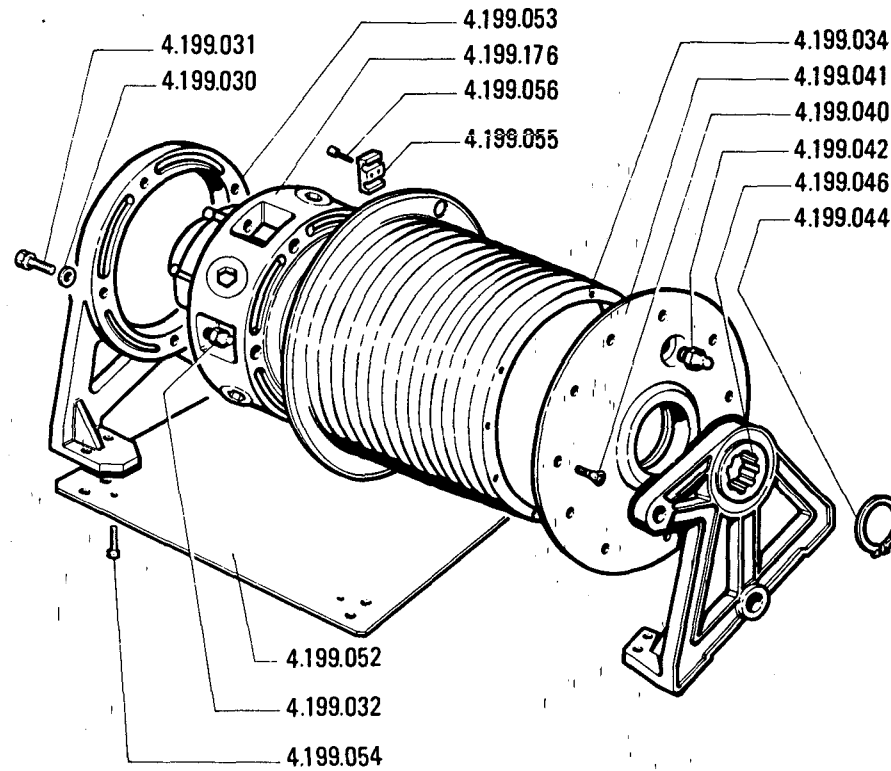
VERRICELLO B10

* B10 winch
Treuil B10

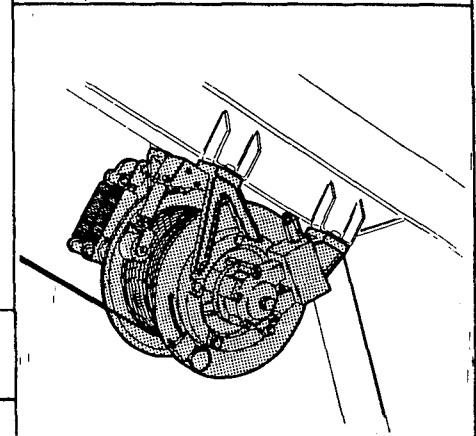
* B10 Winde
* Winche B10

B.10: 19.175

V.849.0



N. Identif.	Quant.	Denominazione
4.199.030	10	Rondella
4.199.031	5	Vite
4.199.032	5	Dado
4.199.034	1	Tamburo
4.199.040	10	Vite
4.199.041	1	Fiancata
4.199.042	1	Ingrassatore
4.199.044	1	Anello elastico
4.199.046	1	Supporto
4.199.052	1	Basamento
4.199.053	1	Supporto
4.199.054	4	Vite
4.199.055	1	Morsetto
4.199.056	2	Vite
4.199.176	1	Motore

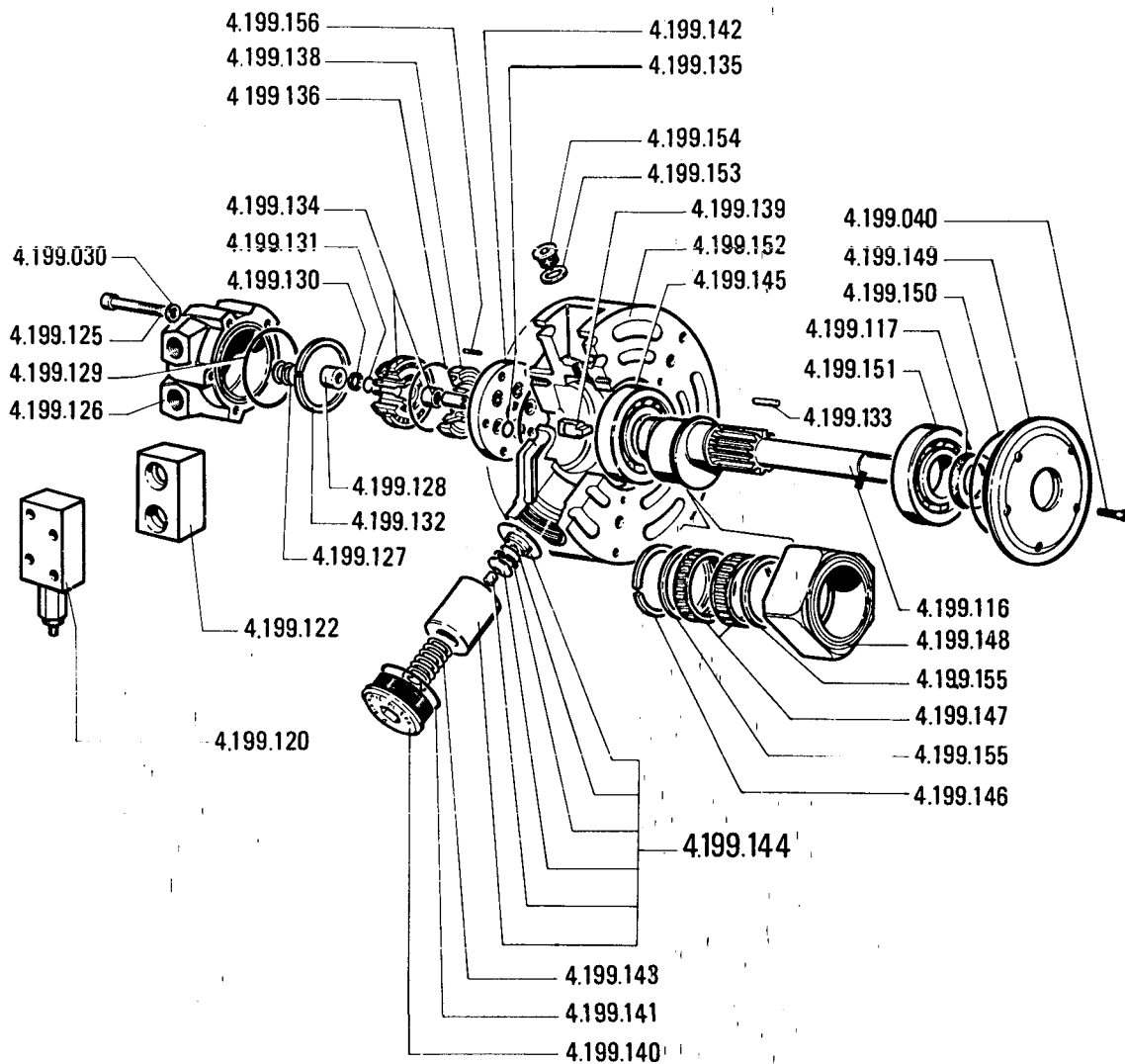


VERRICELLO B10

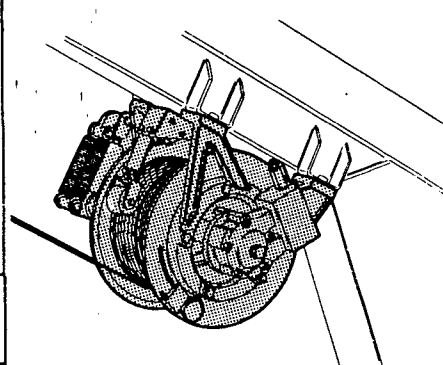
* B10 winch
Treuil B10

* B10 Winde
* Winche B10

V.849.1



N. Identif.	Quant.	Denominazione
4.199.030	5	Rondella
4.199.040	5	Vite
4.199.116	1	Albero
4.199.117	1	Anello
4.199.120	1	Valvola
4.199.122	1	Piastra
4.199.125	5	Vite
4.199.126	1	Coperchio
4.199.127	1	Molla
4.199.128	1	Distanziale
4.199.129	2	Guarnizione
4.199.130	1	Anello
4.199.131	1	Guarnizione
4.199.132	1	Segmento
4.199.133	2	Spina
4.199.134	1	Distributore
4.199.135	5	Guarnizione
4.199.136	1	Guarnizione
4.199.138	1	Distributore
4.199.139	1	Giunto
4.199.140	5	Tappo
4.199.141	5	Guarnizione
4.199.142	1	Piastra
4.199.143	5	Molla
4.199.144	5	Pistone
4.199.145	1	Cuscinetto
4.199.146	1	Anello
4.199.147	2	Gabbia
4.199.148	1	Boccola
4.199.149	1	Coperchio
4.199.150	1	Guarnizione
4.199.151	1	Cuscinetto
4.199.152	1	Corpo motore
4.199.153	1	Rondella
4.199.154	1	Tappo
4.199.155	2	Spessore
4.199.156	2	Spina

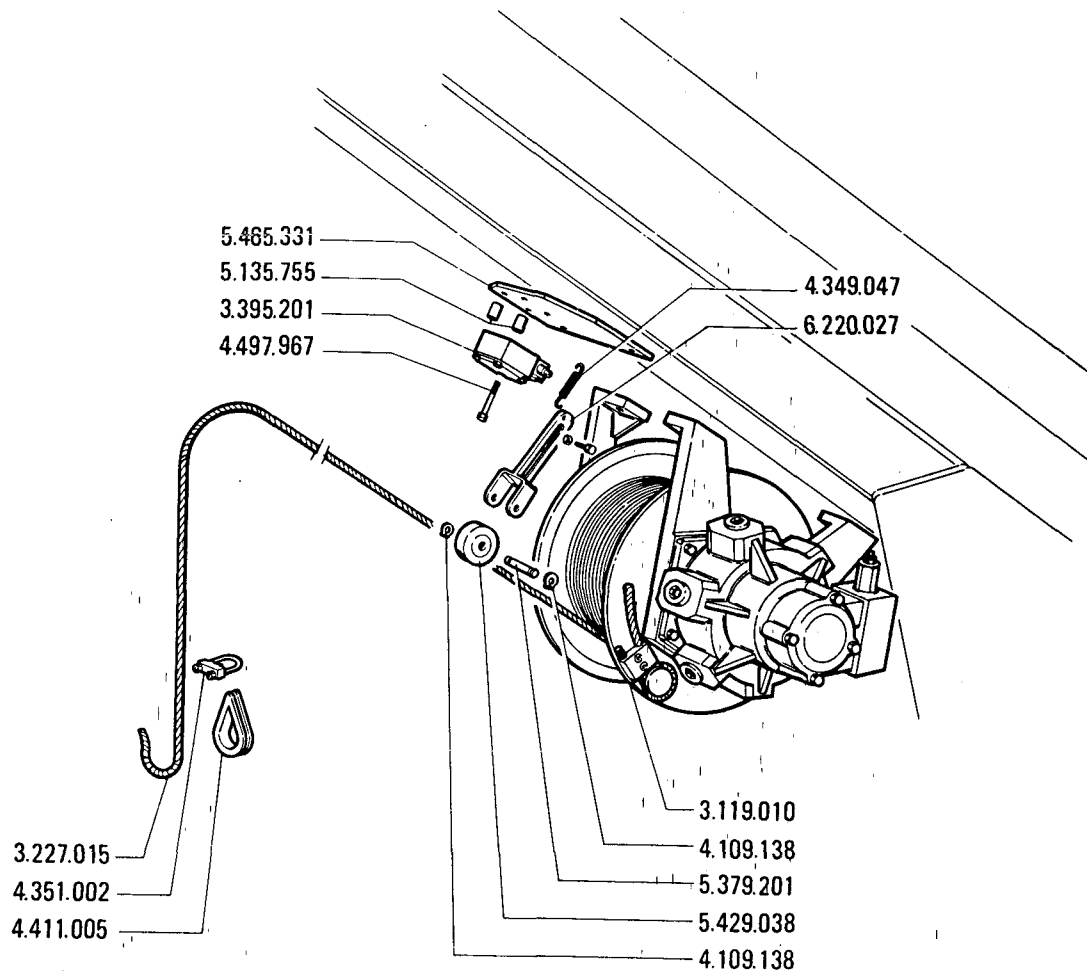


MOTORE VERRICELLO B10

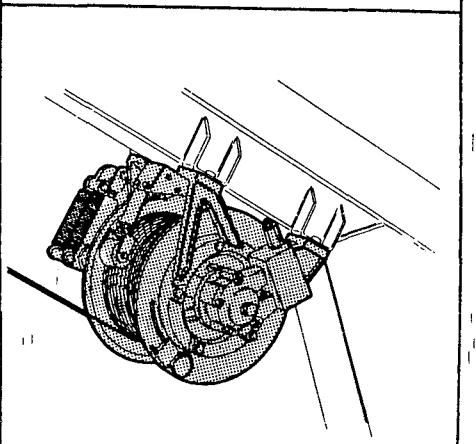
* B10 winch motor
* Moteur treuil B10

* B10 Windenmotor
* Motor cabrestante B10

V.850.0



N. Identif.	Quant.	Denominazione
3.119.010	1	Verricello
3.227.015	1	Fune
3.395.201	1	Microinterruttore
4.109.138	2	Anello elastico
4.411.005	1	Redancia
4.349.047	1	Molla
4.351.002	3	Morsettoq
4.497.967	4	Vite
5.135.755	4	Boccola
5.379.201	1	Perno
5.429.038	1	Rullo
5.465.331	1	Supporto
6.220.027	1	Supporto



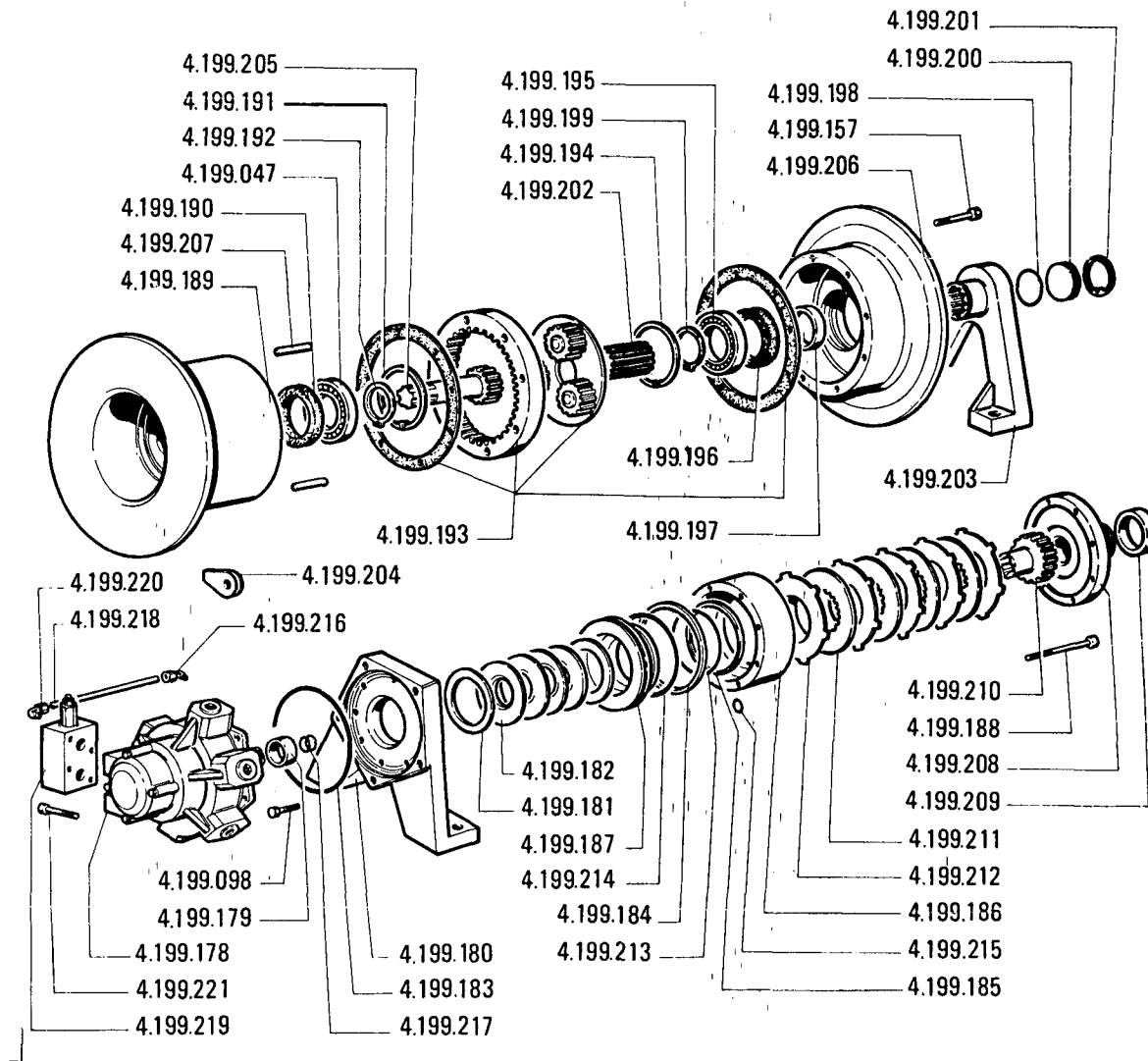
VERRICELLO BH 215 E FINE CORSA

* BH 215 winch and lowering limiting switch
* Treuil BH 215 et dispositif fin course descente

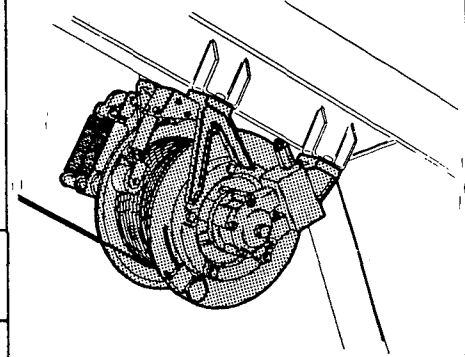
* BH 215 Winde and Absenkanschlag
* Cabrestante BH 215 y fin de carrera del descenso

39.284 N

V.851.0



N. Identif.	Quant.	Denominazione
4.199.047	1	Cuscinetto
4.199.098	5	Vite
4.199.157	6	Vite
4.199.178	1	Motore
4.199.179	1	Distanziale
4.199.180	1	Supporto
4.199.181	2	Anello
4.199.182	4	Molla
4.199.183	1	Guarnizione
4.199.184	1	Anello
4.199.185	1	Anello
4.199.186	1	Corpo freno
4.199.187	1	Pistone freno
4.199.188	8	Vite
4.199.189	1	Tamburo
4.199.190	1	Anello
4.199.191	1	Anello
4.199.192	1	Anello
4.199.193	1	Gruppo riduzione
4.199.194	1	Anello
4.199.195	1	Cuscinetto
4.199.196	1	Anello
4.199.197	1	Sostegno
4.199.198	1	Guarnizione
4.199.199	1	Anello
4.199.200	1	Rondella
4.199.201	1	Anello
4.199.202	1	Barra scanalata
4.199.203	1	Supporto
4.199.204	1	Redancia
4.199.205	1	Albero solare
4.199.206	1	Fiancata tamburo
4.199.207	2	Spina
4.199.208	1	Flangia
4.199.209	1	Sostegno
4.199.210	1	Ingranaggio
4.199.211	4	Disco
4.199.212	5	Controdischi
4.199.213	1	Guarnizione
4.199.214	1	Guarnizione
4.199.215	1	Guarnizione
4.199.216	1	Raccordo
4.199.217	1	Molla
4.199.218	1	Tubo in ferro
4.199.219	1	Valvola
4.199.220	1	Raccordo
4.199.221	8	Vite



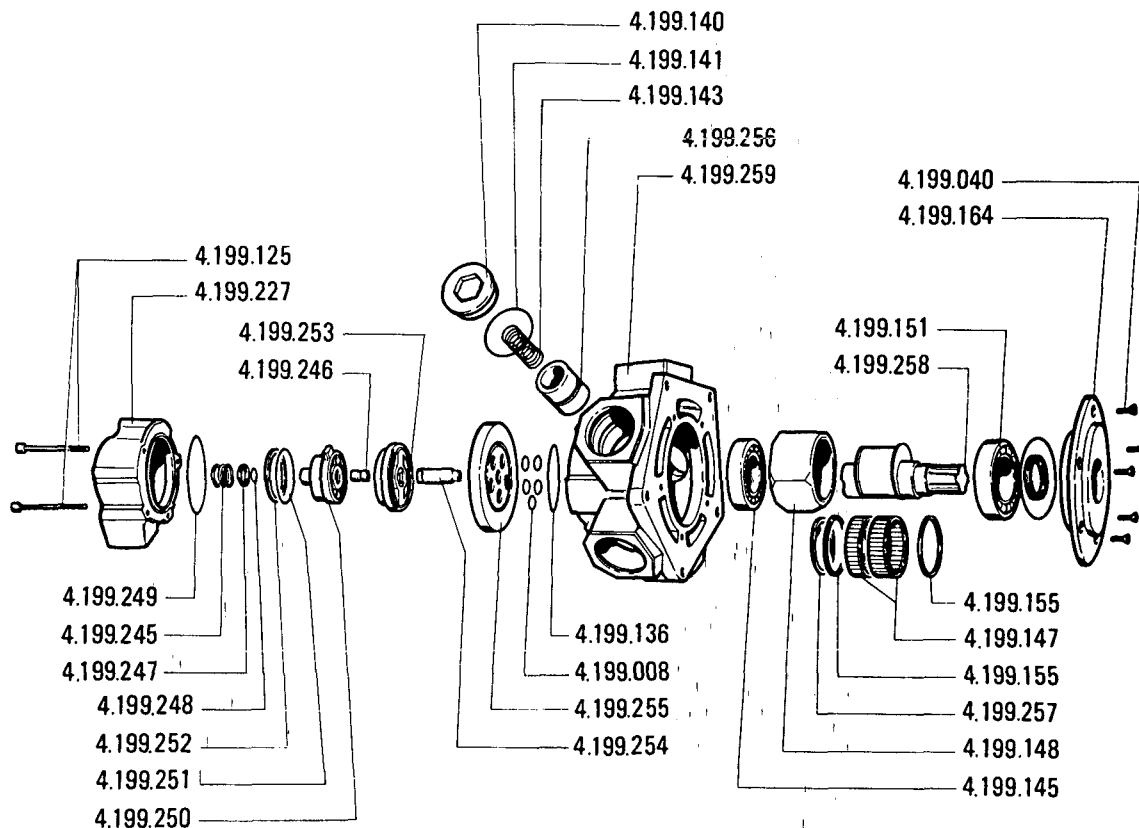
VERRICELLO BH 215

* BH 215 winch
* Treuil BH 215

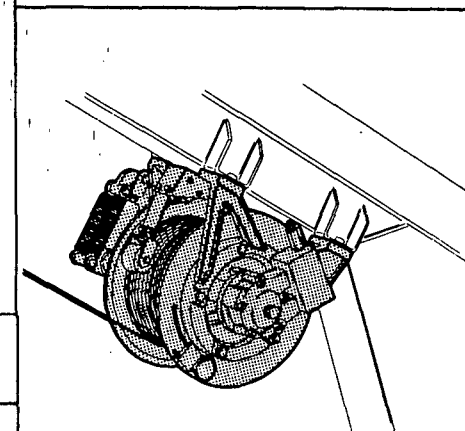
* BH 215 Winde
* Winche BH 215

39.284 N

V.852.0



N. Identif.	Quant.	Denominazione
4.199.008	5	Gurnizione
4.199.040	5	Vite
4.199.125	5	Vite
4.199.136	1	Guarnizione
4.199.140	5	Tappo
4.199.141	5	Guarnizione
4.199.143	5	Molla
4.199.145	1	Cuscinetto
4.199.147	2	Gabbia a rullini
4.199.148	1	Boccola
4.199.151	1	Cuscinetto
4.199.155	2	Spessore
4.199.164	1	Coperchio motore
4.199.227	1	Coperchio
4.199.245	1	Molla
4.199.246	1	Perno
4.199.247	1	Anello
4.199.248	1	Guarnizione
4.199.249	1	Guarnizione
4.199.250	1	Distributore
4.199.251	1	Guarnizione
4.199.252	1	Anello
4.199.253	1	Distributore
4.199.254	1	Giunto
4.199.255	1	Piastrina
4.199.256	5	Pistone
4.199.257	2	Anello
4.199.258	1	Albero motore
4.199.259	1	Corpo motore



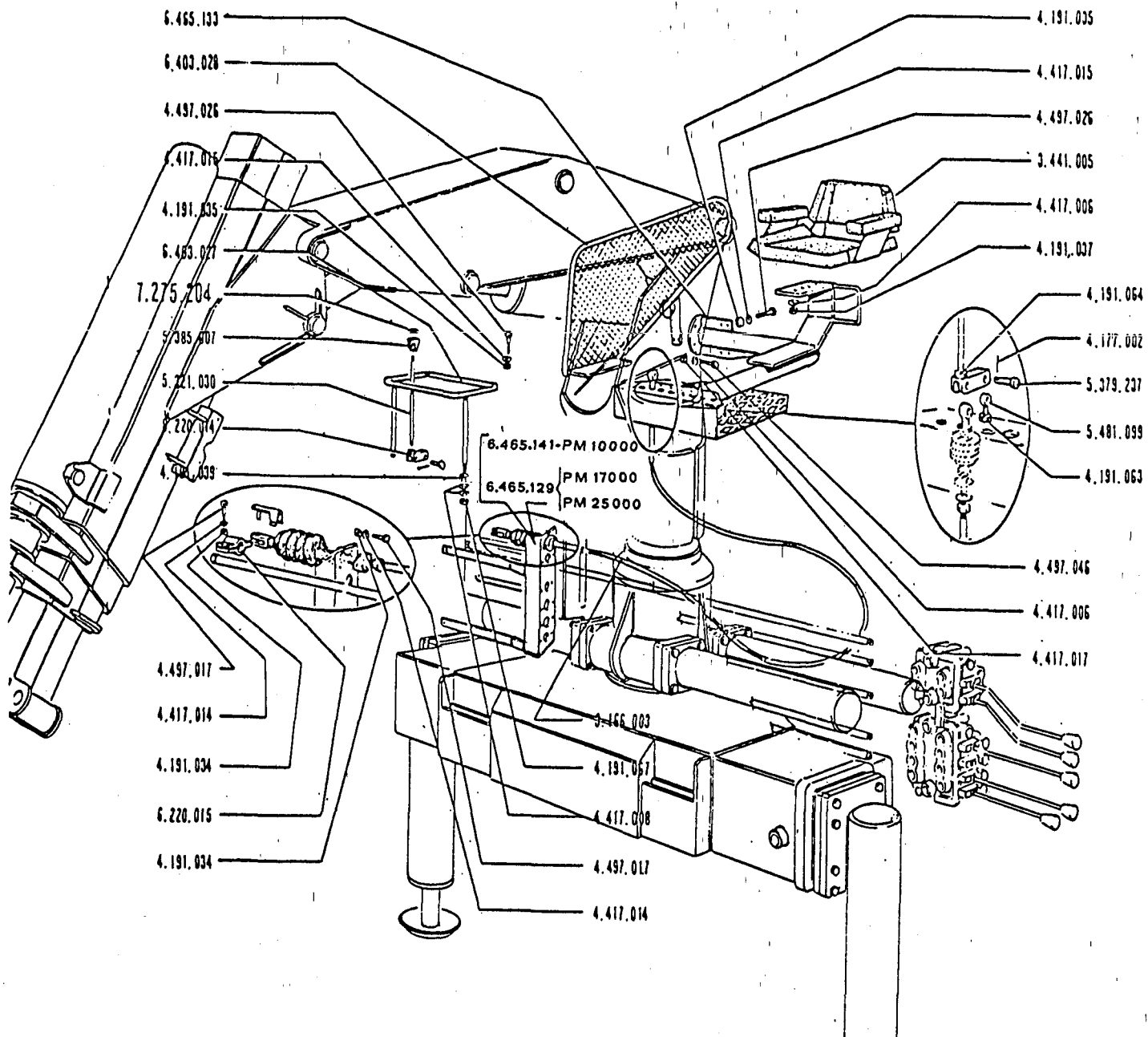
MOTORE VERRICELLO BH 215

* BH 215 winch motor
* Moteur treuil BH 215

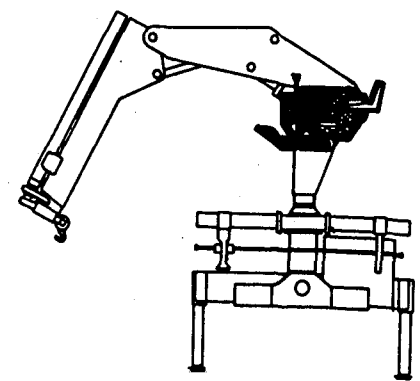
* BH 215 Windenmotor
* Motor cabrestante BH 215

39.284 N

V.853.0



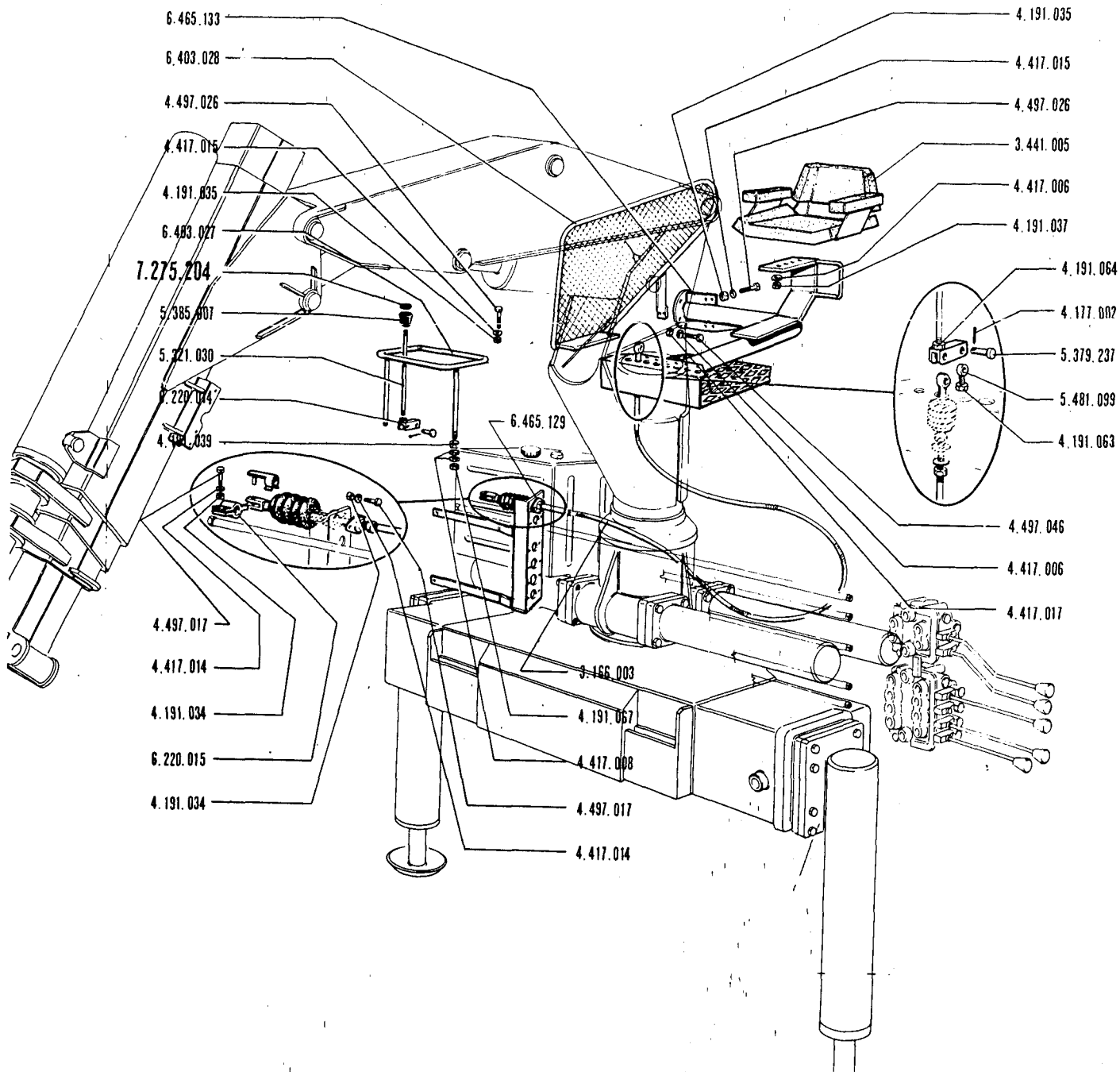
N. Identif.	Quant.	Denominazione
3.166.003	5	Cavo flessibile
3.441.005	1	Sedile
4.177.002	10	Copiglia
4.191.034	20	Dado
4.191.035	5	Dado
4.191.037	2	Dado
4.191.039	2	Dado
4.191.063	14	Dado
4.191.064	5	Dado
4.191.067	2	Dado
4.417.006	6	Rondella
4.417.008	4	Rondella
4.417.014	20	Rondella
4.417.015	5	Rondella
4.417.017	4	Rondella
4.497.017	20	Vite
4.497.026	5	Vite
4.497.046	4	Vite
5.321.030	5	Leva
5.379.237	10	Perno
5.385.007	5	Pomello
5.481.099	5	Tirante
6.220.014	5	Forcella
6.220.015	5	Forcella
6.403.027	1	Protezione
6.403.028	1	Protezione
6.465.129	1	Supporto
6.465.133	1	Supporto
6.465.141	1	Supporto
7.275.204	1	Kit targhette



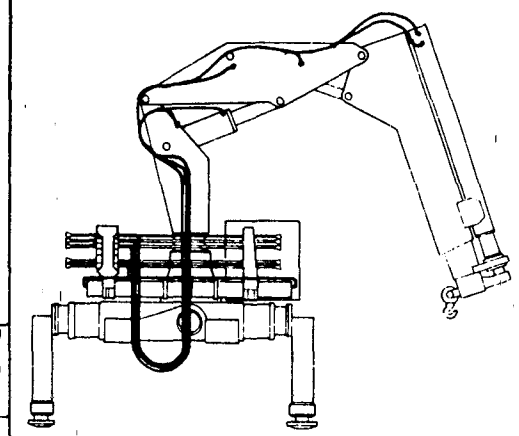
POSTO DI MANOVRA IN ALTO

- ★ Top seat
- ★ Sitz an der saule
- ★ Siege en haut
- ★ Asiento sobre la columna

46.001 | T.801.1



N. Identif.	Quant.	Denominazione
3.166.003	4	Cavo flessibile
3.441.005	1	Sedile
4.177.002	8	Copiglia
4.191.034	16	Dado
4.191.035	4	Dado
4.191.037	2	Dado
4.191.039	2	Dado
4.191.063	12	Dado
4.191.064	4	Dado
4.191.067	2	Dado
4.417.006	6	Rondella
4.417.008	4	Rondella
4.417.014	16	Rondeiaa
4.417.015	4	Rondella
4.417.017	4	Rondella
4.497.017	16	Vite
4.497.026	4	Vite
4.497.046	4	Vite
5.321.030	4	Leva
5.379.237	8	Perno
5.385.007	4	Pomello
5.481.099	4	Tirante
6.220.014	4	Forcella
6.220.015	4	Forcella
6.403.027	1	Protezione
6.403.028	1	Protezione
6.465.129	1	Supporto
6.465.133	1	Supporto
7.275.204	1	Kit targhette

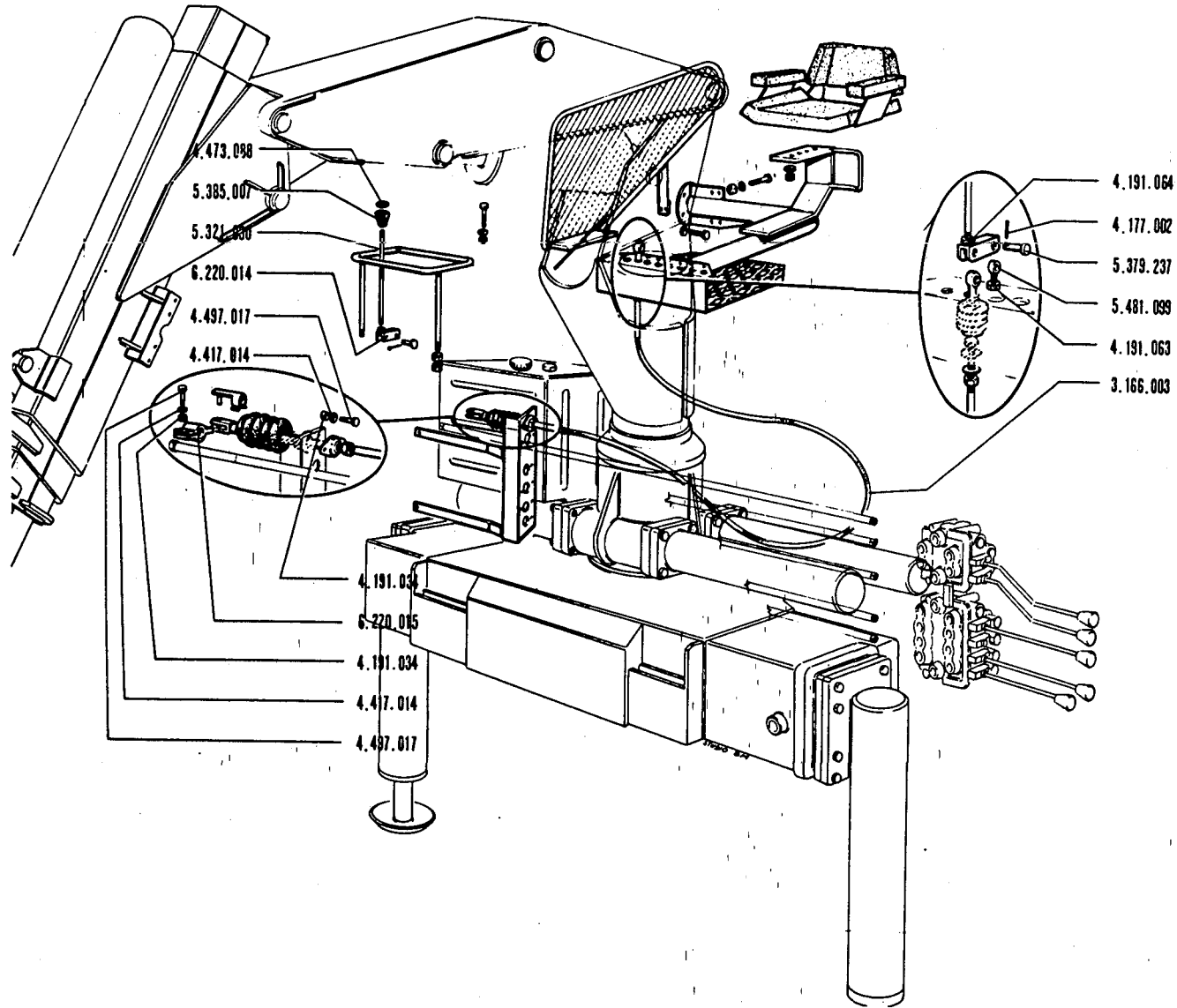


POSTO DI MANOVRA IN ALTO

- Top seat
- Sitz an der saeule
- Siege haut
- Asiento sobre la columna

PM 25003

23.001
 **T.8010**



N. Identif.	Quant.	Denominazione
3.166.003	1	Cavo flessibile
4.177.002	2	Copiglia
4.191.034	4	Dado
4.191.063	2	Dado
4.191.064	1	Dado
4.417.014	4	Rondella
4.473.088	1	Targhetta
4.497.017	4	Vite
4.497.026	1	Vite
5.321.030	1	Leva
5.379.237	2	Perno
5.385.007	1	Pomello
5.481.099	1	Tirante
6.220.014	1	Forcella
6.220.015	1	Forcella

COMANDO 1 ELEMENTO

★ One element control

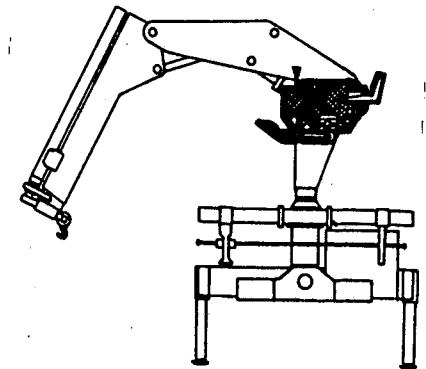
★ Betätigung an der kranseule

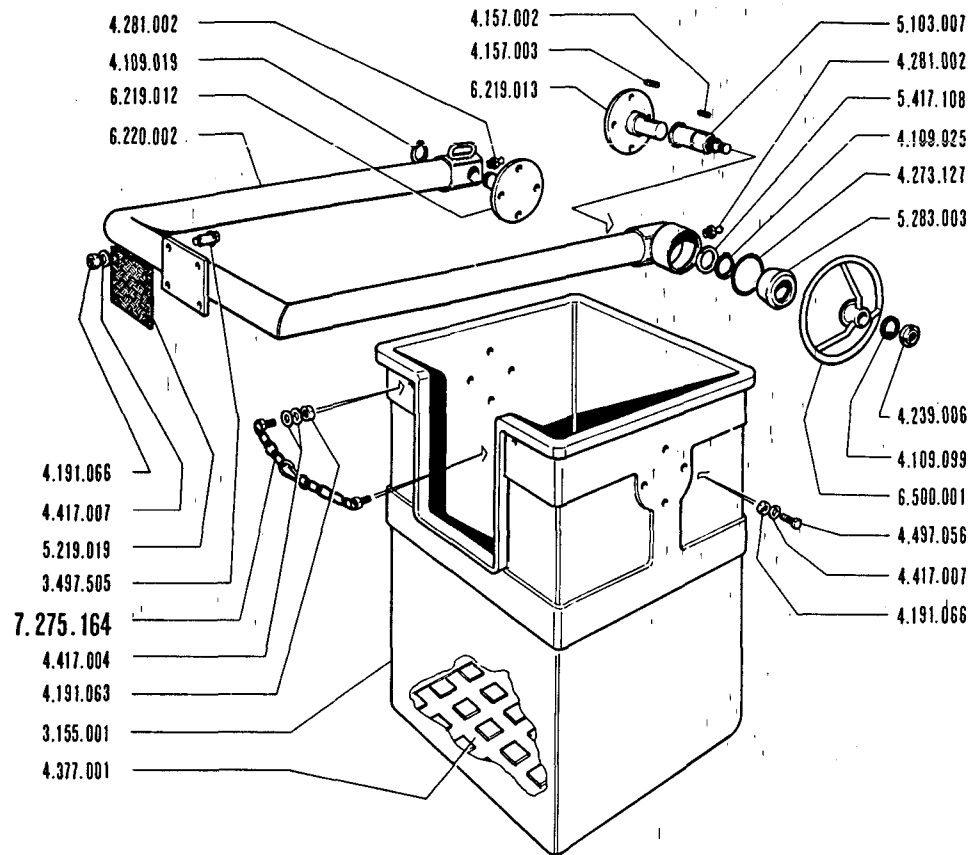
★ Commande à 1 element

★ Manda 1 elemento para asiento

46.001

T.802.0





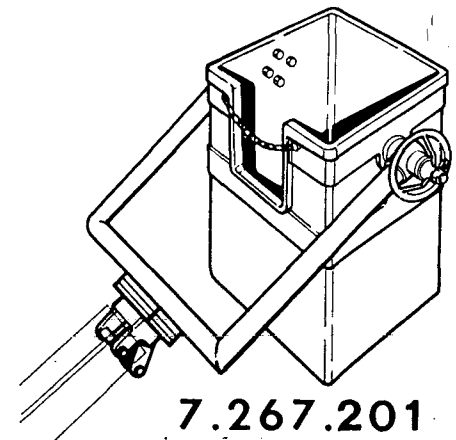
N. Identif.	Quant.	Denominazione
3.155.001	1	Cestello
3.497.505	4	Vite d'isolamento
4.109.019	1	Anello elastico
4.109.025	1	Anello elastico
4.109.099	1	Anello elastico
4.157.002	1	Linguetta
4.157.003	1	Linguetta
4.191.063	2	Dado
4.191.066	16	Dado
4.237.006	1	Ghiera
4.273.127	1	Guarnizione
4.281.002	2	Ingrassatori
4.377.001	1	Pedana
4.417.004	2	Rondella
4.417.007	16	Rondella
4.497.056	8	Vite
5.103.007	1	Albero
5.219.019	1	Flangia d'isolamento
5.283.003	1	Innesto
5.417.108	1	Rondella
6.219.012	1	Flangia
6.219.013	1	Flangia
6.220.002	1	Forcella
6.500.001	1	Volante di comando
7.275.164	1	Kit. catena

CESTELLO PORTA OPERATORE

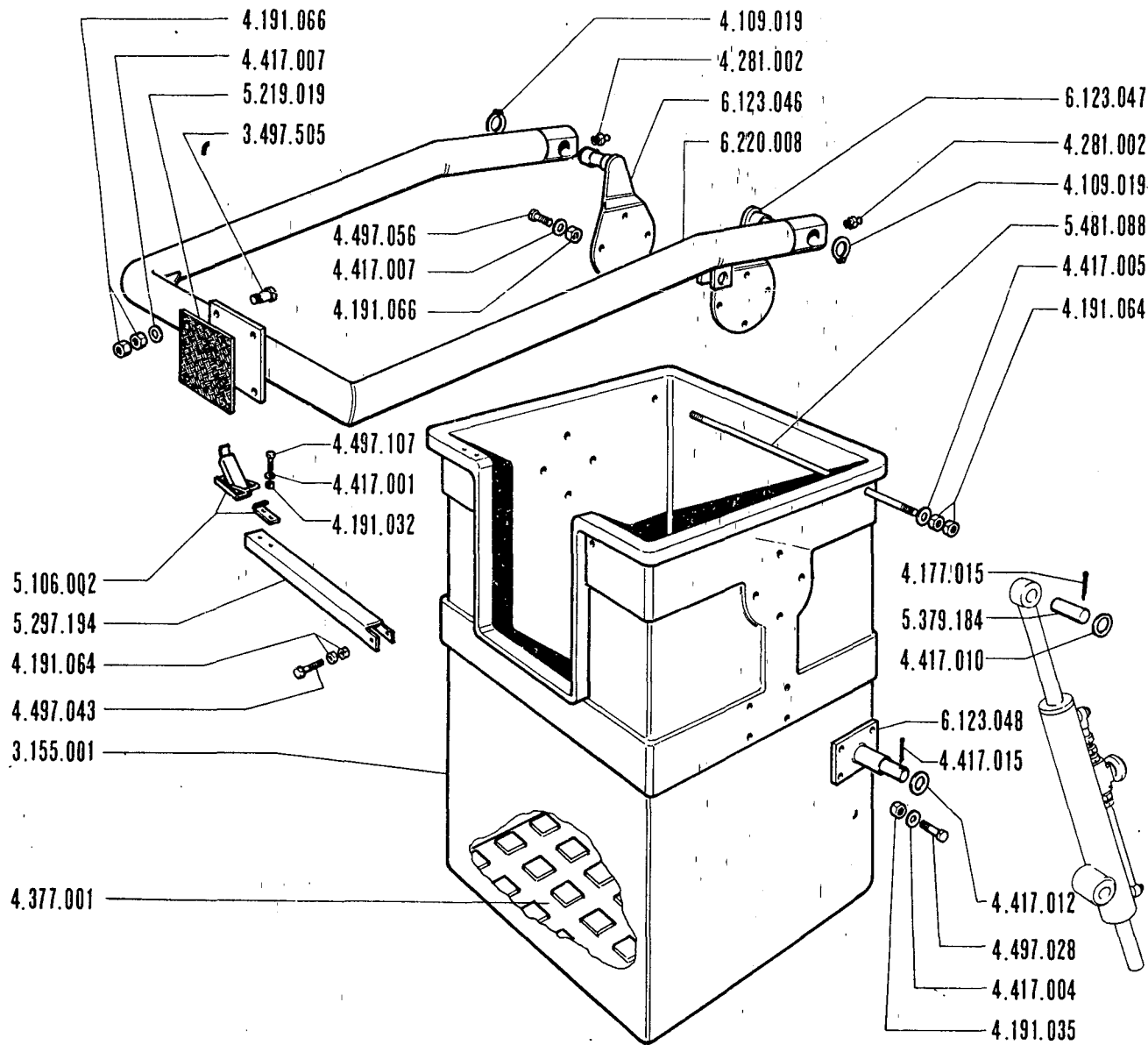
- Personnel Basket
- Nacelle porte-opérateur

- Arbeitsbühne
- Horquilla v cesta

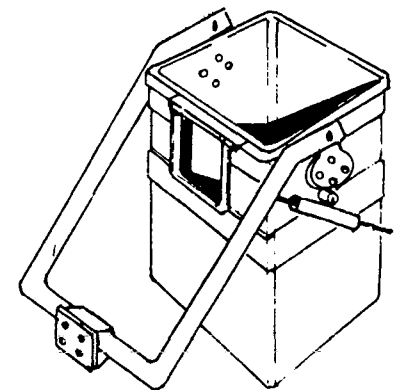
7.267.201



7.267.201



N. Identif.	Quant.	Denominazione
3.155.001	1	Cestello
3.497.505	4	Vite d'isolamento
4.109.019	2	Anello elastico
4.177.015	3	Copiglia
4.191.032	4	Dado
4.191.035	4	Dado
4.191.064	6	Dado
4.191.066	16	Dado
4.281.002	2	Ingrassatore
4.377.001	1	Pedana
4.417.001	4	Rondella
4.417.004	4	Rondella
4.417.005	2	Rondella
4.417.007	12	Rondella
4.417.010	2	Rondella
4.417.012	1	Rondella
4.497.028	4	Vite
4.497.043	1	Vite
4.497.056	8	Vite
4.497.107	4	Vite
5.106.002	1	Aggancio
5.219.019	1	Flangia
5.297.194	1	Lamiera
5.379.184	1	Perno
5.481.088	1	Tirante
6.123.046	1	Attacco
6.123.047	1	Attacco
6.123.048	1	Attacco
6.220.008	1	Forcella

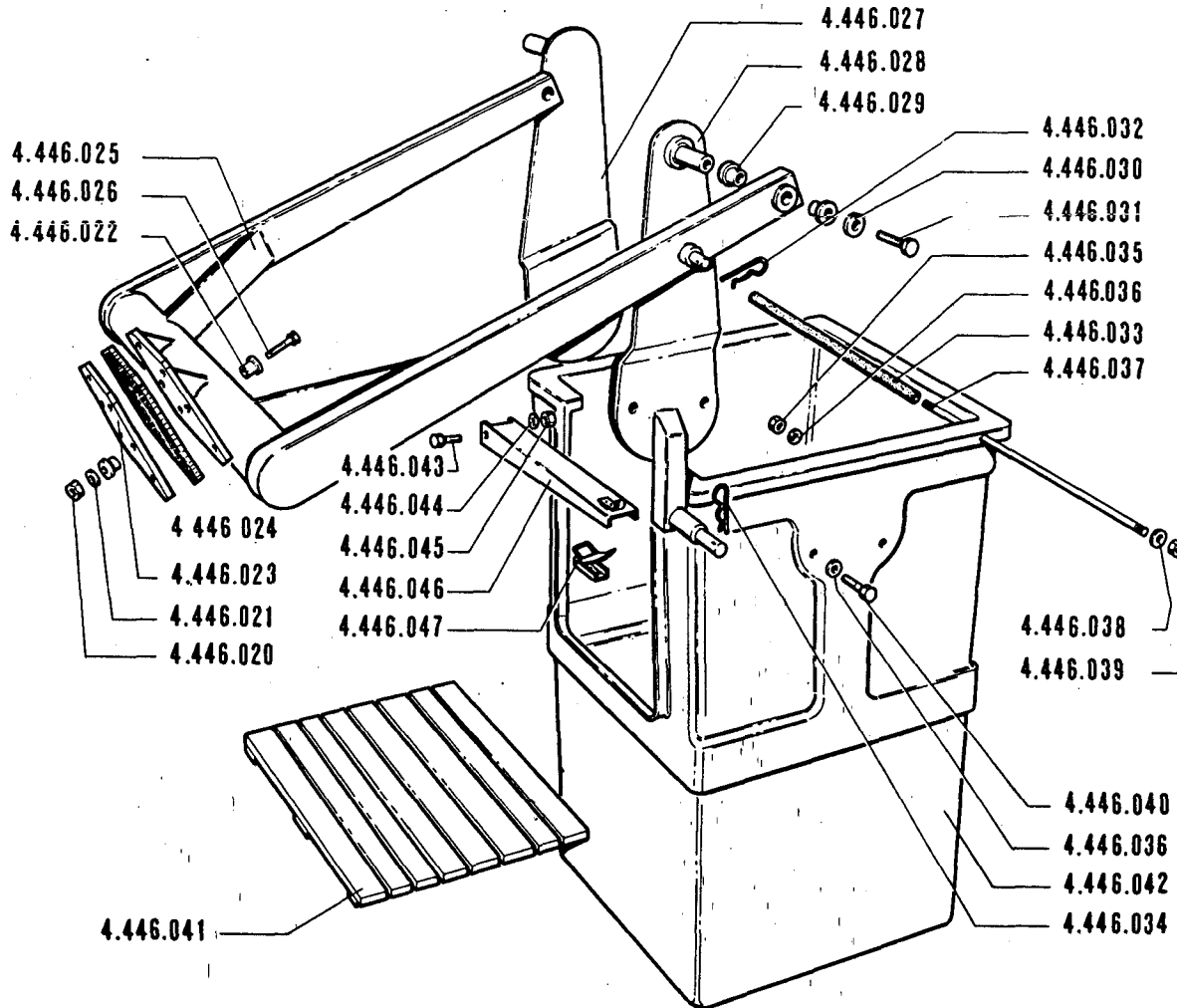


CESTELLO PORTA OPERATORE

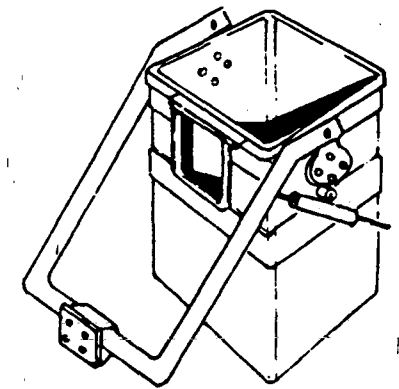
- *Personnel Basket*
- *Nacelle porte - opérateur*

- *Arbeitsbühne*
- *Horquilla y cesta*

Q.801.1



N. Identif.	Quant.	Denominazione
4.446.020	4	Dado
4.446.021	8	Rondella
4.446.022	8	Boccola
4.446.023	1	Flangia
4.446.024	1	Flangia
4.446.025	1	Forcella
4.446.026	4	Vite
4.446.027	1	Supporto
4.446.028	1	Supporto
4.446.029	4	Boccola
4.446.030	2	Rondella
4.446.031	2	Vite
4.446.032	1	Spilla
4.446.033	1	Tube gomma
4.446.034	1	Spilla
4.446.035	8	Dado
4.446.036	8	Rondella
4.446.037	1	Tirante
4.446.038	2	Rondella
4.446.039	2	Dado
4.446.040	8	Vite
4.446.041	1	Pedana
4.446.042	1	Piattaforma
4.446.043	1	Vite
4.446.044	2	Rondella
4.446.045	1	Dado
4.446.046	1	Lamiera
4.446.047	1	Aggancio



CESTELLO PORTAOPERATORE MONOPOSTO

★ Single air platform

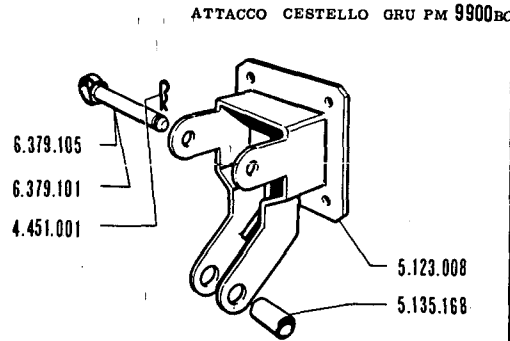
★ Einzige Bedienungsbühne

★ Nacelle porte operateur 1 place

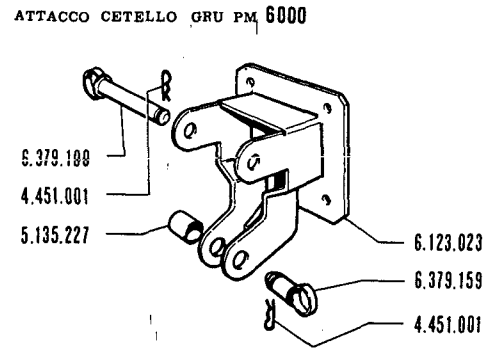
★ Horquilla y cesta portaoperador monopuesto

44.001

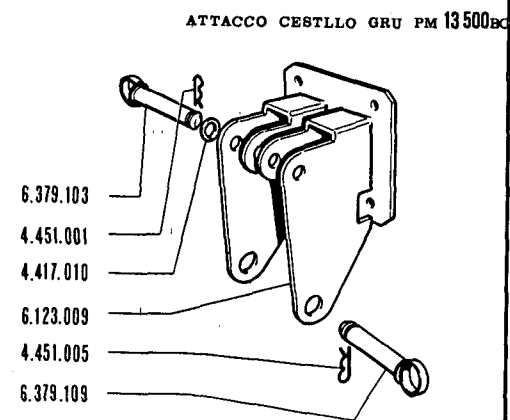
Q.801.2



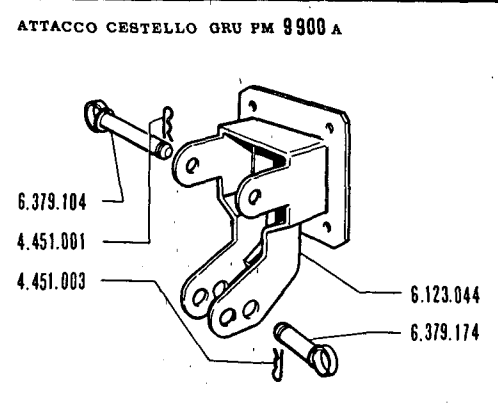
7.267.258



7.267.345

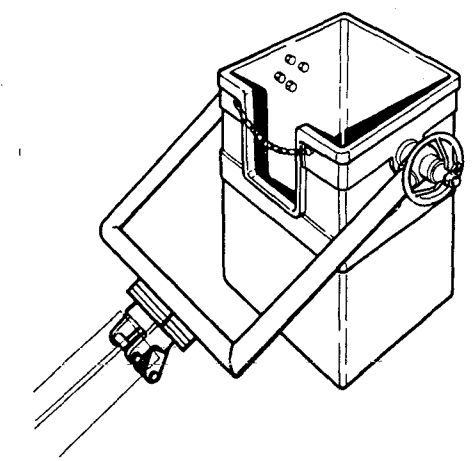


7.267.259



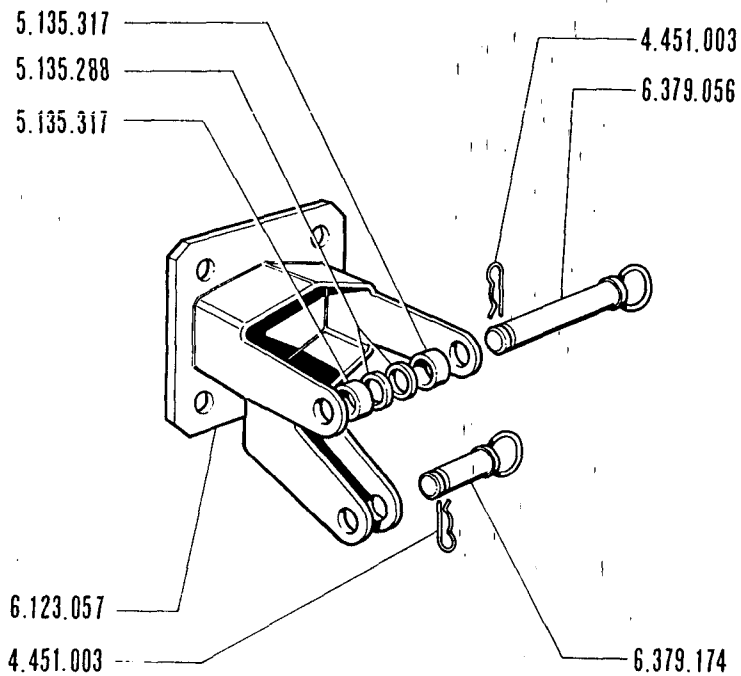
7.267.346

N. Identif.	Quant.	Denominazione
ATTACCO CESTELLO GRU PM 9900BC		
4.451.001	1	Spilla
5.123.008	1	Attacco
5.135.168	1	Boccola
6.379.101	1	Perno
6.379.105	1	Perno
ATTACCO CESTELLO GRU PM 13500BC		
4.417.010	1	Rondella
4.451.001	1	Spilla
4.451.005	1	Spilla
6.123.009	1	Attacco
6.379.103	1	Perno
6.379.109	1	Perno
ATTACCO CESTELLO GRU PM 6000		
4.451.001	2	Spilla
5.135.227	1	Boccola
6.123.023	1	Attacco
6.379.100	1	Perno
6.379.159	1	Perno
ATTACCO CESTELLO GRU PM 9900A		
4.451.001	1	Spilla
4.451.003	1	Spilla
6.123.044	1	Attacco
6.379.104	1	Perno
6.379.174	1	Perno

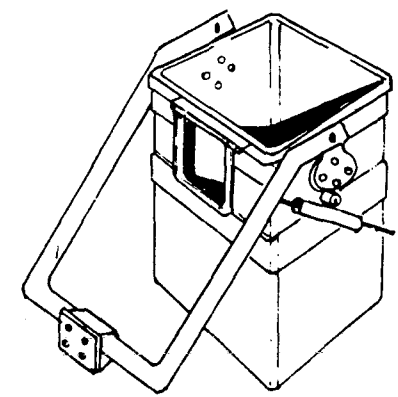


ATTACCHI CESTELLO PORTA OPERATORE

- Basket couplings
- Attelages de la nacelle
- Arbeitsbühnenkupplungen
- Fijaciones de la cesta



N. Identif.	Quant.	Denominazione
4.451.003	2	Spilla
5.135.288	6	Boccola
5.135.317	2	Boccola
6.123.057	1	Attacco
6.379.056	1	Perno
6.379.174	1	Perno



ATTACCO CESTELLO PORTAOPERATORE 7.267.497

- Basket coupling
- Attelage de la nacella

- Arbeitsbühnenkupplungen
- Fijacion dela cesta

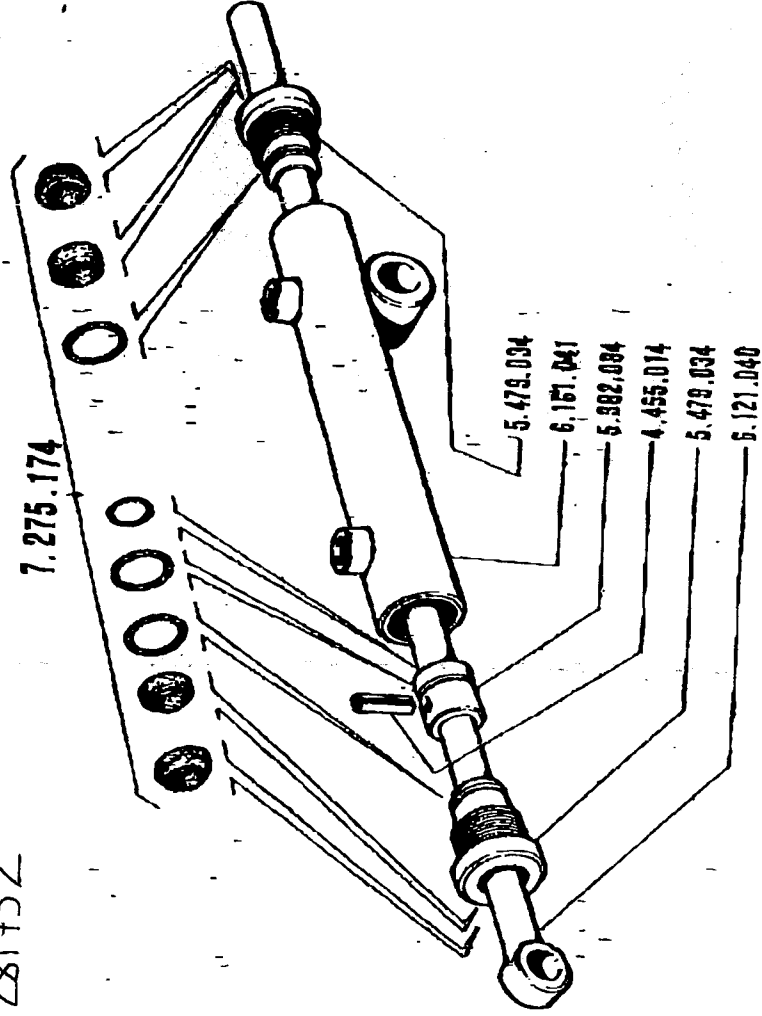
44.001

Q.802.1

ALLA C.O.
S.p.A. FRANCESCO D'AVI

FAX N° 059 281752

7.275.174



Cod.	Descrizione	Pr. €. cad
7275174	KIT GUARNIZIONI	23,25
5479034	CHIUSURA FILETT. STELO	19,35
6161041	STELO MARTINETTO	25,82
5382034	STANTUFFO	19,37
4455014	SPINA. ELASTICA	0,25
6121040	ASTA CROMATA	32,27

USARE SOLO QUESTI CODICI
PER IL CESTELLO

1/2

SEFRA Meccanica srl
Pablo Bianchi

0039 0532 846133

COMUNICAZIONE

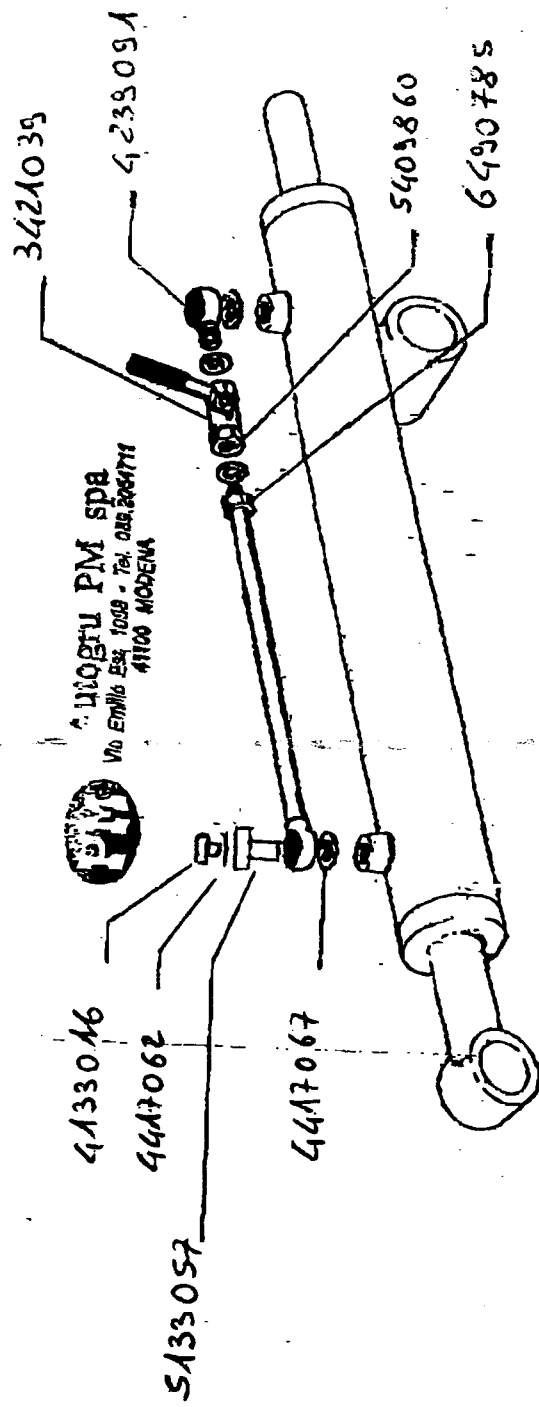
NR.512

P.1.

DI TUTTI I COMPONENTI 'BO'
EVENTUALI VOSTRI CODICI

GRAZIE

FRANCESCO DAMI



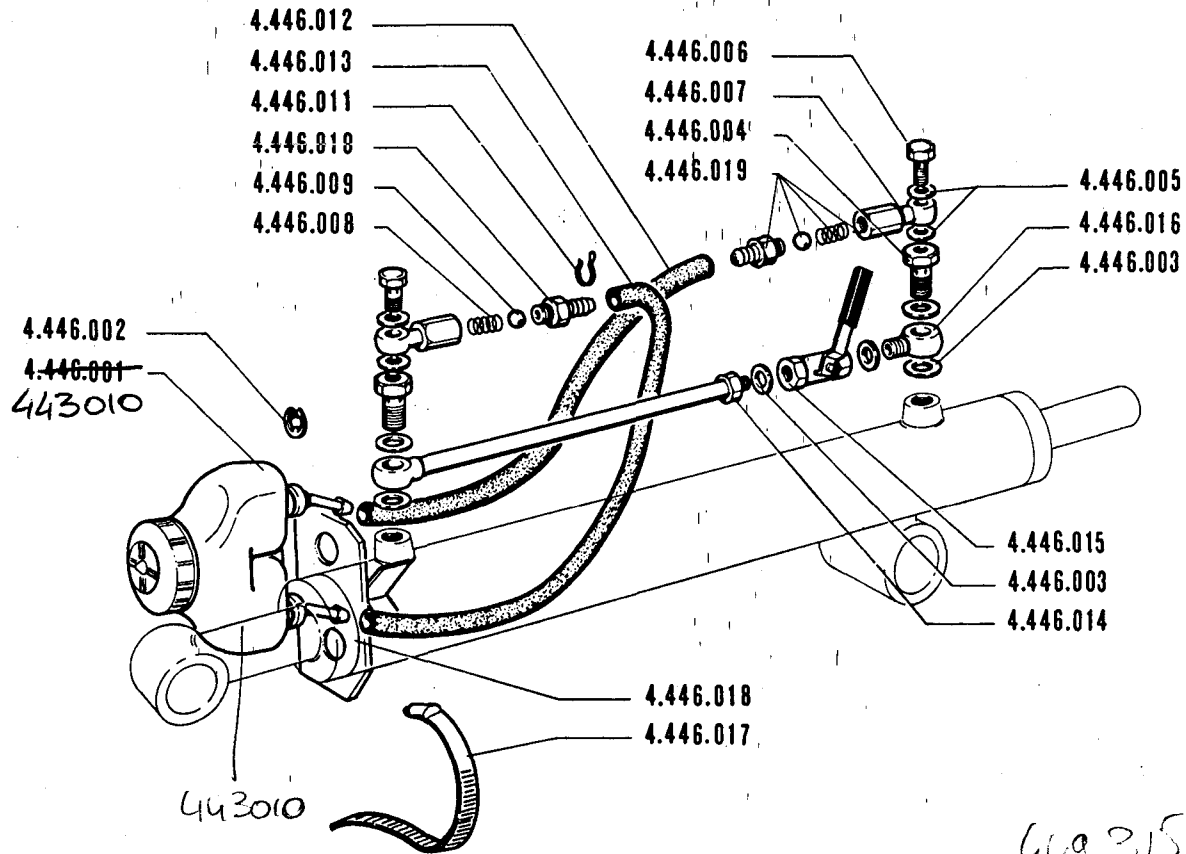
SEFRA PM spa
Via Emilia Est. 1009 - Tel. 0532.846133
41100 MODENA

Cod.	Descrizione	N° Pz.	Pr. €.
4417067	RONDELLA BONDED 3/8	5	0,57
6490785	TUBO IN FERRO CON OCCHIO	1	9,00
5409860	GIUNZIONE FIL. CIL TN92-10LR 3/8	1	4,50
4239091	OCCHIO 3/8 FILETTO 3/8	1	3,78
3421039	RUBINETTO 2 VIE B.P. 3/8 F-F	1	9,40
5133057	BULLONE FORETO 3/8	2	5,00
4133016	TAPPO MASCHIO 10x1	2	1,17
4417062	RONDELLA RAME 10x16x1,5	2	0,12

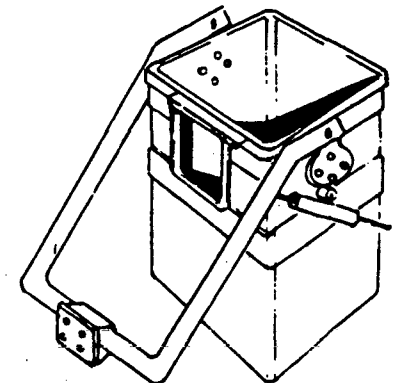
SEFRA Meccanica srl
Franco Bianchi

2/2

Att^{ve} Sig^{ra} LORENZA



N. Identif.	Quant.	Denominazione
4.446.001	1	Serbatoio
4.446.002	2	Seeger
4.446.003	6	Rondella
4.446.004	2	Bochettone
4.446.005	4	Rondella
4.446.006	2	Bochettone
4.446.007	2	Corpo valvola
4.446.008	2	Molla
4.446.009	2	Sfera
4.446.070	2	Giunzione
4.446.011	4	Fascietta
4.446.012	1	Tubo gomma
4.446.013	1	Tubo gomma
4.446.014	1	Tubo ferro
4.446.015	1	Rubinetto
4.446.016	1	Raccordo
4.446.017	1	Fascietta
4.446.018	1	Supporto
4.446.019	2	Valvola



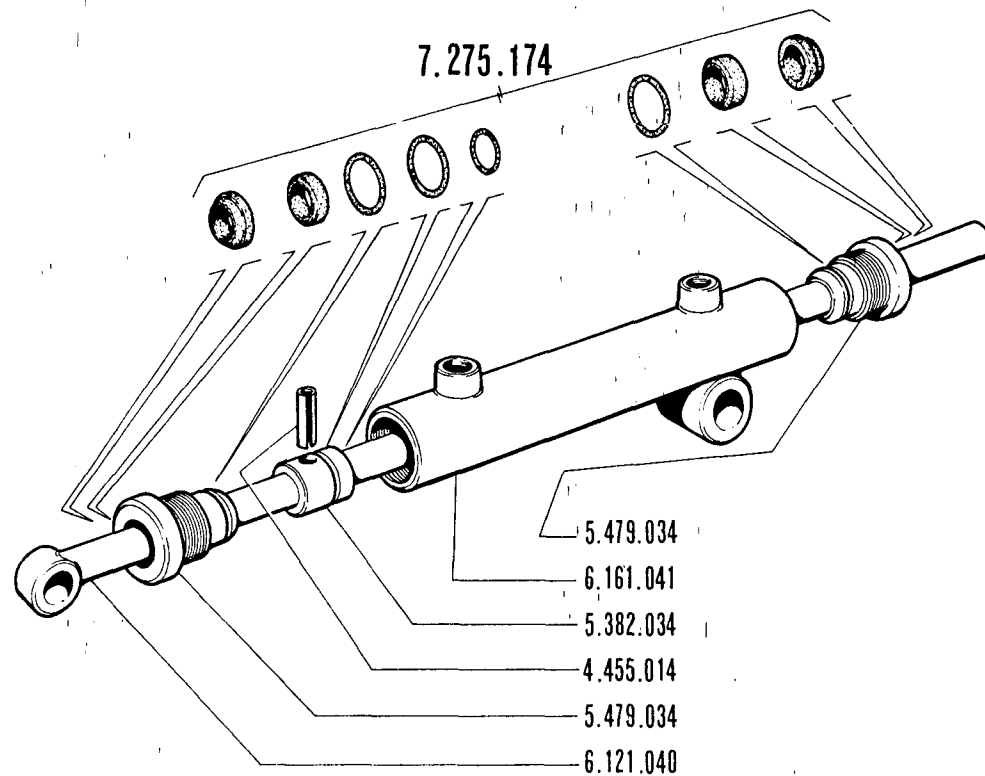
IMPIANTO OLEODINAMICO CESTELLO

★ Air platform's hydr. system
★ Systeme hydraulique nacelle

★ Oldynamischeanlage der Bedienungsbühne
★ Instalacion oleodinamica dela cesta

44.001

Q.803.1



N. Identif.	Quant.	Denominazione
4.455.014	1	Spina
6.121.040	1	Asta
6.161.041	1	Cilindro
5.382.034	1	Pistone
5.479.034	2	Testata
7.275.174	1	Kit guarnizione

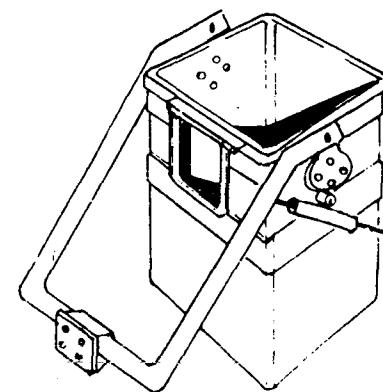
MARTINETTO PER CESTELLO 7.449.315

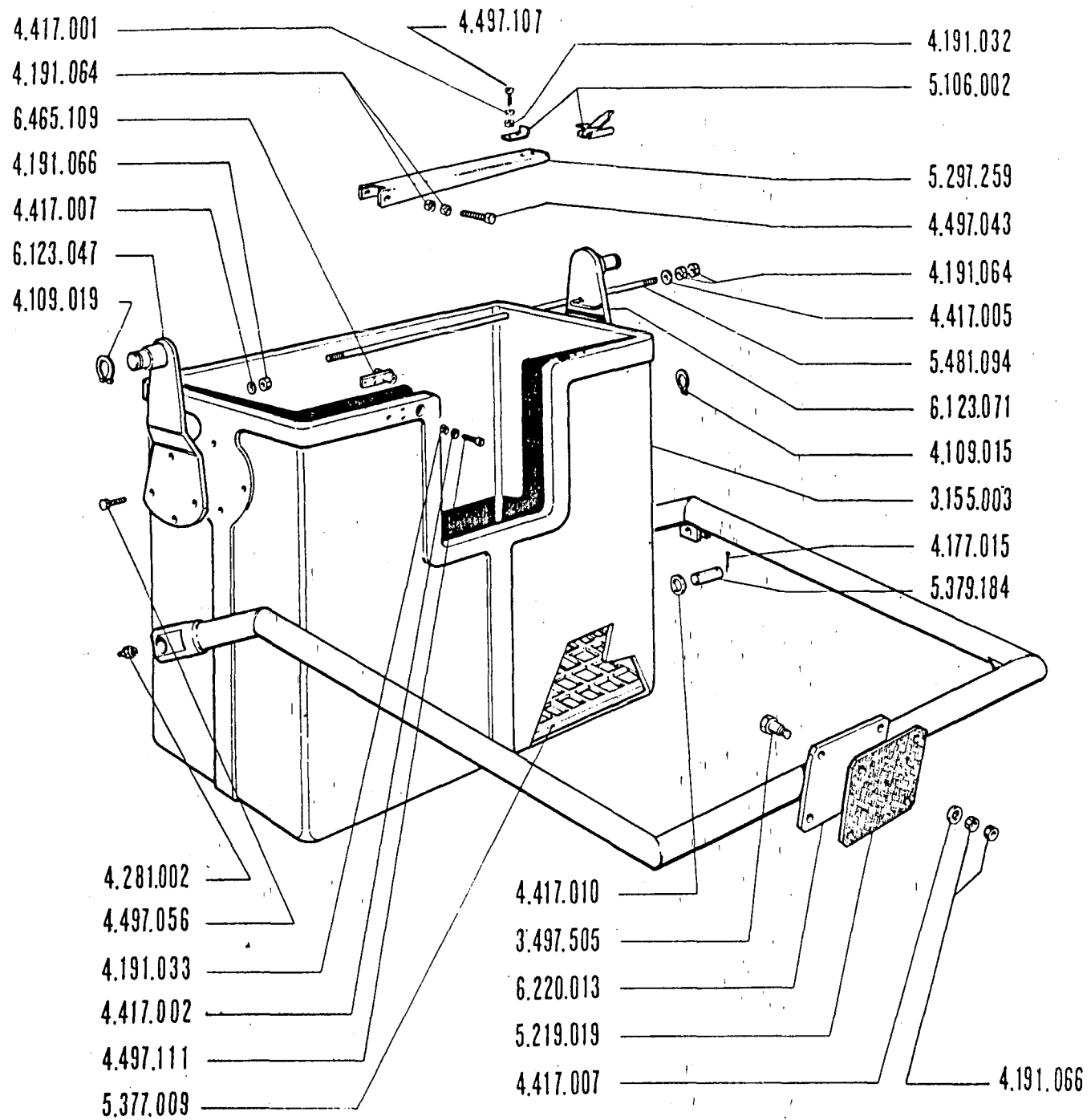
- Basket cylinder
- Verin nacelle

- Korb zylinder
- Cilindro para cesta

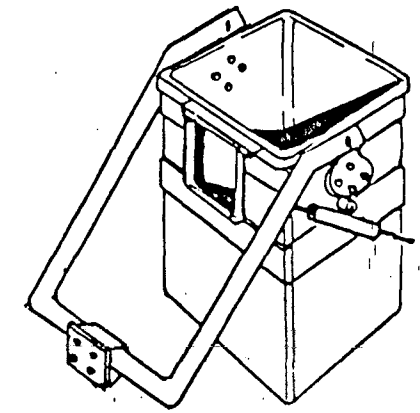
44.001

Q.804.0





N Identif	Quant	Denominazione
3.155.003	1	Cestello 2 posti
3.497.505	4	Vite d'isolamento
4.109.015	1	Anello elastico
4.109.019	2	Anello elastico
4.177.015	2	Copiglia
4.191.032	4	Dado
4.191.033	3	Dado
4.191.064	6	Dado
4.191.066	16	Dado
4.281.002	2	Ingrassatore
4.417.001	4	Rondella
4.417.002	3	Rondella
4.417.005	2	Rondella
4.417.007	12	Rondella
4.417.010	2	Rondella
4.497.043	1	Vite
4.497.056	8	Vite
4.497.107	4	Vite
4.497.111	3	Vite
5.106.002	1	Aggancio
5.219.019	1	Flangia d'isolamento
5.297.259	1	Lamiera piegata
5.377.009	1	Pedana
5.379.184	1	Perno
5.481.094	1	Tirante
6.123.047	1	Attacco
6.123.071	1	Attacco
6.220.013	1	Forcella
6.465.109	1	Supporto



CESTELLO PORTAOPERATORE 2 POSTI

- *Personnel Basket*
- *Nacelle porte-opérateur*

- *Arbestbühme*
- *Horquilla y cesta*

Q.805.0

141799

ITALMOT

379786 (2)

141581

455221

132067

451003 (2)

471218 (6)

20815

497

451003

132066

349106 (2)

135521

497165

279051

N (8) sp 5.373619

373473 (2)

497232 (2)

191084 (2)

373604 (16)

N sp 6 373618 (8)

497209 (32)

417004 (32)

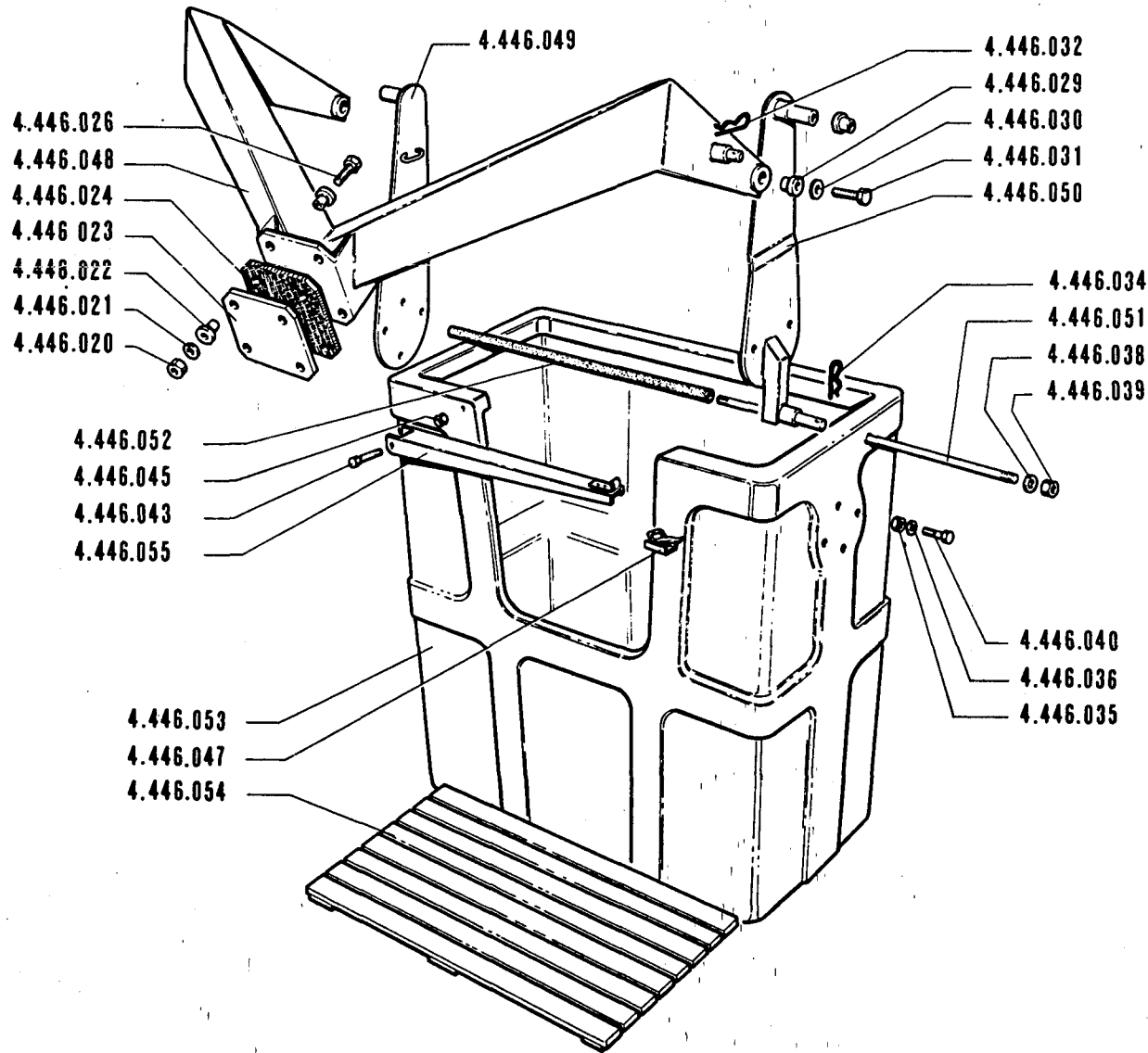
417025 (32)

155009

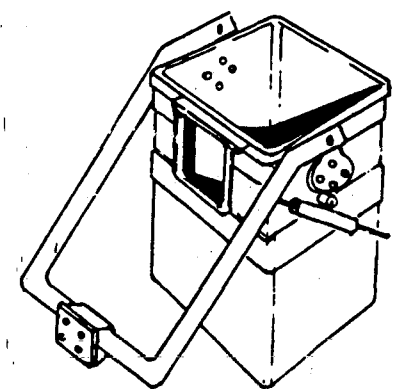


KIT GUAR.

COSTOLI SIRTÌ



N. Identif.	Quant.	Denominazione
4.446.020	4	Dado
4.446.021	8	Rondella
4.446.022	8	Boccola
4.446.023	1	Flangia
4.446.024	1	Flangia
4.446.024	1	Flangia
4.446.026	4	Vite
4.446.029	4	Boccola
4.446.030	2	Rondella
4.446.031	2	Vite
4.446.032	1	Spilla
4.446.034	1	Spilla
4.446.035	8	Dado
4.446.036	8	Rondella
4.446.038	2	Rondella
4.446.039	2	Dado
4.446.040	8	Vite
4.446.043	1	Vite
4.446.045	1	Dado
4.446.047	1	Aggancio
4.446.048	1	Forcella
4.446.049	1	Supporto
4.446.050	1	Supporto
4.446.051	1	Tirante
4.446.052	1	Tubo gomma
4.446.053	1	Piattaforma
4.446.054	1	Pedana
4.446.055	1	Lamiera

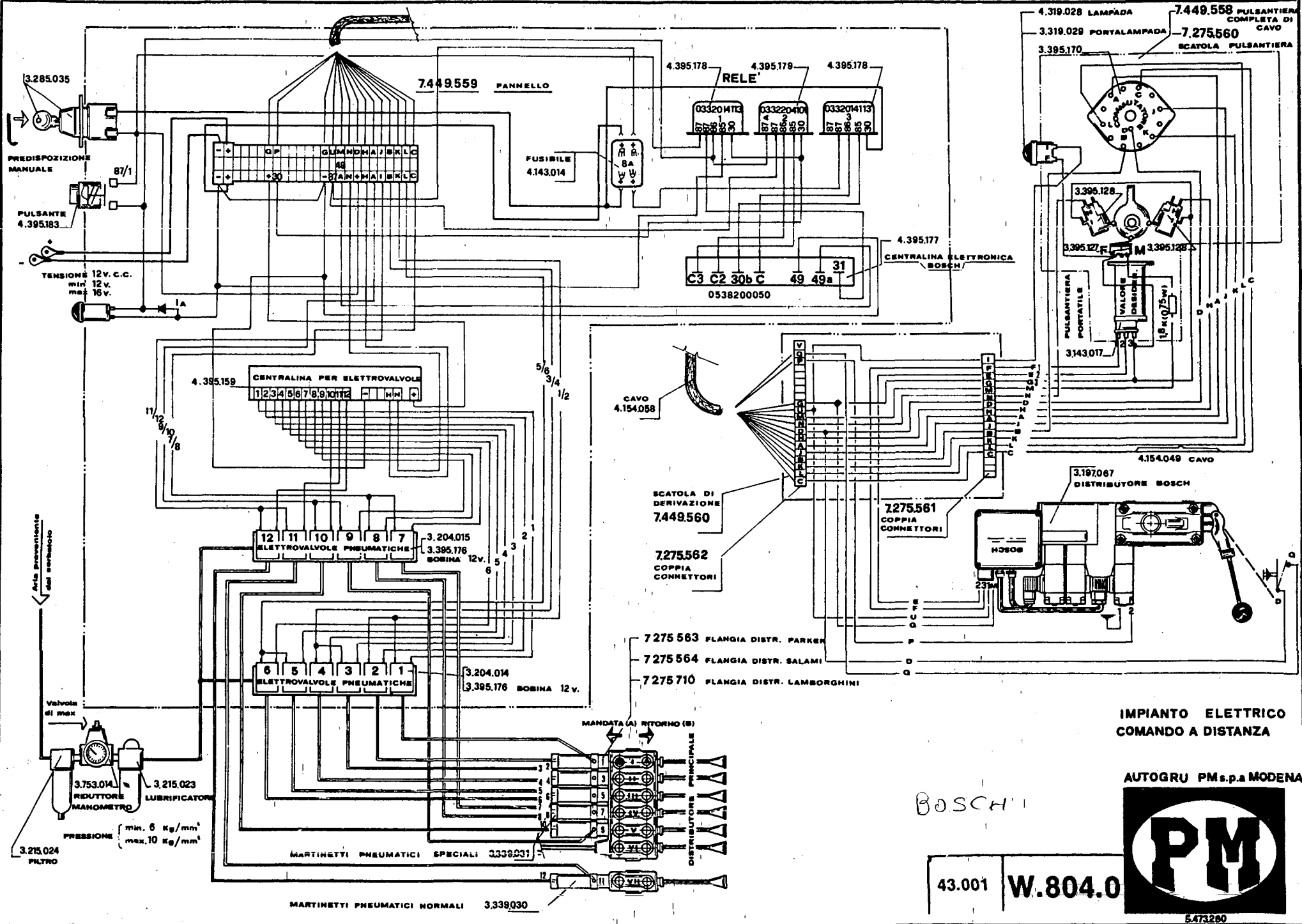


CESTELLO PORTAOPERATORE BIPOSTO

- ★ Double air platform
- ★ Zweisitzige bedienungsühne
- ★ Nacelle porte operateur 2 places
- ★ Horquilla y cesta portaboperador bipuesto

44.001 Q.805.1


K13



IMPIANTO ELETTRICO COMANDO A DISTANZA

AUTOGRU PM s.p.a MODENA

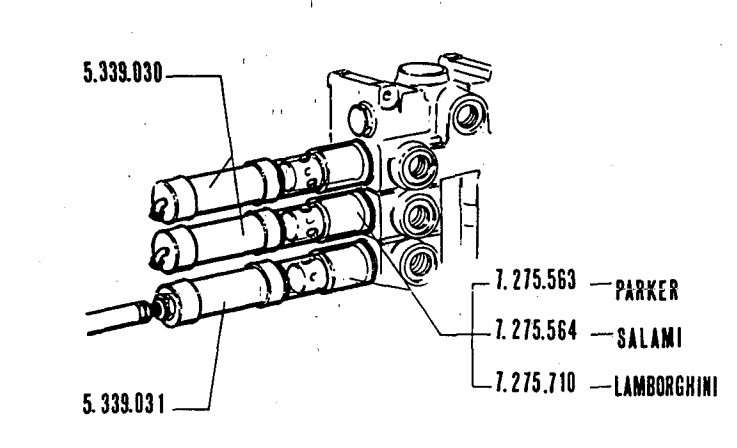
BOSCH



43.001 W.804.0

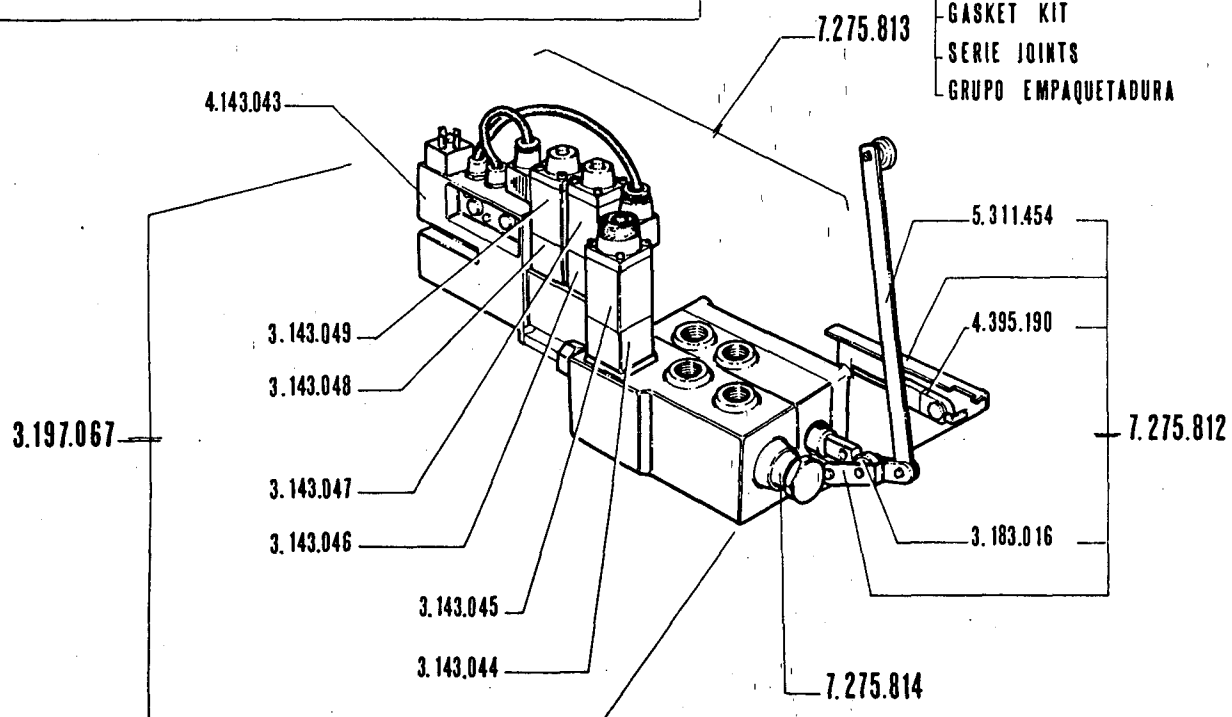
5.473.280

K 9



KIT GUARNIZIONI

DICHTUNGSSTÜCKE GRUPPE
 GASKET KIT
 SERIE JOINTS
 GRUPO EMPAQUETADURA



N. Identif.	Quant.	Denominazione
3.143.044	1	Elettrovalvola
3.143.045	1	Bobina
3.143.046	1	Elettrovalvola
3.143.047	1	Bobina
3.143.048	1	Elettrovalvola
3.143.049	1	Bobina
3.183.016	2	Cuscinetto
4.395.190	1	Microinterruttore
5.311.454	1	Leva
5.339.030	4	Martinetto pneum.
5.339.031	2	Martinetto pneum.
7.275.563	1	Kit attacco mart. pn.
7.275.564	1	Kit attacco mart. pn.
7.275.710	1	Kit attacco mart. pn.
7.275.812	1	Kit leva x distrib.
7.275.813	1	lit guarniz. distr. bosch.
7.275.814	1	Kit valvola max.

DISTRIBUTORE

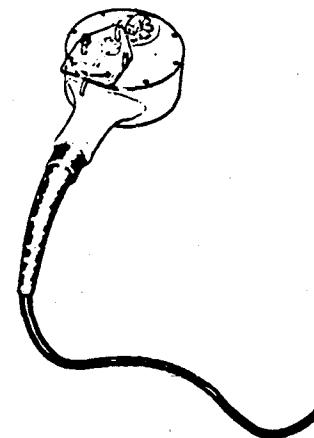
★ Distributor
 ★ Distributeur

★ Verteiler
 ★ Distribuidor

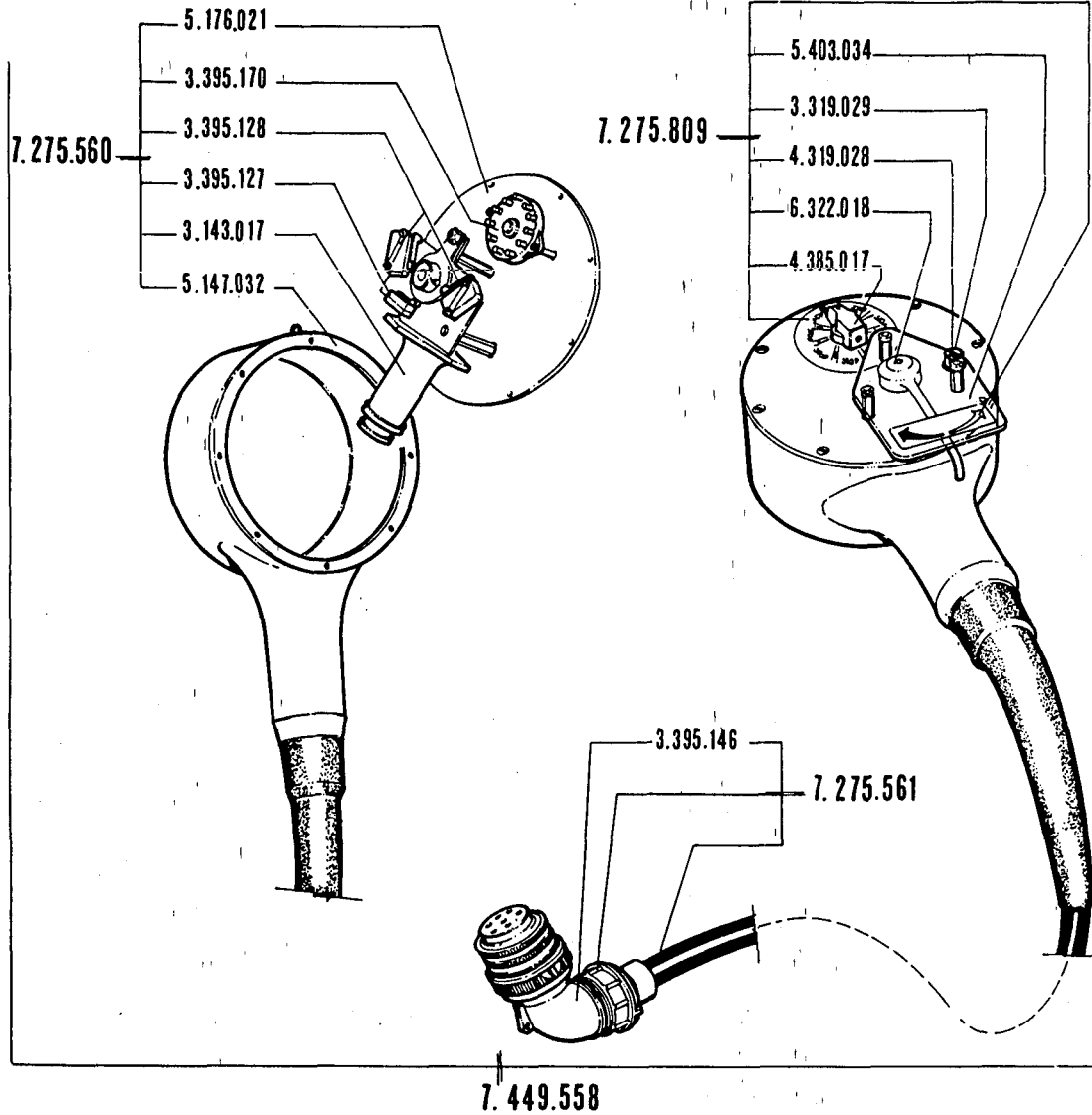
Bosch

43.001


W.803.0



K 1



N. Identif.	Quant.	Denominazione
3.143.017	1	Trasduttore
3.319.029	1	Portalampada
3.395.127	1	Microinterruttore
3.395.128	1	Microinterruttore
3.395.146	1	Connettore
3.395.170	1	Commutatore
4.319.028	1	lampada
4.385.017	1	Manopola
5.147.032	1	Carcassa
5.176.021	1	Coperchio
5.403.034	1	Protezione
6.322.018	1	Leva
7.275.560	1	Kit pulsantiera
7.275.561	1	Kit connettori m.i.
7.275.809	1	Kit pannelli e targh.
7.449.558	1	Gr. pulsantiera



PULSANTIERA

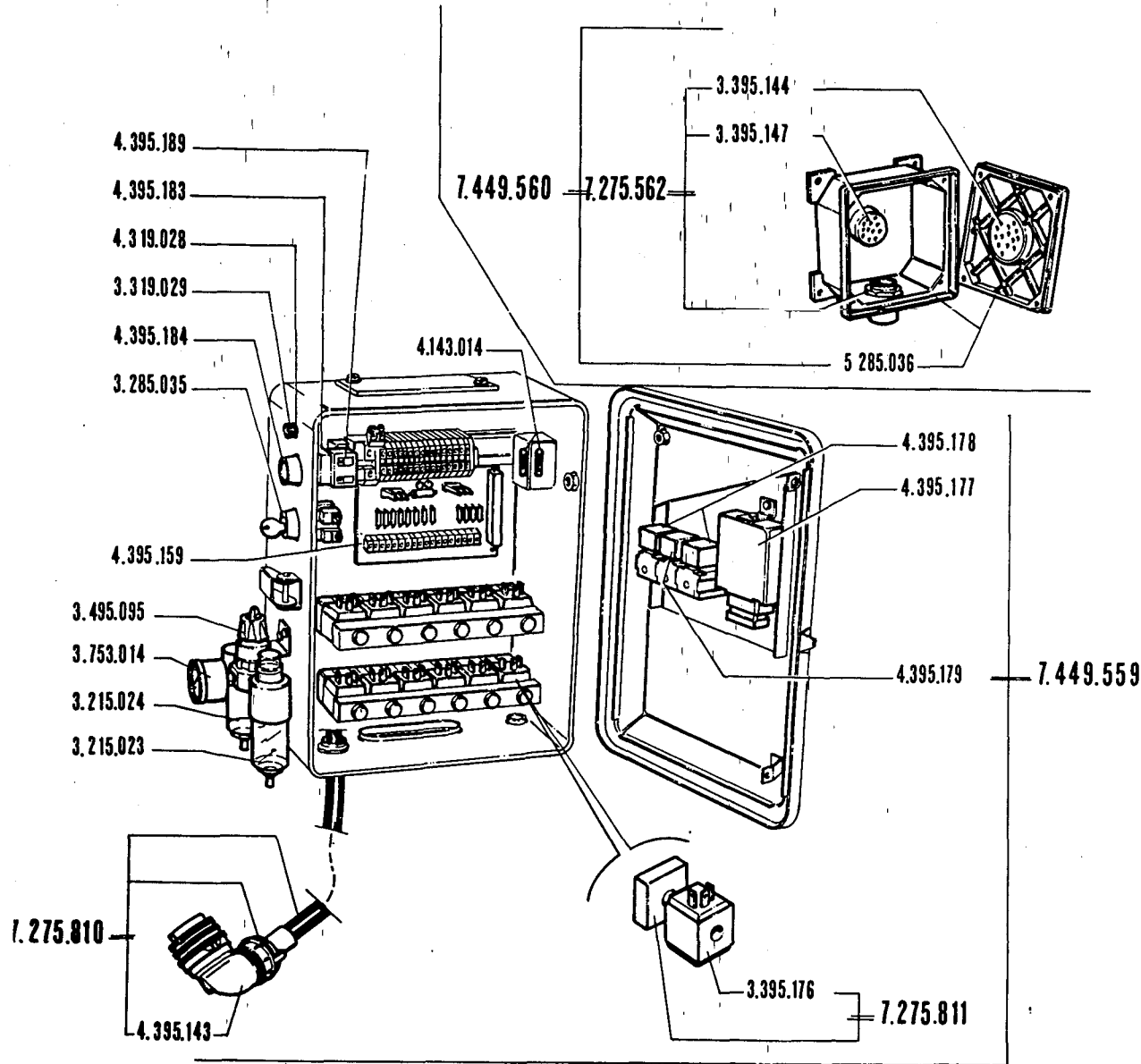
★ Push button panel
★ Tableau des commandes

★ Druckknopftafel
★ Botton de mando

BOSCH

43.001 **W.801.0**

K 5



N. Identif.	Quant.	Denominazione
3.215.023	1	Depuratore
3.215.024	1	Filtro
3.285.035	1	Interruttore
3.319.029	1	Portalamпада
3.395.144	1	Connettore
3.395.147	1	Connettore
3.395.176	1	Bobina per elettr.
3.495.095	1	Valvola
3.753.014	1	Manometro
4.143.014	2	Fusibile
4.319.028	1	Lampada
4.395.143	1	Connettore
4.395.159	1	Piastra contatti
4.395.183	1	Pulsante
4.395.184	1	Capuccio ant.
4.395.189	1	Contatti
4.395.177	1	Centralina
4.395.178	2	Relé
4.395.179	1	Relé
5.285.036	1	Scatola derivaz.
7.275.562	1	Kit connettori m.f.
7.275.810	1	Kit connettori cavo
7.275.811	1	Kit elettrovalvola pneum.
7.449.559	1	Gr pannello
7.449.560	1	Gr. scatola derivazione

PANNELLO-SCATOLA DI DERIVAZIONE

★ Elect. panel - connecting box

★ Schaltfeld - Abzweigdose


★ Panneai electronique - Boîte de derivation

★ Recuadro electr. -Caja de derivación

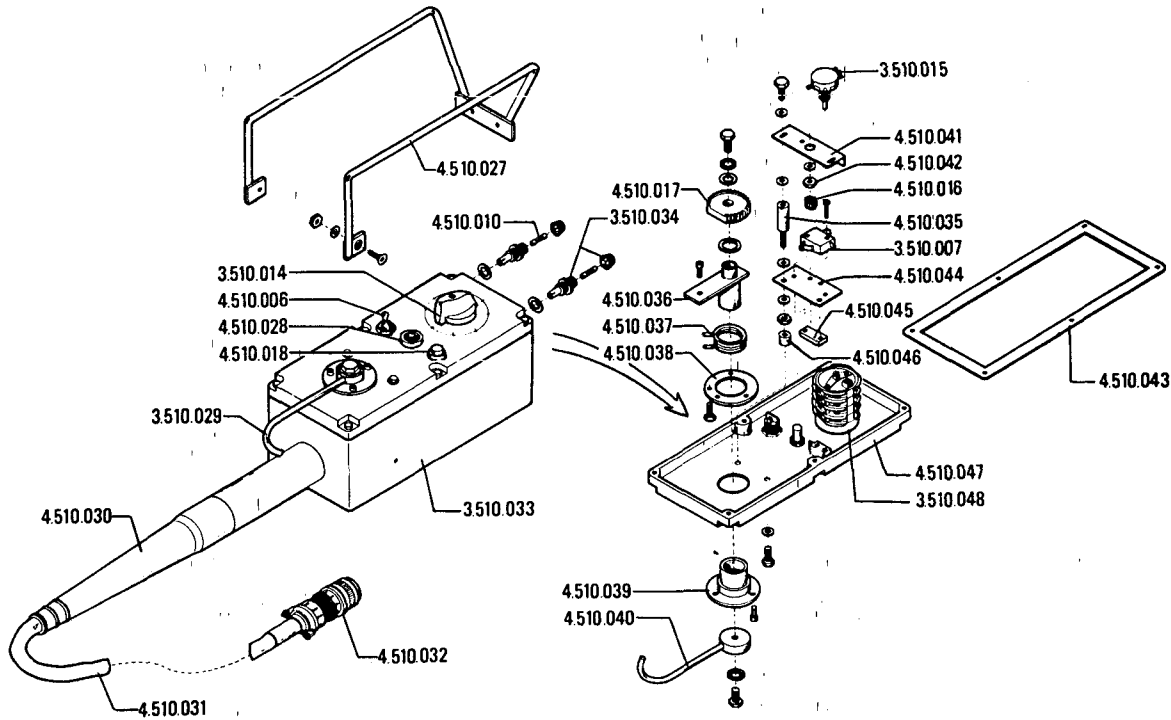
BOSCH

43.001

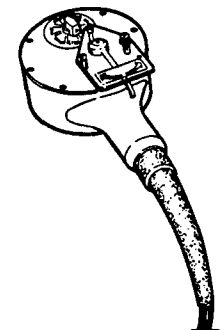
W.802.0



K 2



N. Identif.	Quant.	Denominazione
3.510.007	2	Micro di comando
3.510.014	1	Selettore movimenti
3.510.015	1	Potenzimetro comando
3.510.029	1	Manipolatore sal. discesa
3.510.033	1	Scatola di comando
3.510.034	2	Porta fusibile
3.510.048	1	Parte elettrica selettore movimenti
4.510.006	1	Interruttore
4.510.010	2	Fusibile
4.510.016	1	Pignone
4.510.017	1	Ingranaggio
4.510.018	1	Pulsante
4.510.027	1	Protezione
4.510.028	1	Spia
4.510.030	1	Corno guidacavo
4.510.031	1	Cavo elettrico
4.510.032	1	Connettore
4.510.035	2	Distanziale
4.510.036	1	Supporto
4.510.037	1	Molla
4.510.038	1	Rondella
4.510.039	1	Bronzina
4.510.040	1	Asta manipolatore
4.510.041	1	Supporto potenziometro
4.510.042	1	Dado
4.510.043	1	Guarnizione
4.510.044	1	Supporto micro
4.510.045	2	Piastrina
4.510.046	2	Distanziale
4.510.047	1	Coperchio



PULSANTIERA 3.510.001

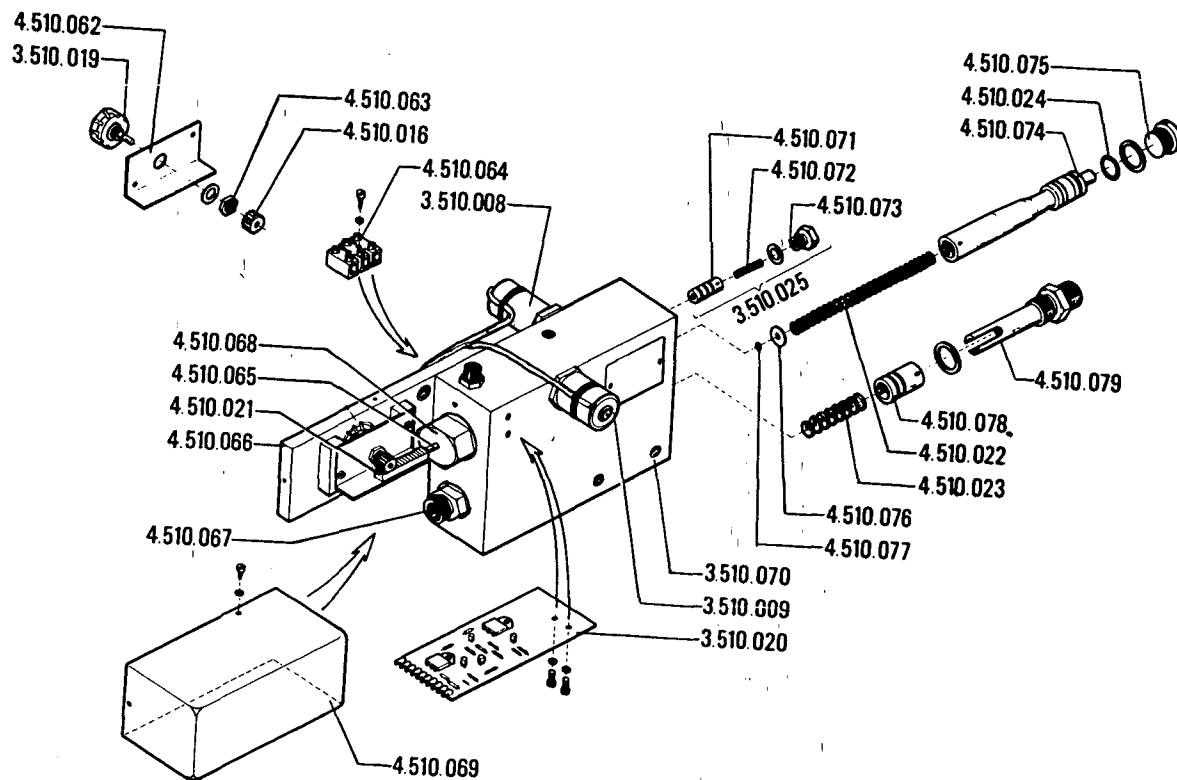
* Push button panel
* Tableau des commandes

ZAPI

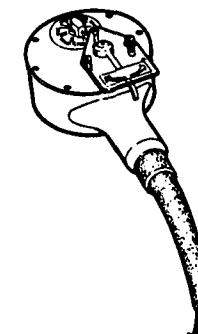
* Druckknopftafel
* Boton de mando

7	
43.100	W.801.1

K 10



N. Identif.	Quant.	Denominazione
3.510.008	1	Elettrovalvola
3.510.009	1	Elettrovalvola
3.510.019	1	Potenziometro
3.510.020	1	Scheda elettronica
3.510.025	1	Valvola
3.510.070	1	Blocco valvola
4.510.016	1	Pignone
4.510.021	1	Cremagliera
4.510.022	1	Molla
4.510.023	1	Molla
4.510.024	1	Guarnizione
4.510.062	1	Supporto
4.510.063	1	Dado
4.510.064	1	Mammuto
4.510.065	1	Asta
4.510.066	1	Supporto
4.510.067	1	Nipplo
4.510.068	1	Tappo
4.510.069	1	Coperchio
4.510.071	1	Pistoncino
4.510.072	1	Molla
4.510.073	1	Tappo
4.510.074	1	Pistoncino
4.510.075	1	Tappo
4.510.076	1	Rondella
4.510.077	1	Guarnizione
4.510.078	1	Pistoncino
4.510.079	1	Nipplo



DISTRIBUTORE 3.197.082

* Distributor
* Distributeur

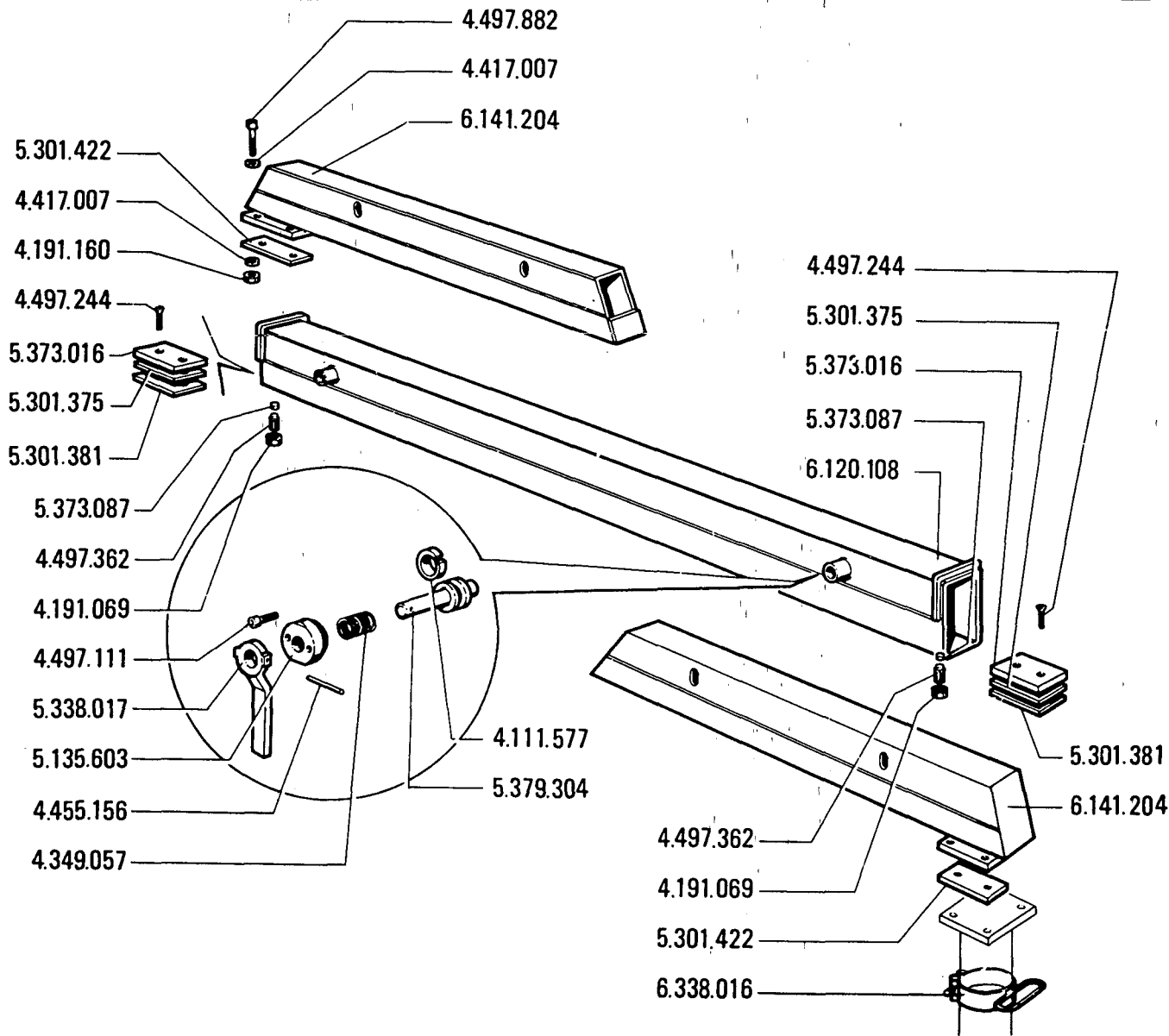
* Verteiler
* Distribuidor

ZAPI

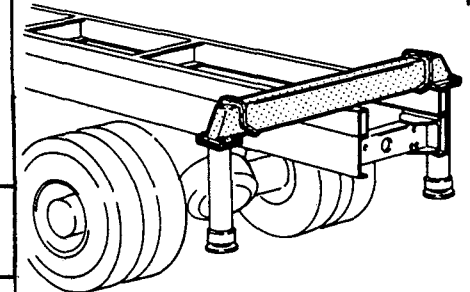
43.100

W.803.1

D 1



N. Identif.	Quant.	Denominazione
4.111.577	2	Anello di guida
4.191.069	4	Dado
4.191.160	8	Dado
4.349.057	2	Molla
4.417.007	16	Rondella
4.455.156	2	Spina elastica
4.497.111	4	Vite
4.497.244	4	Vite
4.497.362	4	Vite
4.497.882	8	Vite
5.135.603	2	Boccola
5.301.375	2	Spessore
5.301.381	2	Spessore
5.301.422	4	Spessore
5.338.017	2	Maniglia
5.373.016	2	Pattino
5.373.087	4	Pattino
5.379.304	2	Perno
6.120.108	1	Traversa
6.141.204	2	Braccio
6.338.016	2	Maniglia



PM 6001-2

PM 7002

PM 8001-2

R.831.0

PM
10001-2

PM
10000 RF

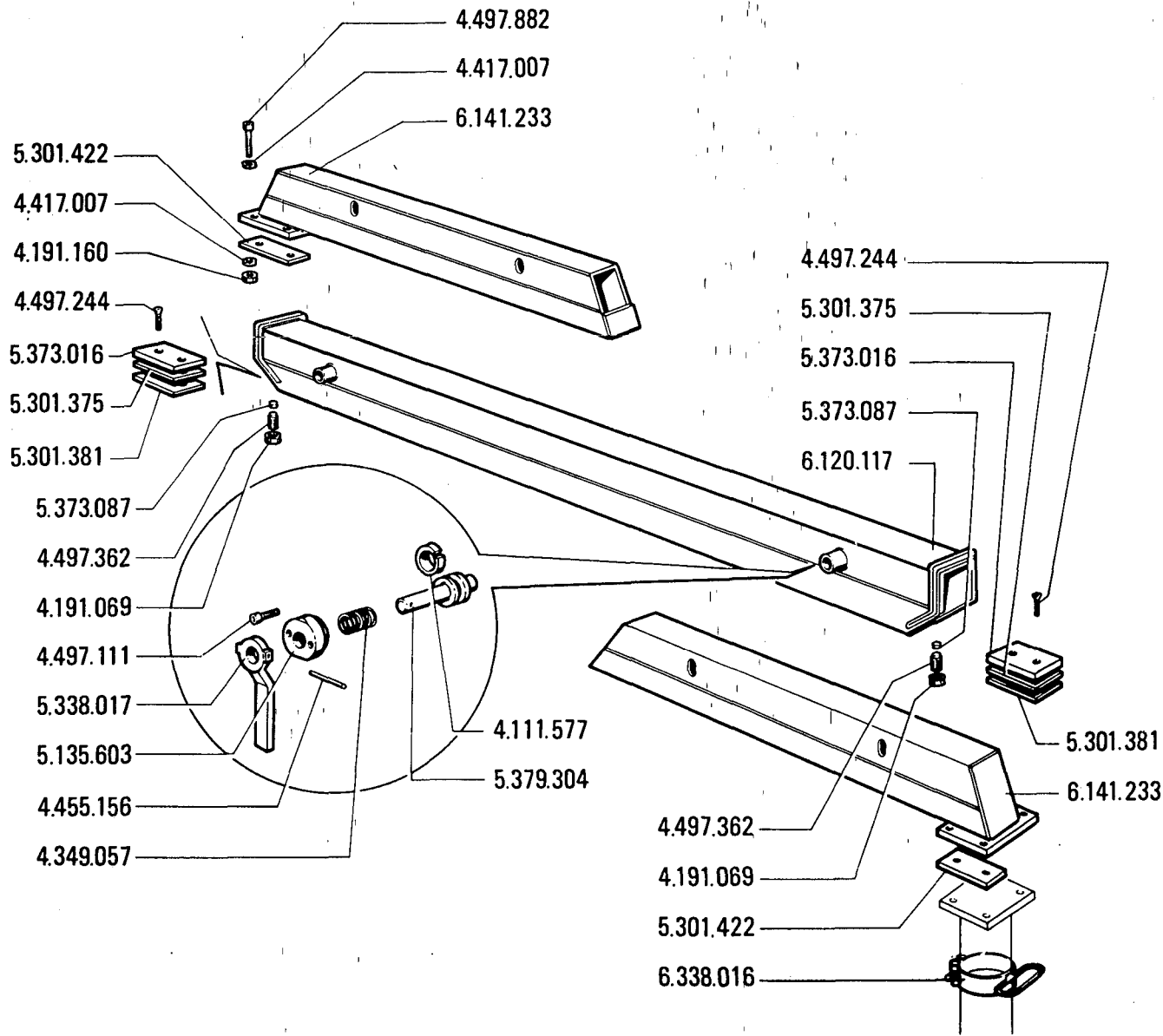
TRAVERSA E BRACCI STABILIZZ. SUPPLEM.

* *Supplementary outriggers beam and booms.*

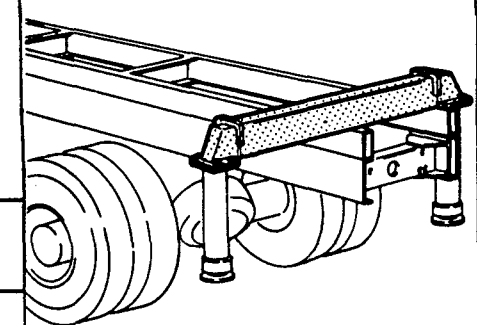
* *Traverse et bras stabilisateur supplém.*

* *Querträger und Zusatzstützböcke*

* *Traviesa y brazos estabilizadores suplementarios*



N. Identif.	Quant.	Denominazione
4.111.577	2	Anello di guida
4.191.069	4	Dado
4.191.160	8	Dado
4.349.057	2	Molla
4.417.007	16	Rondella
4.455.156	2	Spina elastica
4.497.111	4	Vite
4.497.244	4	Vite
4.497.362	4	Vite
4.497.882	8	Vite
5.135.603	2	Boccola
5.301.375	2	Spessore
5.301.381	2	Spessore
5.301.422	4	Spessore
5.338.017	2	Maniglia
5.373.016	2	Pattino
5.373.087	4	Pattino
5.379.304	2	Perno
6.120.117	1	Traversa
6.141.233	2	Braccio
6.338.016	2	Maniglia

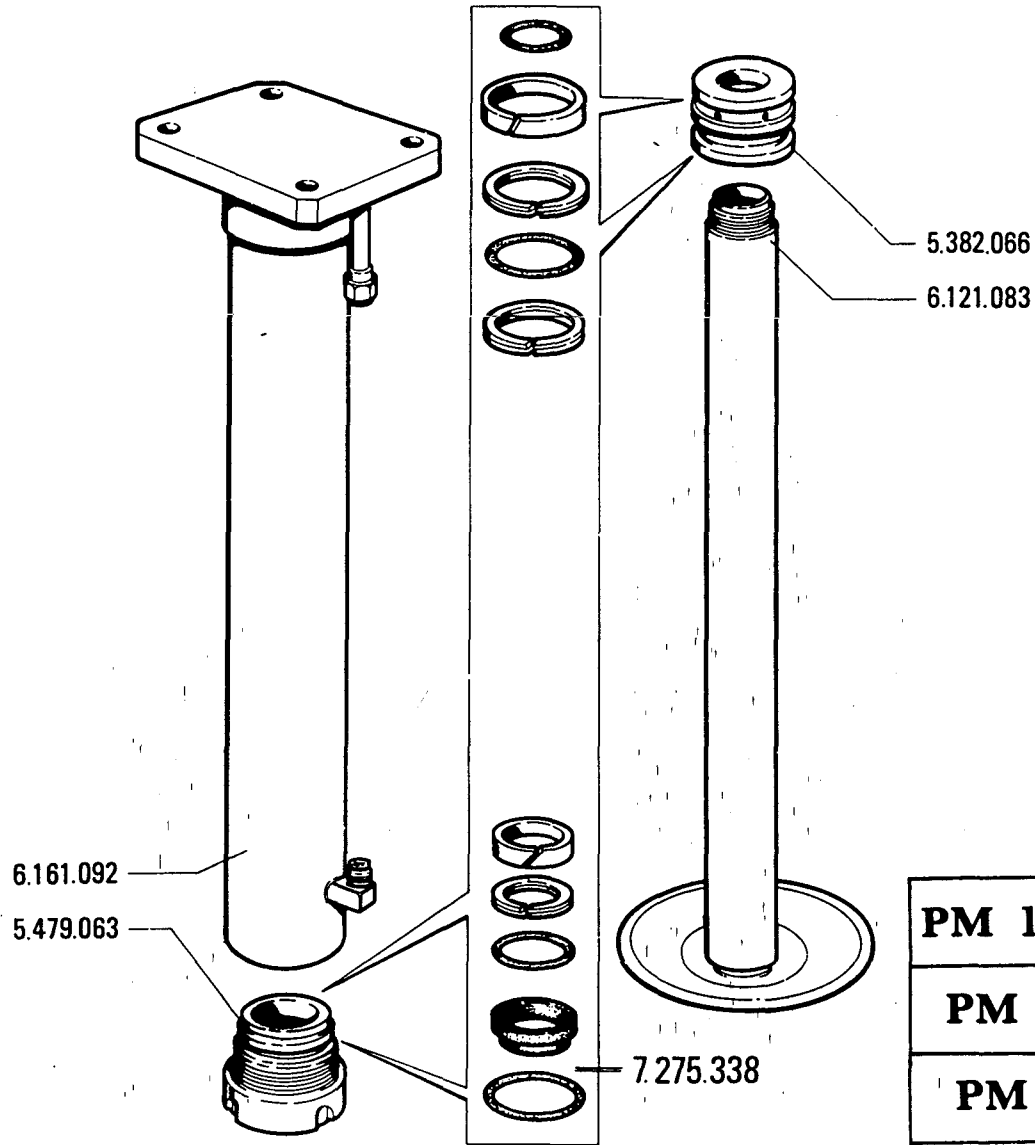


PM 6001-2	PM 7002
-----------	---------

TRAVERSA E BRACCI STABILIZZATORI SUPPLEM.

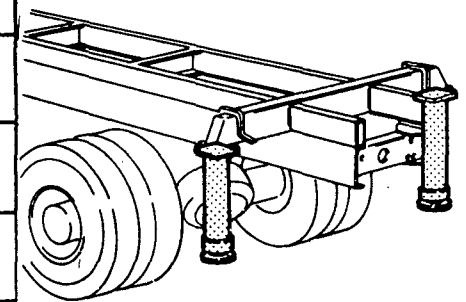
* Supplementary outriggers beam and booms
 * Querträger und Zusatzstützböcke
 * Traverse et bras stabilisateur supplém.
 * Traversa y brazos estabilizadores suplementarios

PM 8001-2		PM 10001-2	PM 10000 RF
1.10001	R.831.1		



N. Identif.	Quant.	Denominazione
5.382.066	1	Pistone
5.479.063	1	Testata
6.121.083	1	Asta
6.161.092	1	Cilindro
7.275.338	1	Kit guarnizioni

PM 1000 RF
PM 1001-2
PM 6001-2
PM 7002
PM 8001-2

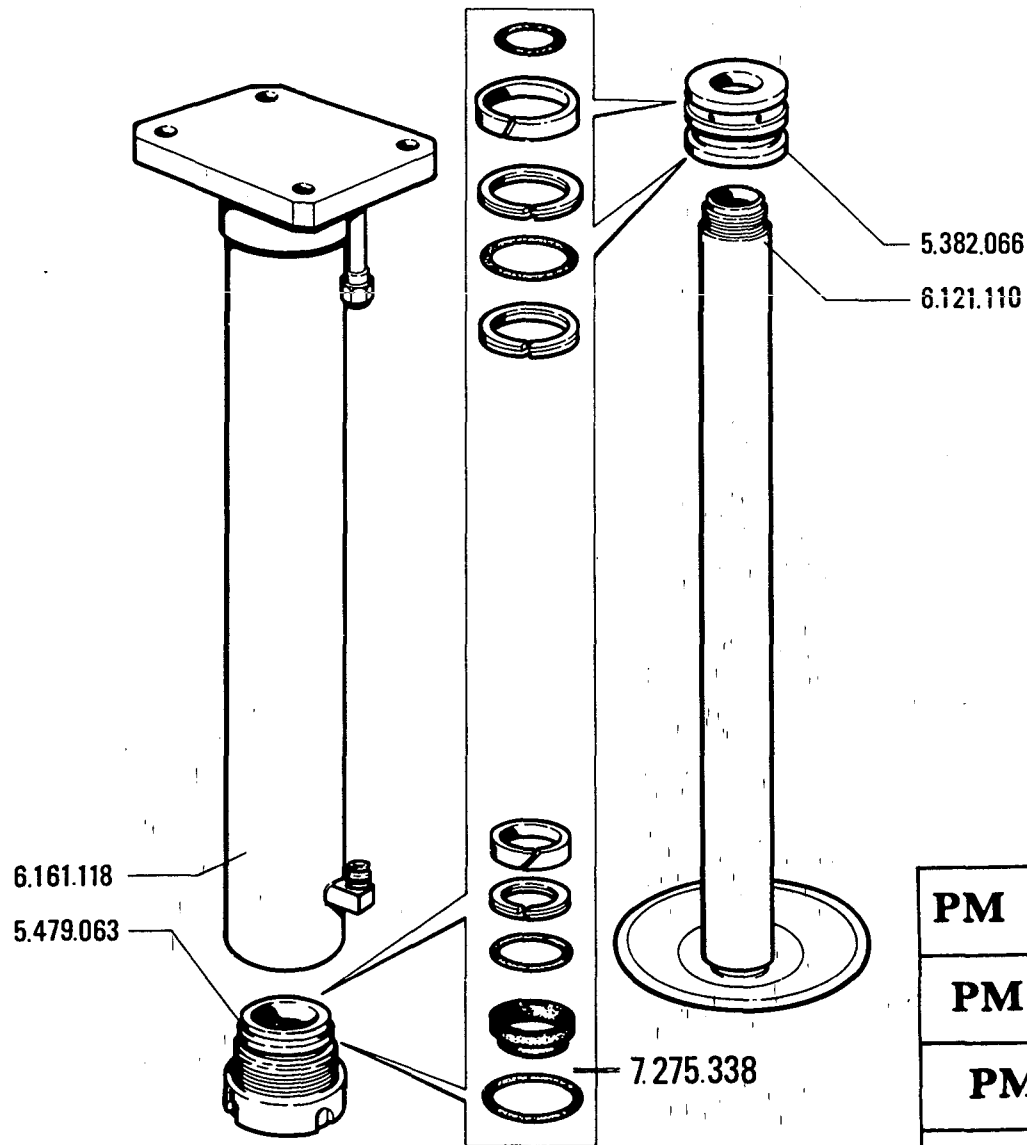


MARTIN. STABIL. SUPPLEM. CORTO 7.449.571

- * *Supp. outriggers short cylinder*
- * *Zylinder kurzer Stützbock*
- * *Vérin court de béquilles supplémentaires*
- * *Gato del estabilizador suplementario corto*

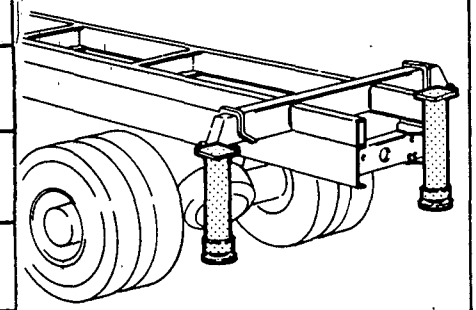
1.10001	R.832.0
---------	---------

D 6

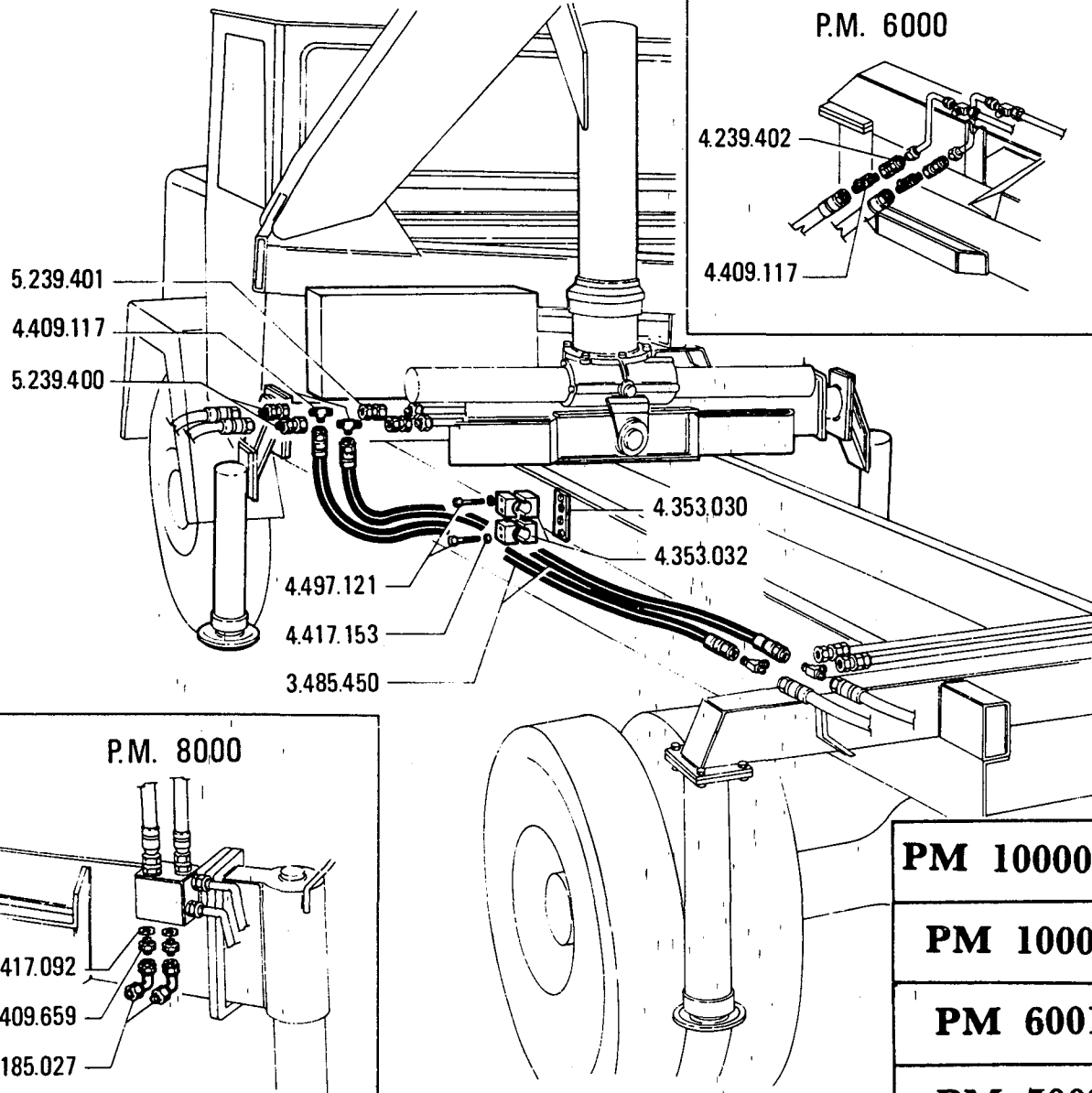


N. Identif.	Quant.	Denominazione
5.382.066	1	Pistone
5.479.063	1	Testata
6.121.110	1	Asta
6.161.118	1	Cilindro
7.275.338	1	Kit guarnizioni

PM 1000 RF	
PM 1001-2	
PM 6001-2	
PM 7002	
PM 8001-2	
1.10001	R.833.0

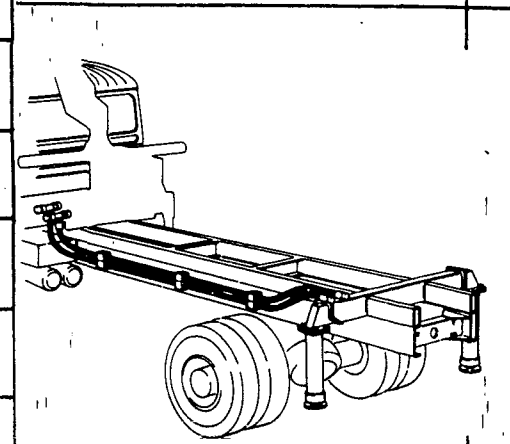


MARTINETTO STABILIZZ. SUPPLEM. 7.449.843
 * *Supplementary outriggers cylinder* * *Stützbockzylinder*
 * *Vérin des béquilles* * *Gato de los estabilizadores*
 * *supplémentaires* * *suplementarios*



N. Identif.	Quant.	Denominazione
3.185.027	2	Curva
3.485.450	2	Tubo gomma
4.239.402	2	Giunzione
4.353.030	3	Morsetto
4.353.032	6	Morsetto
4.409.117	2	Raccordo
4.409.659	2	Raccordo
4.417.092	2	Rondella
4.417.153	12	Rondella
4.497.121	12	Vite
5.239.400	2	Giunzione
5.239.401	2	Giunzione

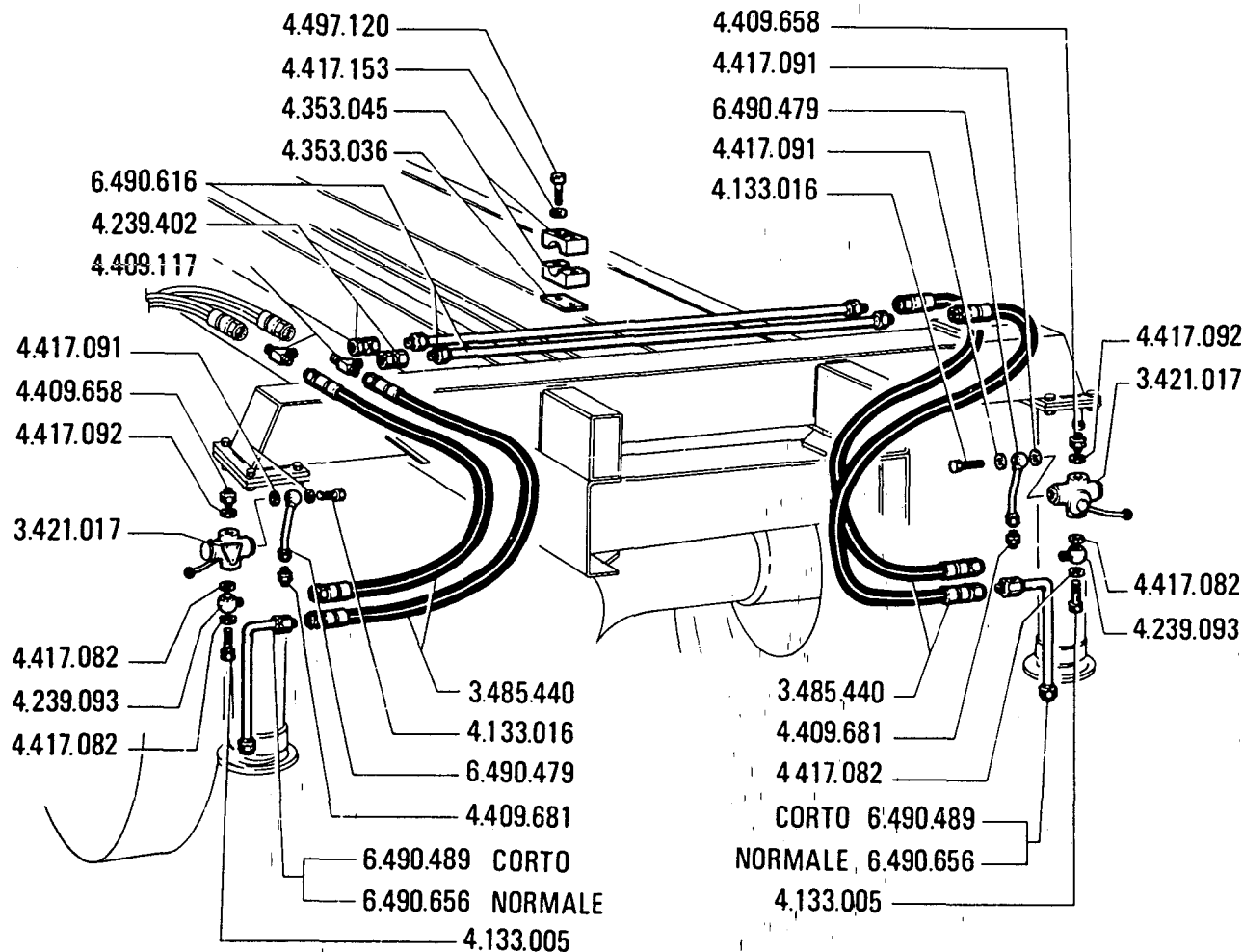
PM 10000 RF
PM 10001-2
PM 6001-2
PM 7002
PM 8001-2



COMANDO MARTINETTI STABILIZZ. SUPPLEM.

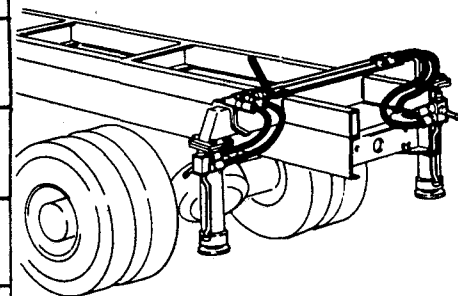
- * *Supp. outriggers cylinder control* * *Zylindersteuerung Stützbocke*
- * *Commande vérin béquilles supplémentaires* * *Mando del gato de los estabilizadores suplementarios*

1.10001	R.834.0 1/2
---------	-----------------------



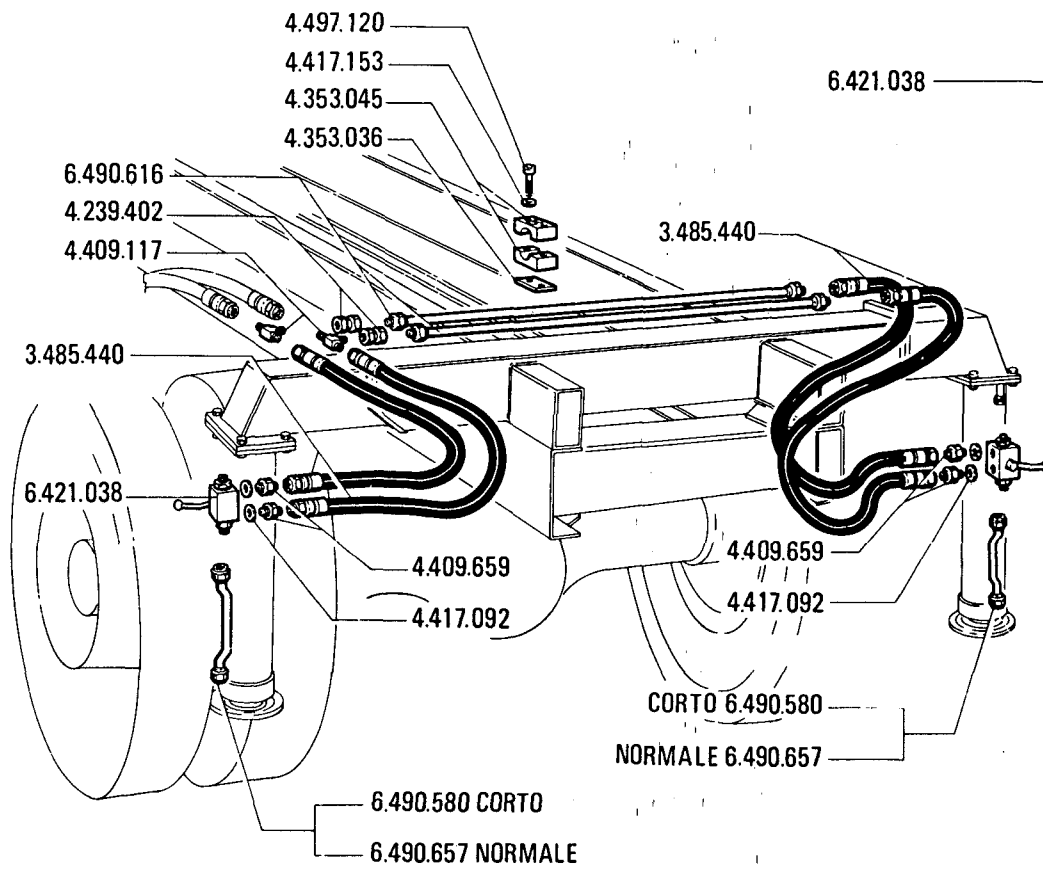
N. Identif.	Quant.	Denominazione
3.421.017	2	Rubinetto
3.485.440	4	Tubo gomma
4.133.005	2	Bochettone
4.133.016	2	Bochettone
4.239.093	2	Giunzione
4.239.402	2	Giunzione
4.353.036	4	Morsetto
4.353.045	4	Morsetto
4.409.117	2	Raccordo
4.409.658	2	Raccordo
4.409.681	2	Raccordo
4.417.082	4	Rondella
4.417.091	4	Rondella
4.417.092	2	Rondella
4.417.153	4	Rondella
4.497.120	4	Vite
6.490.479	2	Tubo in ferro
6.490.489	2	Tubo in ferro
6.490.616	2	Tubo in ferro
6.490.656	2	Tubo in ferro

PM 6001-2	
PM 7002	
PM 8001-2	
1.10001	R.834.0 2/2

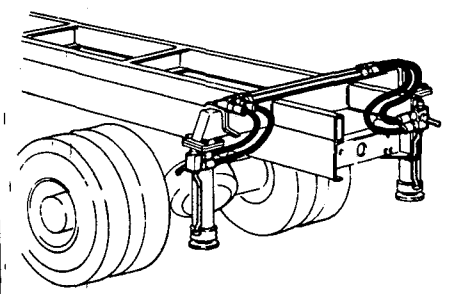


COMANDO MARTINETTI STABILIZZ. SUPPLEM.

- * *Supp. outrigers cylinder control*
- * *Commande vérin béquilles supplémentaires*
- * *Zylindersteuerung Stützböcke*
- * *Mando del gato de los estabilizadores suplementarios*

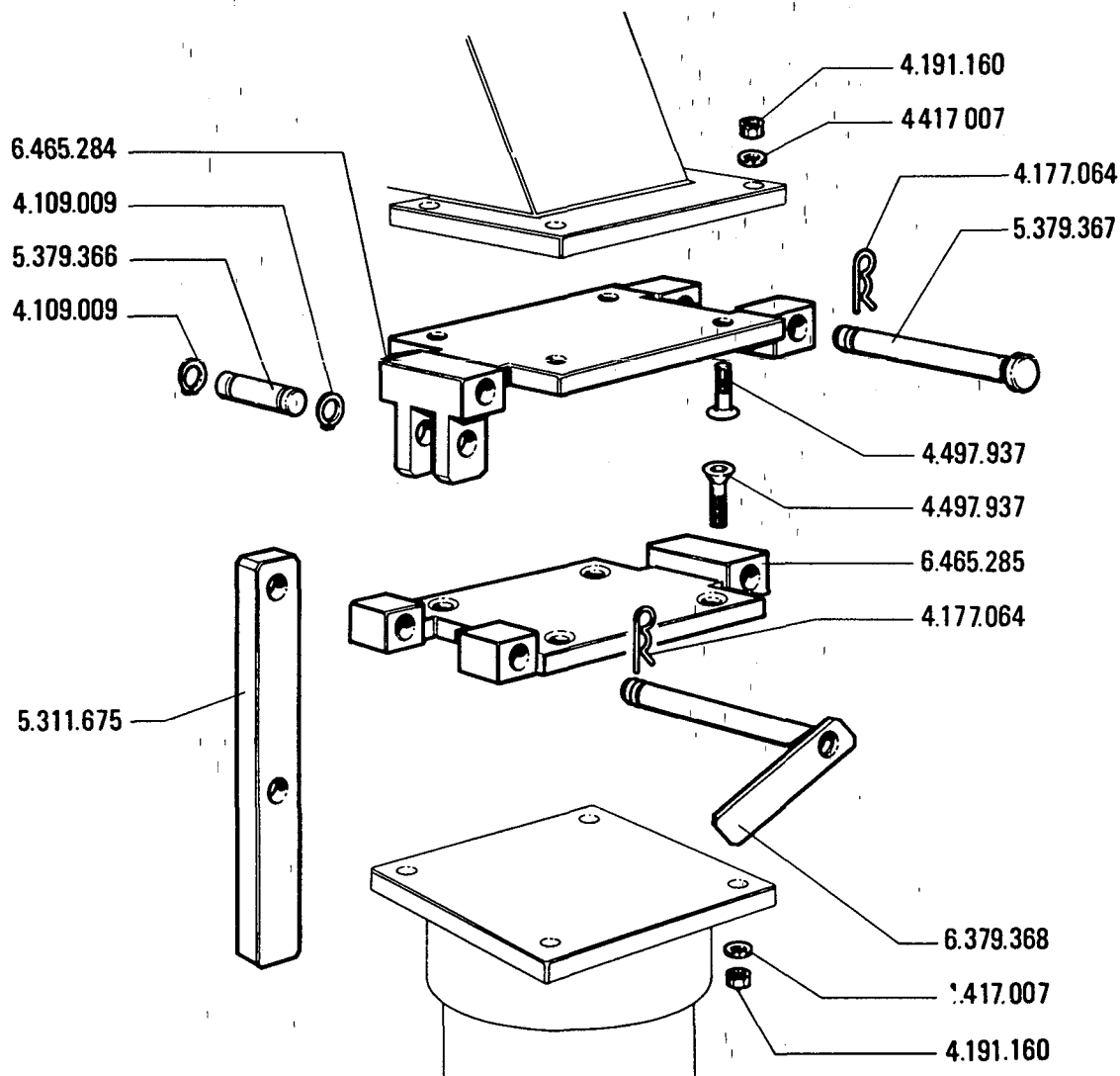


N. Identif.	Quant.	Denominazione
3.485.440	4	Tubo gomma
4.239.402	2	Giunzione
4.353.036	4	Piastrino
4.353.045	4	Morsetto
4.409.117	2	Raccordo
4.409.659	4	Raccordo
4.417.092	4	Rondella
4.417.153	8	Rondella
4.497.120	8	Vite
6.421.038	2	Rubinetto
6.490.016	2	Tubo in ferro
6.490.580	2	Tubo in ferro
6.490.657	2	Tubo in ferro



PM 1000 RF	PM 1001-2	PM 8001-2	PM 7002
COM. MARTINETTI STABILIZZ. SUPPLEM. * <i>Supp. outrigers cylinder control</i> * <i>Zylindersteuerung Stützböcke</i> * <i>Commande vérin béquilles</i> * <i>Mando del gato de los estabilizadores suplementarios</i>			PM 6001-2
			R.834.1
			1.10040
			2/2

D 12



N. Identif.	Quant.	Denominazione
4.109.009	2	Anello elastico
4.177.064	2	Copiglia
4.191.160	8	Dado
4.417.007	8	Rondella
4.497.937	8	Vite
5.311.675	1	Staffa
5.379.366	1	Perno
5.379.367	1	Perno
6.379.368	1	Perno
6.465.284	1	Supporto
6.465.285	1	Supporto

PM 10001-2	PM 6001-2
PM 10000 RF	PM 7002

PIASTRE ROTANTI STABILIZZATORI SUPPLEM.

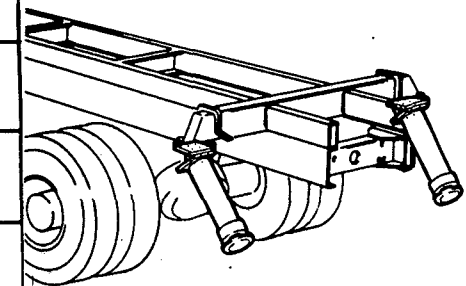
* *Outriggers inclination device*

* *Dispositif inclinaison béquilles*

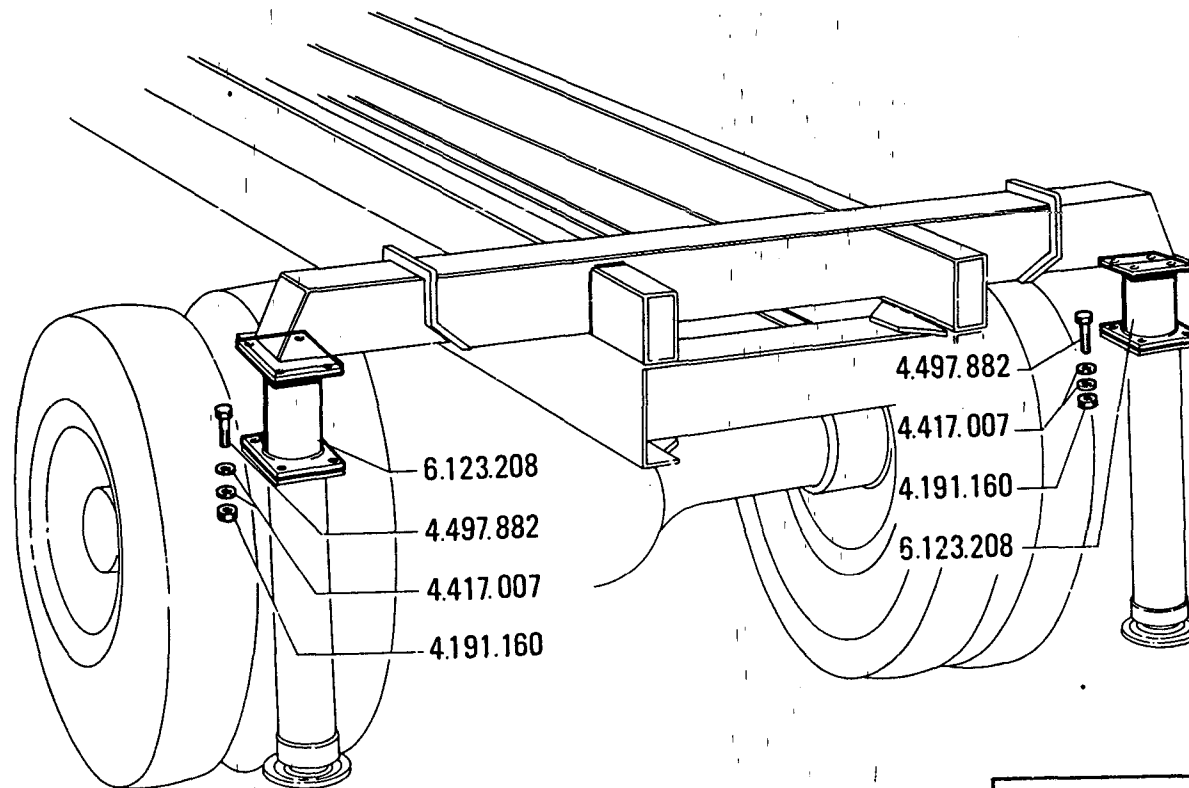
* *Schwenkplatten Zusatzstützböche*

* *Placas rotantes de los estabilizadores suplementarios*

PM 8001-2	
1.10001	R.835.0

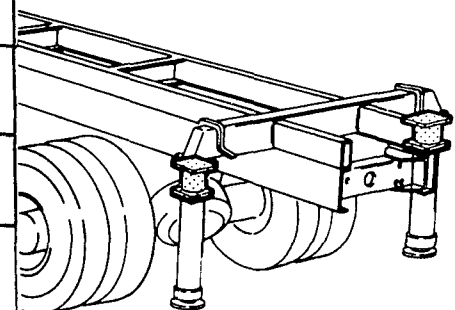


D 14



N. Identif.	Quant.	Denominazione
4.191.160	8	Dado
4.417.007	16	Rondella
4.497.882	8	Vite
6.123.208	2	Attacco

PM 1000 RF
PM 10001-2
PM 6001-2
PM 7002
PM 8001-2

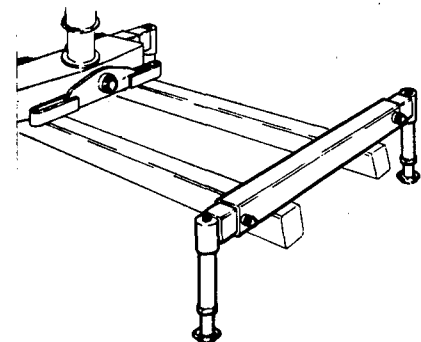
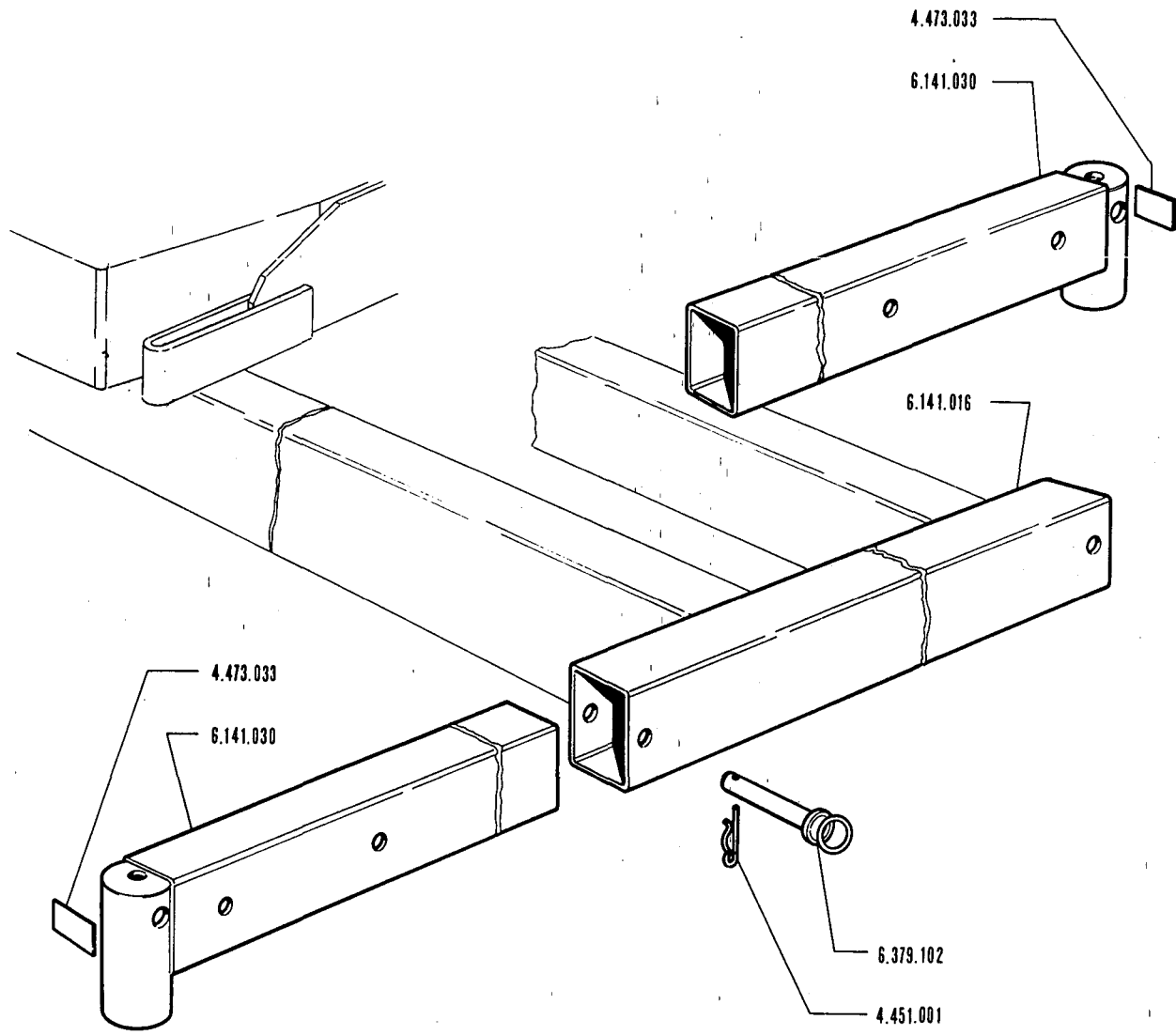


PROLUNGA MARTINETTI STAB. SUPPLEM.

- * *Outriggers cylinder extension*
- * *Zylinderverlängerung Zusatzstützböcke*
- * *Rallonge de béquilles*
- * *Prolonga de los gatos estabilizadores suplementarios*

1.10001	R.836.0
---------	----------------

N. Identif.	Quant.	Denominazione
4.451.001	2	Spilla
4.473.033	2	Targhetta
6.141.016	1	Sede Braccio
6.141.030	2	Braccio
6.379.102	2	Perno



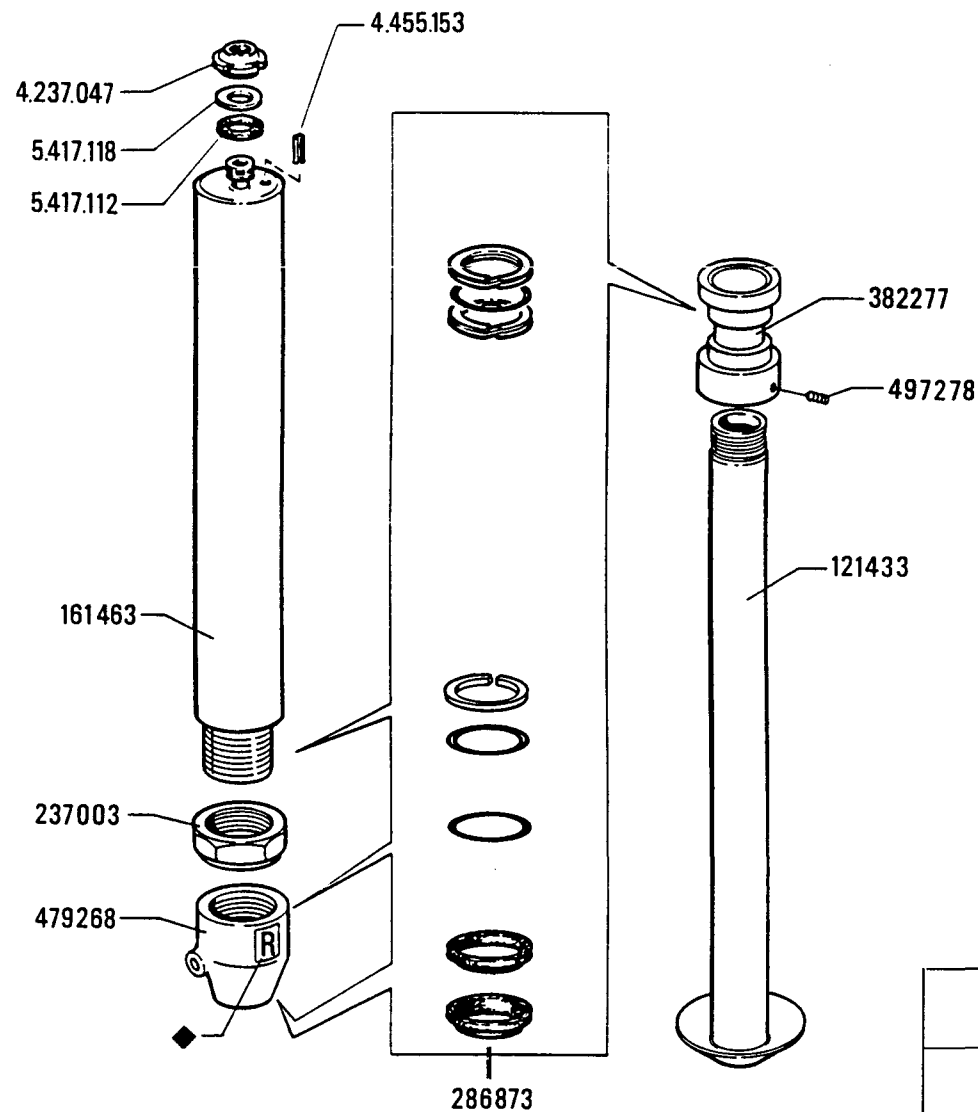
BRACCI STABILIZZATORI SUPPLEMENTARI

- Stabilizer supports for rear outriggers
- Stützrahmen für zusätzliche Stützbeine
- Supports pour béquilles supplémentaires
- Soportes estabilizadores suplementarios

7.449.234

R.801.0

7.267.254



N° Identif.	Quant.	Denominazione
4.237.047	1	Ghiera
4.445.153	1	Spina elastica
5.417.112	1	Rondella
5.417.118	1	Rondella
121433	1	Asta
161463	1	Cilindro
237003	1	Ghiera
286873	1	Kit guarnizioni
382277	1	Pistone
479268	1	Testata
497278	1	Vite

◆ Stampigliare lettera R
 Estampiller la lettre R
 Buchstabe R stempein
 Stamp letter R
 Estampillar letra R

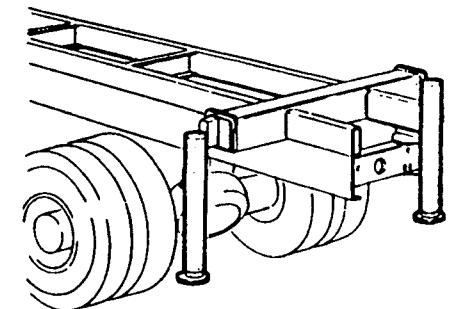
PM 17002-3

PM 25003

PM 28002

N° MATR.

◆ R.803.1



MARTINETTO STABILIZZATORE SUPPLEMENTARE LUNGO 7.449.204

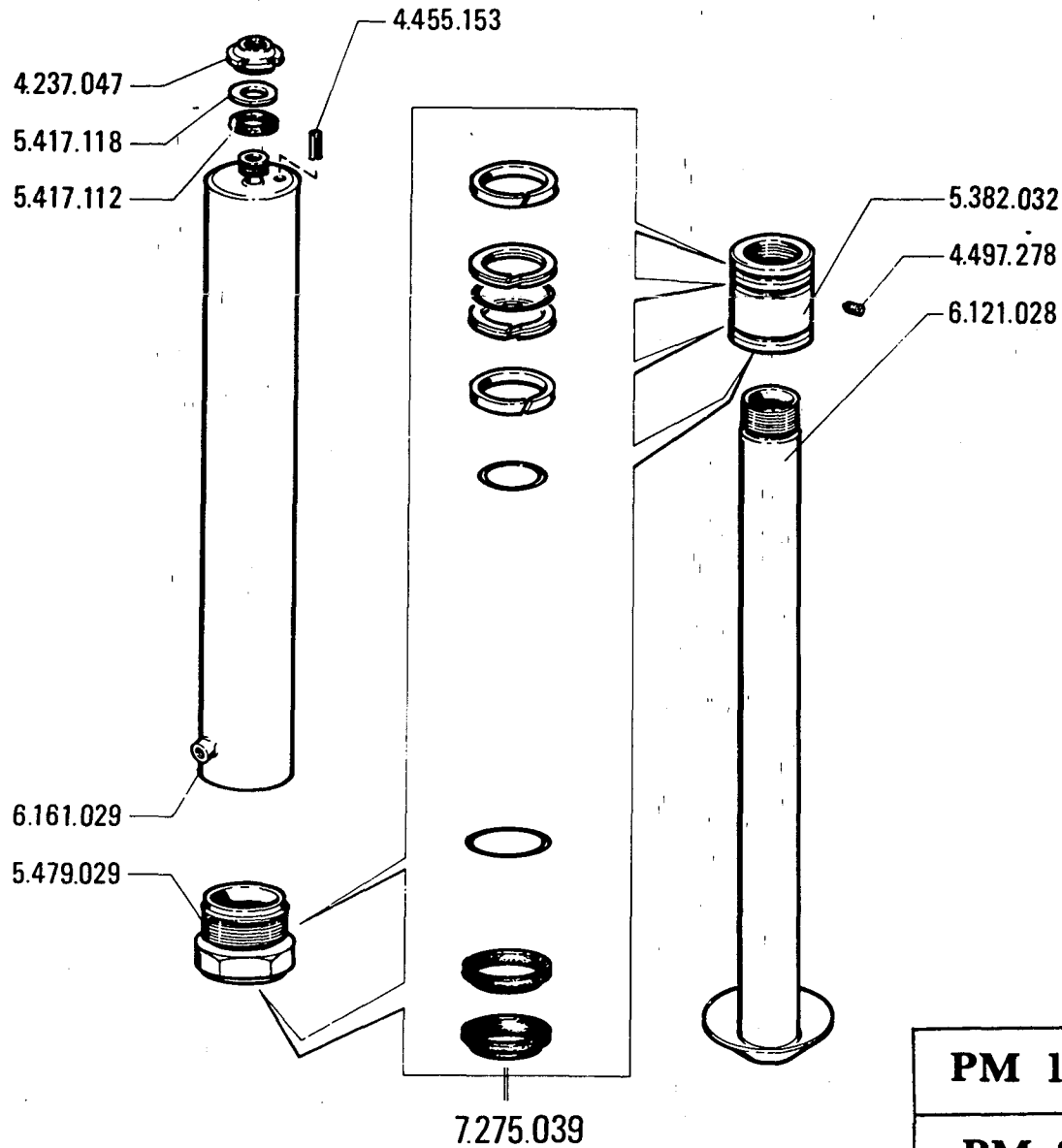
* Vérin long des béquilles supplémentaires

* Zylinder langer zusatzstützbock

* Supp. outrigger long cylinder

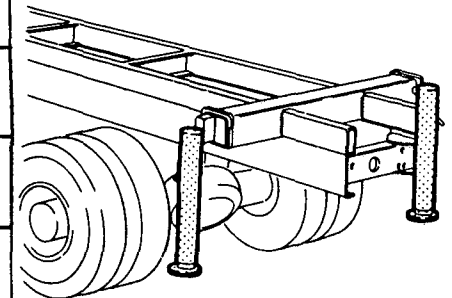
* Gato del estabilizador suplementario largo

B 3



N. Identif.	Quant.	Denominazione
4.237.047	1	Ghiera
4.455.153	1	Spina elastica
4.497.278	1	Vite
5.382.032	1	Pistone
5.417.112	1	Rondella
5.417.118	1	Rondella
5.479.029	1	Testata
6.121.028	1	Asta
6.161.029	1	Cilindro
7.275.039	1	Kit guarnizioni

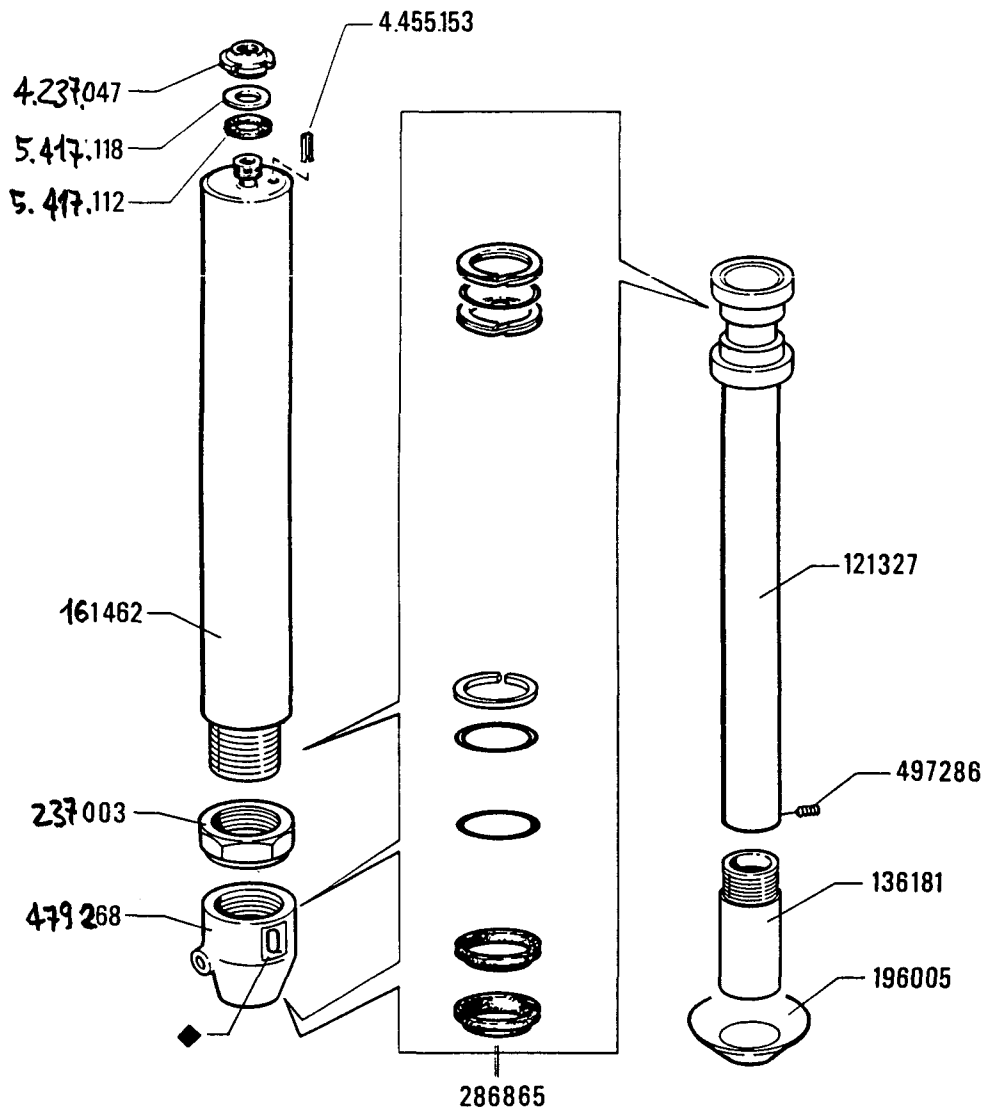
PM 17002-3	
PM 25003	
PM 28002	
1.20001	R.804.0



MARTINETTO STAB. SUPPLEM. CORTO 7.449.270

* *Supp. outrigger short cylinder*
 * *Vérin court des béquilles supplémentaires*

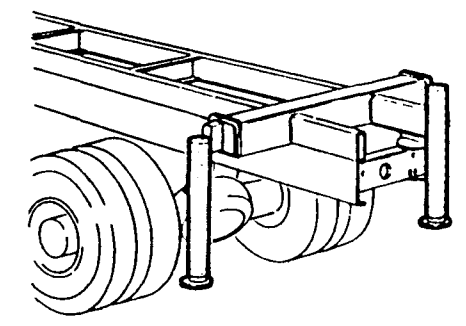
* *Zylinder kurzer zusatzstützbock*
 * *Gato del estabilizador suplementario corto*



N° Identif.	Quant.	Denominazione
4.237.047	1	Ghiera
4.445.153	1	Spina elastica
5.417.112	1	Rondella
5.417.118	1	Rondella
121327	1	Asta
136181	1	Prolunga
161462	1	Cilindro
196005	1	Piede
237003	1	Ghiera
286865	1	Kit guarnizioni
479268	1	Testata
497286	1	Vite

◆ Stampigliare lettera Q
 Estampiller la lettre Q
 Buchstabe Q stempein
 Stamp letter Q
 Estampillar letra Q

PM 17002-3	
PM 25003	
PM 28002	
N° MATR. ◆	R.804.1

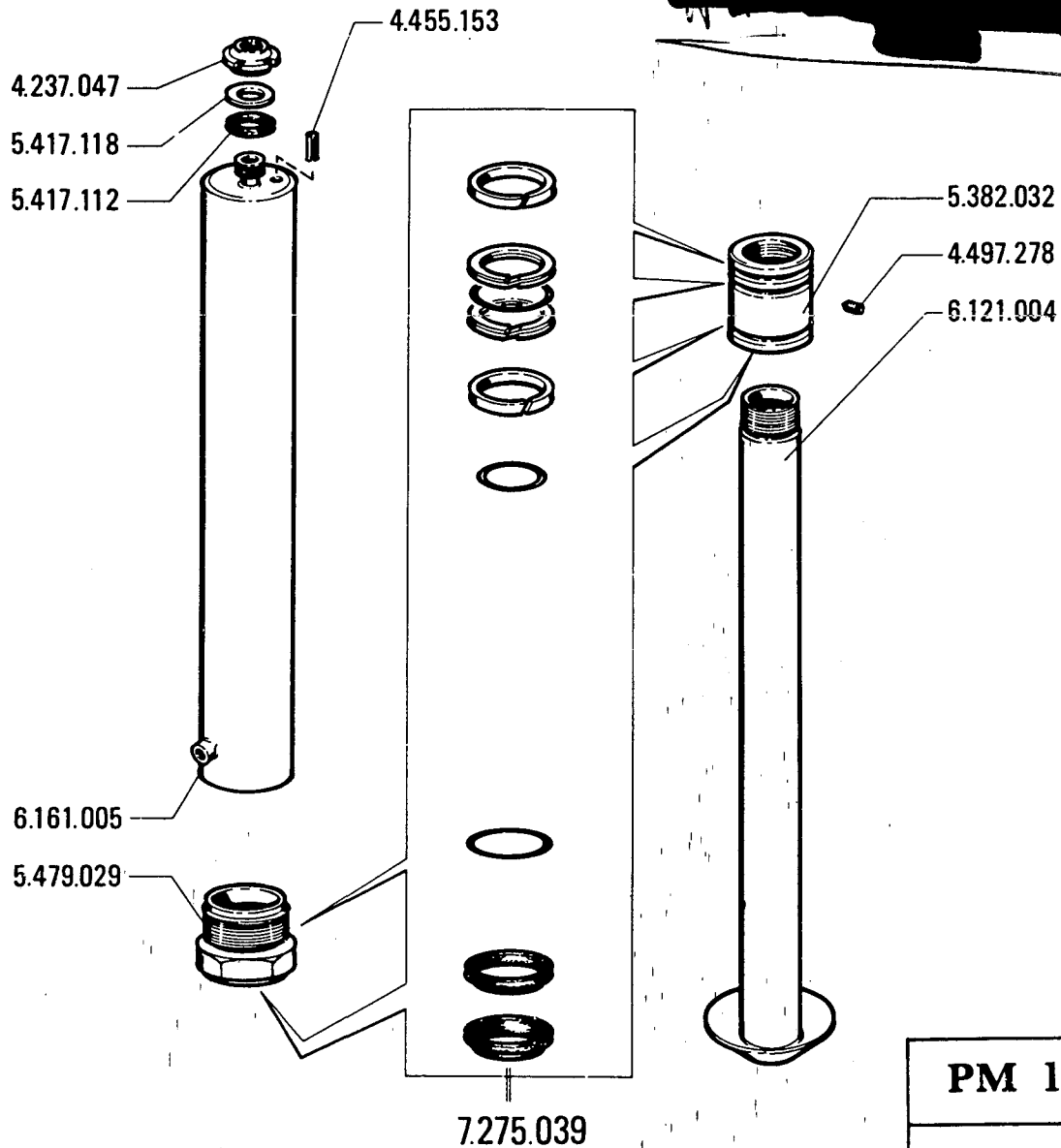


MARTINETTO STABILIZZATORE SUPPLEMENTARE CORTO 7.449.270

* Vérin court des béquilles supplémentaires
 * Supp. outrigger short cylinder

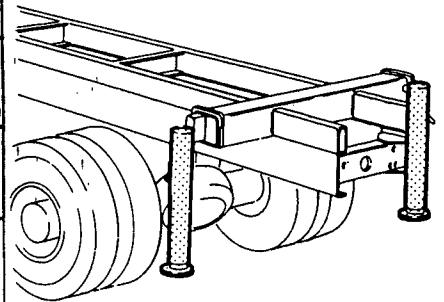
* Zylinder kurzer zusatzstützbock
 * Gato del estabilizador suplementario corto

B 1



N. Identif.	Quant.	Denominazione
4.237.047	1	Ghiera
4.455.153	1	Spina elastica
4.497.278	1	Vite
5.382.032	1	Pistone
5.417.112	1	Rondella
5.417.118	1	Rondella
5.479.029	1	Testata
6.121.004	1	Asta
6.161.005	1	Cilindro
7.275.039	1	Kit guarnizioni

PM 17002-3
PM 25003
PM 28002



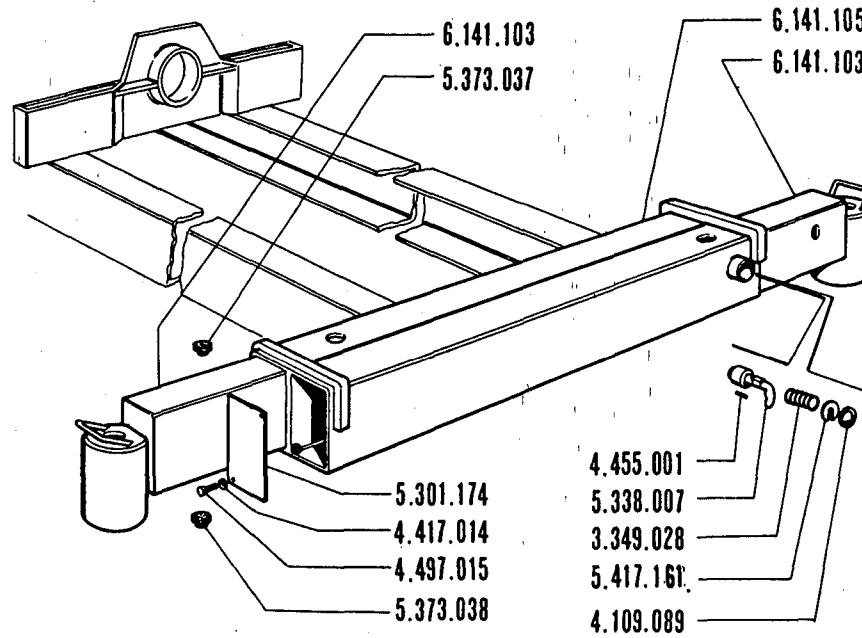
MARTINETTO STAB. SUPPL. LUNGO 7.449.204

* *Supp. outrigger long cylinder*
 * *Vérin long des béquilles supplémentaires*

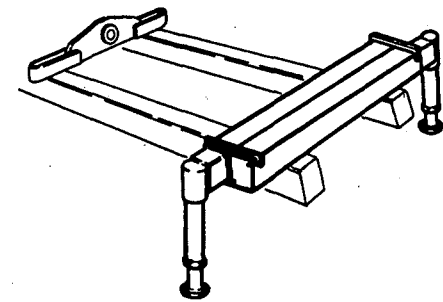
* *Zylinder langer zusatzstützbock*
 * *Gato del estabilizador suplementario largo*

1.20001	R.803.0
---------	---------

B 5



N. Identif.	Quant.	Denominazione
3.349.028	2	Molla
4.109.089	2	Anello elastico
4.417.014	4	Rondella
4.455.001	2	Spina
4.497.015	4	Viti
5.301.174	2	Lamiera
5.338.007	2	Maniglia
5.373.037	2	Piattino
5.373.038	4	Piattino
5.417.161	2	Rondella
6.141.103	2	Braccio
6.141.105	1	Sede braccio



BRACCI STABILIZZ. SUPPLEM.

★ *Supp. outrigger booms*

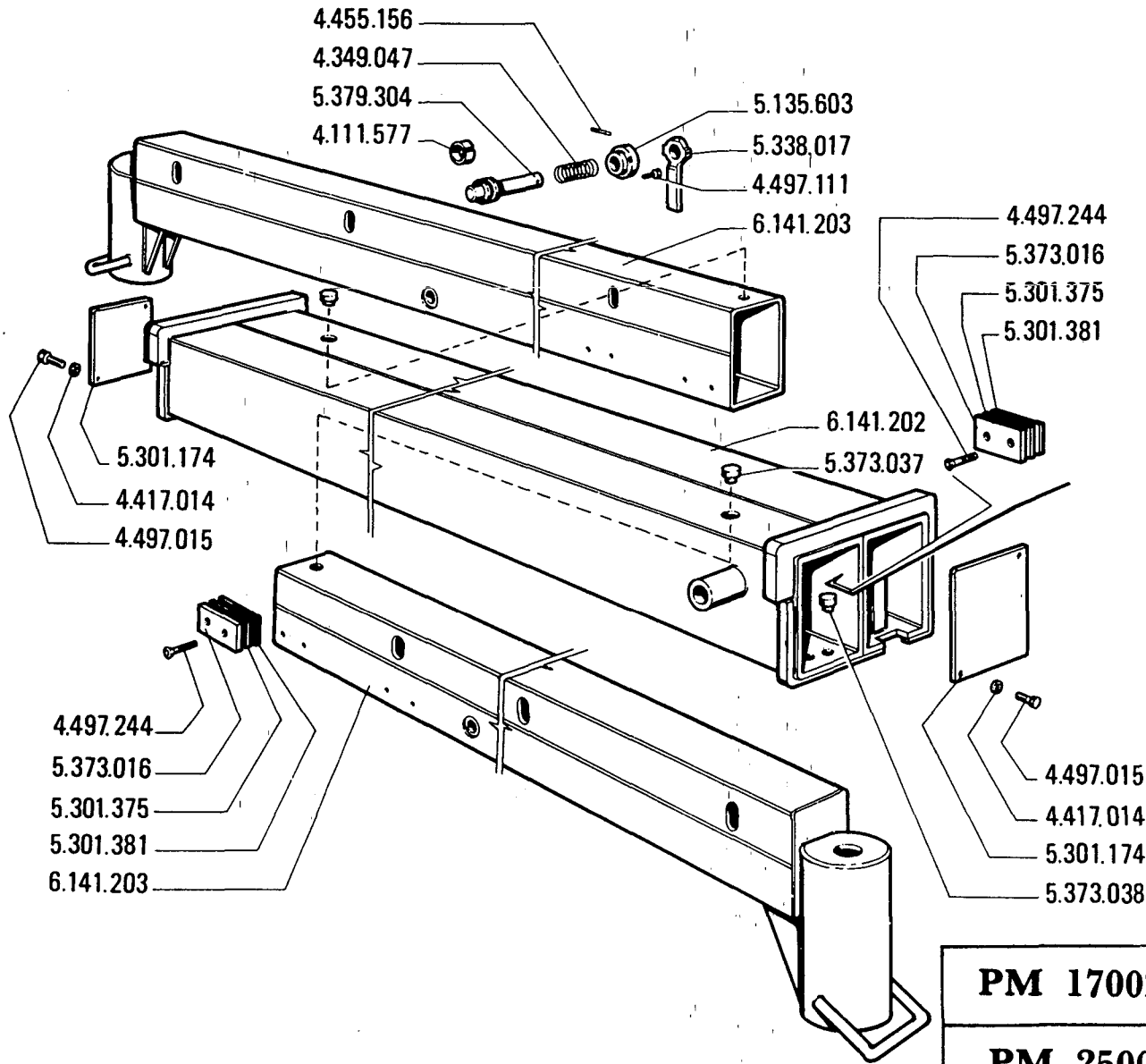
★ *Bras des béquilles supplém.*

★ *Stützrahmen für zusätzliche stützbeine*

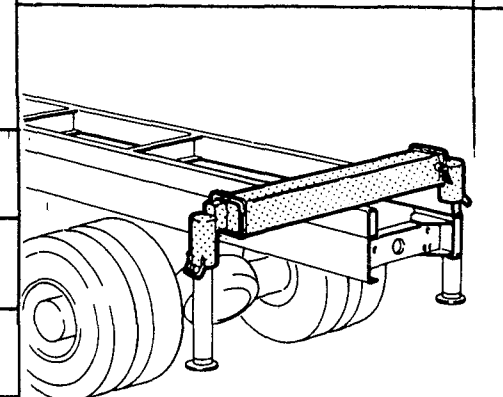
★ *Soportes estabilizadores suplementarios*

20.001

R.806.0



N. Identif.	Quant.	Denominazione
4.111.577	2	Anello di guida
4.349.057	2	Molla
4.417.014	4	Rondella
4.455.156	2	Spina elastica
4.497.015	4	Vite
4.497.111	4	Vite
4.497.244	24	Vite
5.135.603	2	Boccola
5.301.174	2	Coperchio
5.301.375	12	Spessore
5.301.381	12	Spessore
5.338.017	2	Maniglia
5.373.016	12	Pattino
5.373.037	2	Pattino
5.373.038	4	Pattino
5.379.304	2	Perno
6.141.202	1	Traversa
6.141.203	2	Braccio



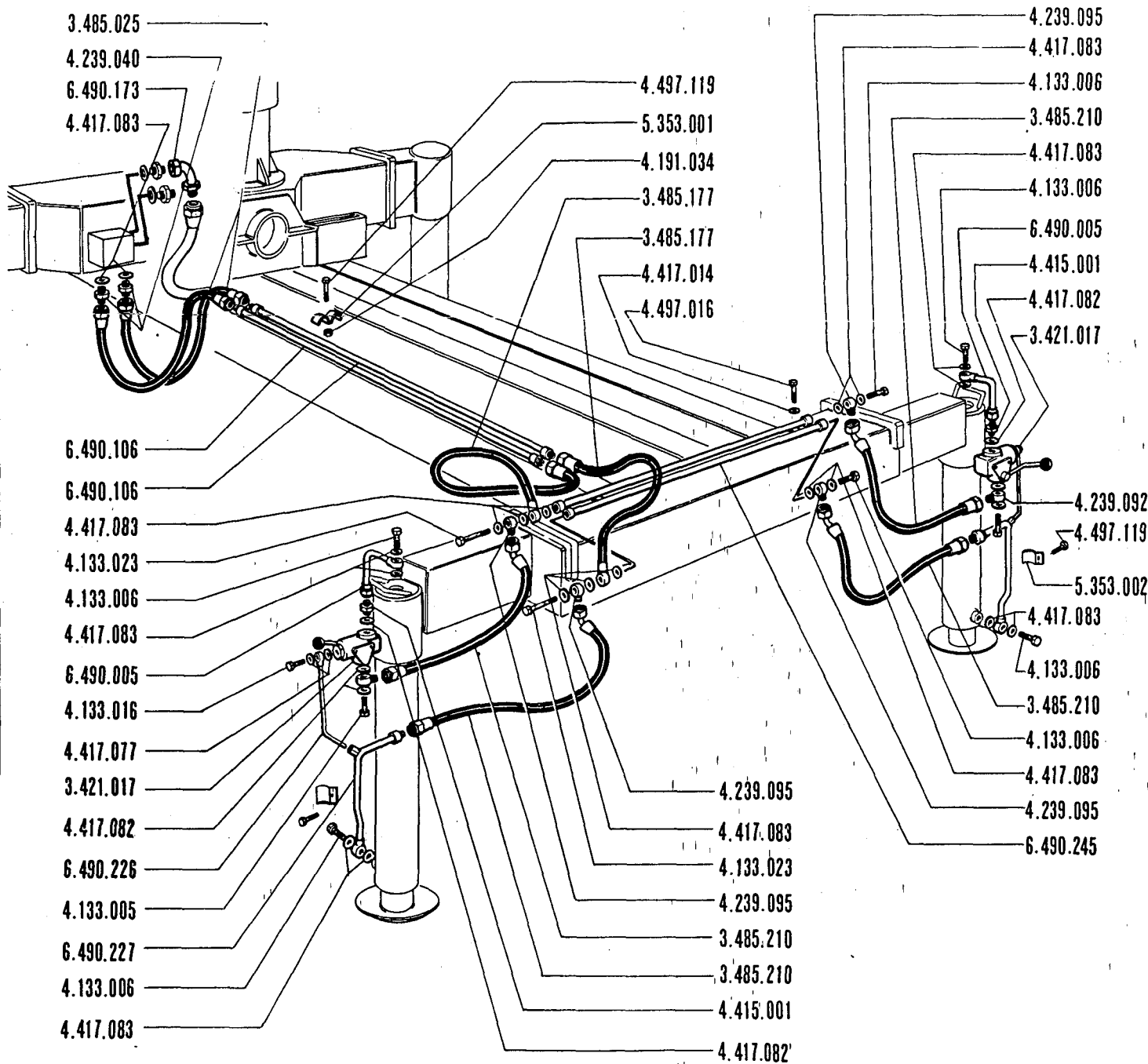
PM 17002-3	
PM 25003	
PM 28002	
1.20001	R.806.1

TRAVERSA E BRACCI STABILIZZ. SUPPLEM.

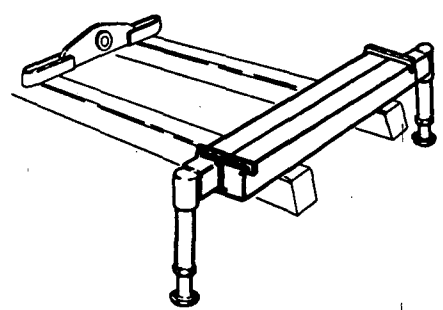
* *Supplementary outriggers beam and booms*
* *Traverse et bras stabilisateurs supplementaires*

* *Querträger und zusatzstützböcke*
* *Traviesa y brazos estabilizadores suplementarios*

B 8



N. Identif.	Quant.	Denominazione
3.421.017	1	Rubinetto
3.485.025	2	Tubo in gomma
3.485.177	2	Tubo in gomma
3.485.210	4	Tubo in gomma
4.133.005	2	Bocchettone
4.133.006	6	Bocchettone
4.133.016	2	Bocchettone
4.133.023	2	Bocchettone
4.191.034	3	Dado
4.230.040	2	Giunzione
4.239.092	2	Giunzione
4.239.095	4	Giunzione
4.415.001	2	Riduzione
4.417.014	2	Rondella
4.417.077	4	Rondella
4.417.082	6	Rondella
4.417.083	18	Rondella
4.497.016	2	Vite
4.497.119	5	Vite
5.353.001	3	Morsetto
5.353.002	2	Morsetto
6.490.005	2	Tubo in ferro
6.490.106	4	Tubo in ferro
6.490.173	2	Tubo in ferro
6.490.226	2	Tubo in ferro
6.490.227	2	Tubo in ferro
6.490.245	1	Tubo in ferro
6.490.246	2	Tubo in ferro



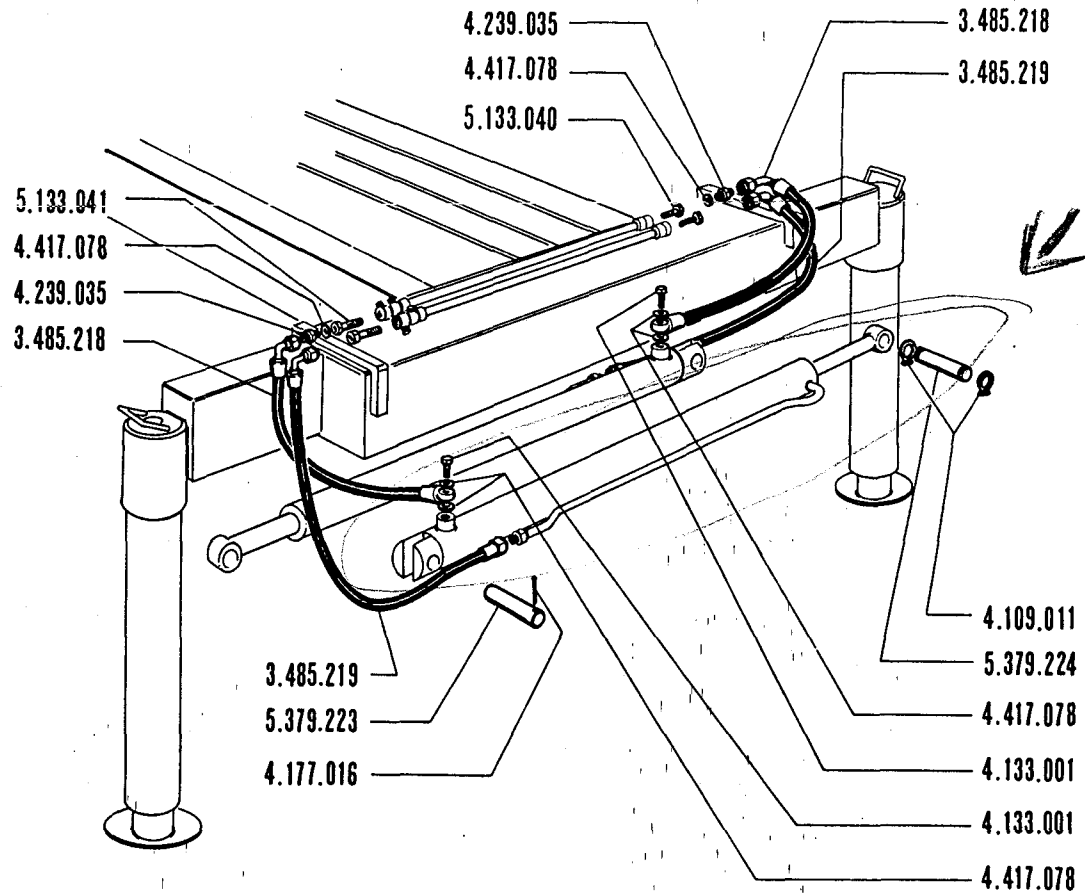
COMANDO MART. STABILIZZ. SUPPLEM.

★ Supp. outrigger cylinders control
 ★ Commande vérin béauilles supplem.

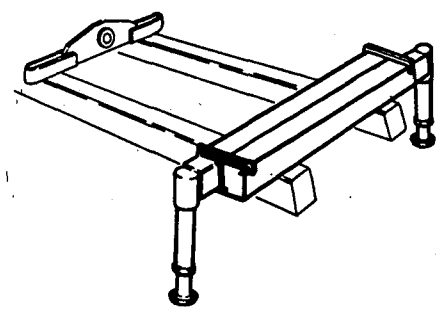
★ Zusätzliche abstutzungen vertikale
 ausfahrtbedienung
 ★ Mando axension vertical de los gatos
 suplementarios

20.001
 **R.807.0**

B 12



N. Identif.	Quant.	Denominazione
3.485.218	2	Tubo in gomma
3.485.219	2	Tubo in gomma
4.109.011	4	Anello elastico
4.133.001	2	Bocchettone
4.177.016	4	Copiglia
4.239.035	4	Giunzione
4.417.078	8	Rondella
5.133.040	2	Bocchettone
5.133.041	2	Bocchettone
5.379.223	2	Perno
5.379.224	2	Perno



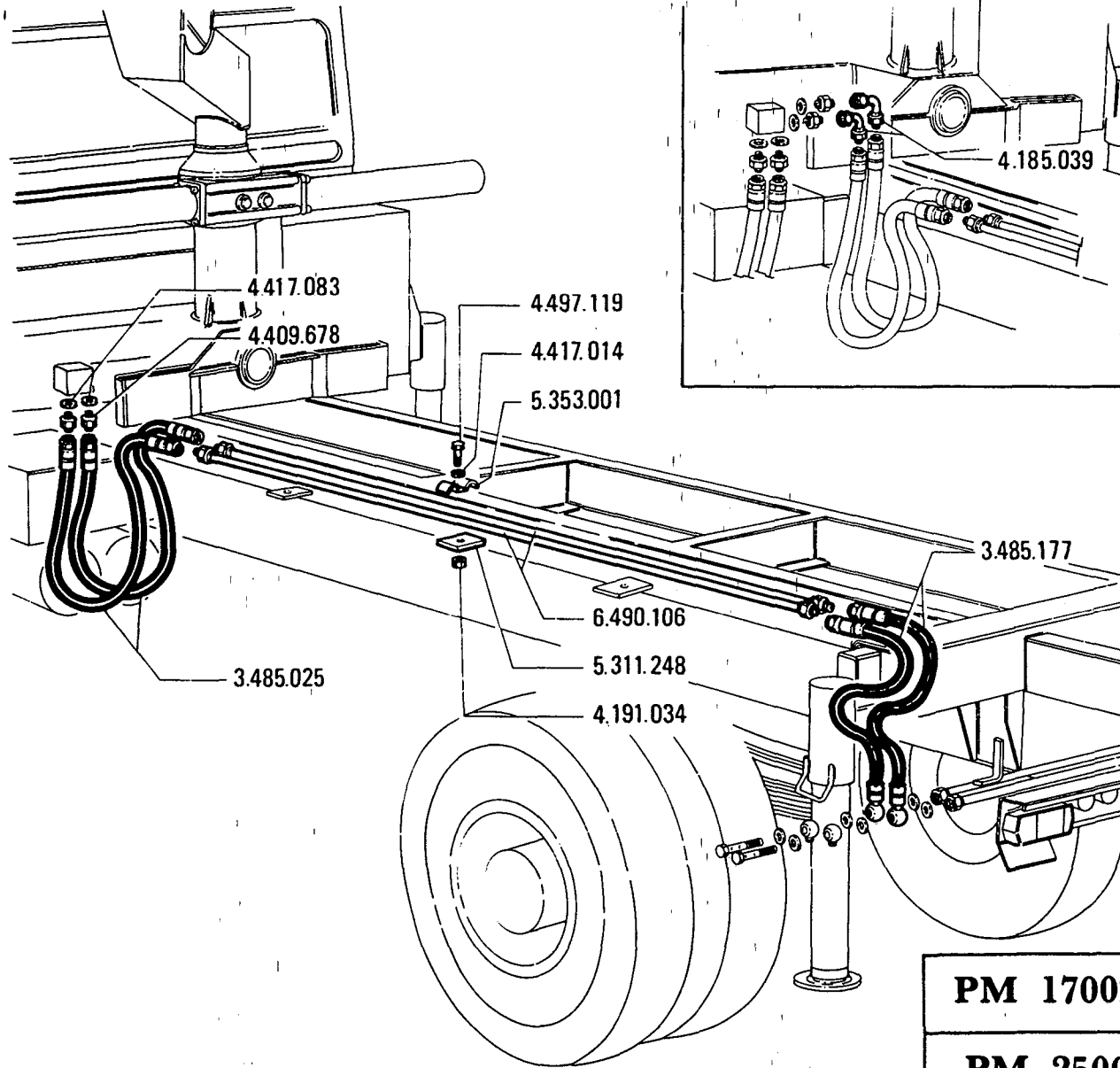
COMANDO SFILO BRACCI STAB. SUPPLEM.

★ *Supp. outrigger extension cyl. control*
 ★ *Commande extension bras des béquilles supplém.*

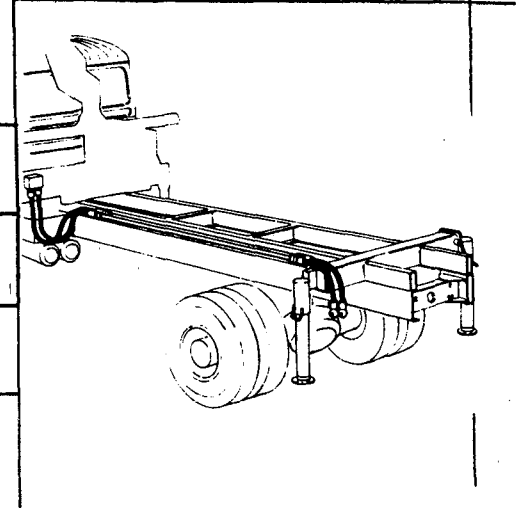
★ *Zusätzliche abstützungem horizontale Ausfahrtbedienung*
 ★ *Mando extension horizontal de los gatos suplementarios*

20.001
 **R.808.0**

B 9



N. Identif.	Quant.	Denominazione
3.485.025	2	Tubo gomma
3.485.177	2	Tubo gomma
4.185.039	2	Curva
4.191.034	3	Dado
4.409.678	2	Raccordo
4.417.014	3	Rondella
4.417.083	2	Rondella
4.497.119	3	Vite
5.311.248	3	Supporto
5.353.001	3	Morsetto
6.490.106	4	Tubo in ferro



PM 17002-3	
PM 25003	
PM 28003	
1.20001	R.807.1 1/2

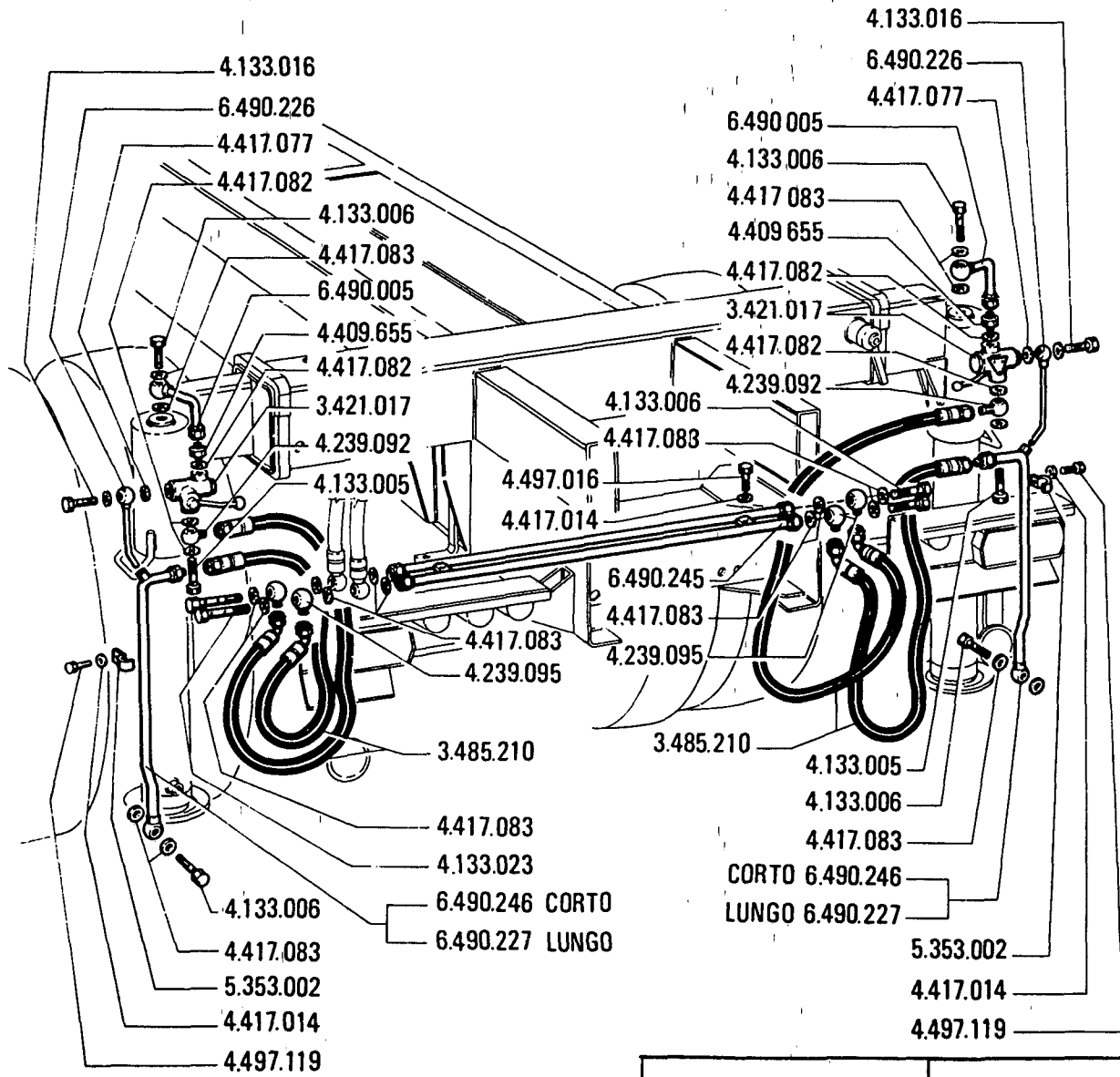
COMANDO MARTINETTI STABIL. SUPPLEM.

* *Supp. outriggers cylinder control*

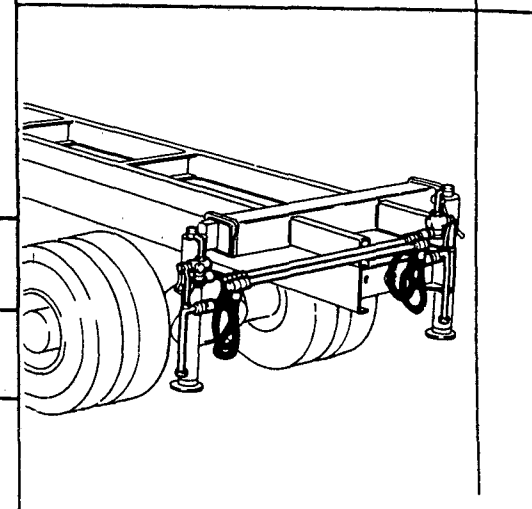
* *Zylindersteuerung Zusatzstütz-
böcke*

* *Commande vérin béquilles
supplémentaires*

* *Mando del gato de los estabili-
zadores suplementarios*



N. Identif.	Quant.	Denominazione
3.421.017	2	Rubinetto
3.485.210	4	Tubo in gomma
4.133.005	2	Bochettone
4.133.006	6	Bochettone
4.133.016	2	Bochettone
4.133.023	2	Bochettone
4.239.092	2	Giunzione
4.239.095	4	Giunzione
4.409.655	2	Raccordo
4.417.014	4	Rondella
4.417.077	4	Rondella
4.417.082	6	Rondella
4.417.083	18	Rondella
4.497.016	2	Vite
4.497.119	2	Vite
5.353.002	2	Morsetto
6.490.005	2	Tubo in ferro
6.490.226	2	Tubo in ferro
6.490.227	2	Tubo in ferro
6.490.245	1	Tubo in ferro
6.490.246	2	Tubo in ferro

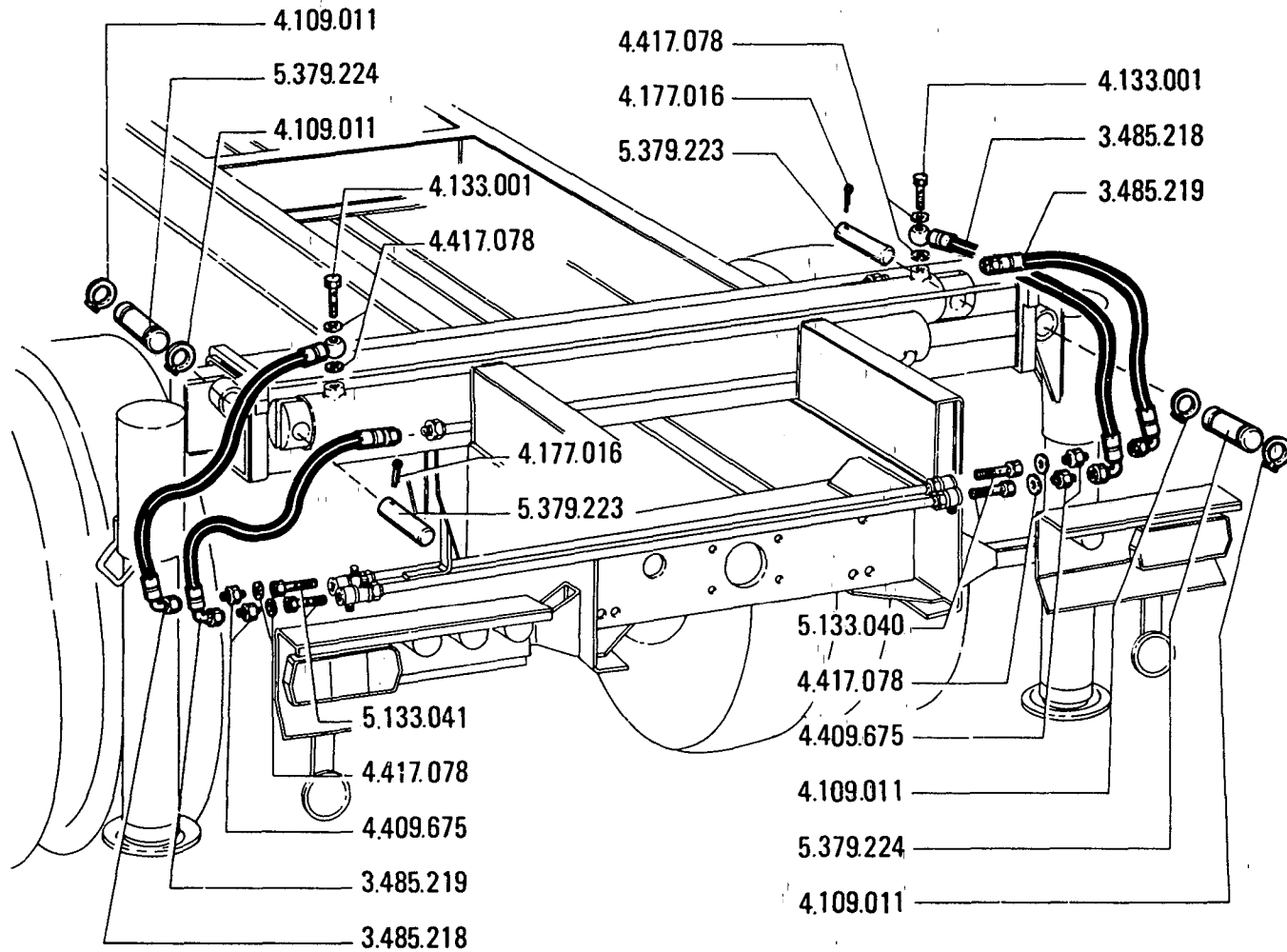


PM 17002-3	PM 25003
	PM 28002
	R.807.1 2/2
1.20001	

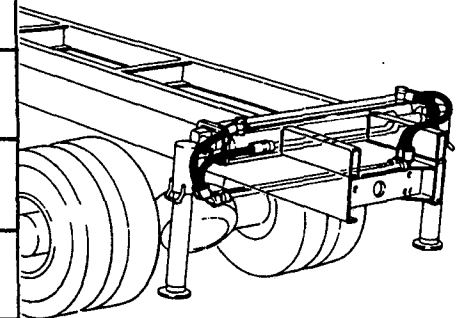
COMANDO MARTINETTI STABIL. SUPPLEM.

- * *Supp. outriggers cylinder control*
- * *Zylindersteuerung Zusatzstütz-
böcke*
- * *Commande vérin béquilles
supplémentaires*
- * *Mando del gato de los estabili-
zadores suplementarios*

B 13



N. Identif.	Quant.	Denominazione
3.485.218	2	Tubo gomma
3.485.219	2	Tubo gomma
4.109.011	4	Anello elastico
4.133.001	2	Bochettone
4.177.016	4	Copiglia
4.409.675	4	Raccordo
4.417.078	8	Rondella
5.133.040	2	Bochettone
5.133.041	2	Bochettone
5.379.223	2	Perno
5.379.224	2	Perno



PM 17002	
PM 25003	
PM 28002	
1.20001	R.808.1

COM. MART. SFILO BRACCI STAB.SUPPLEM

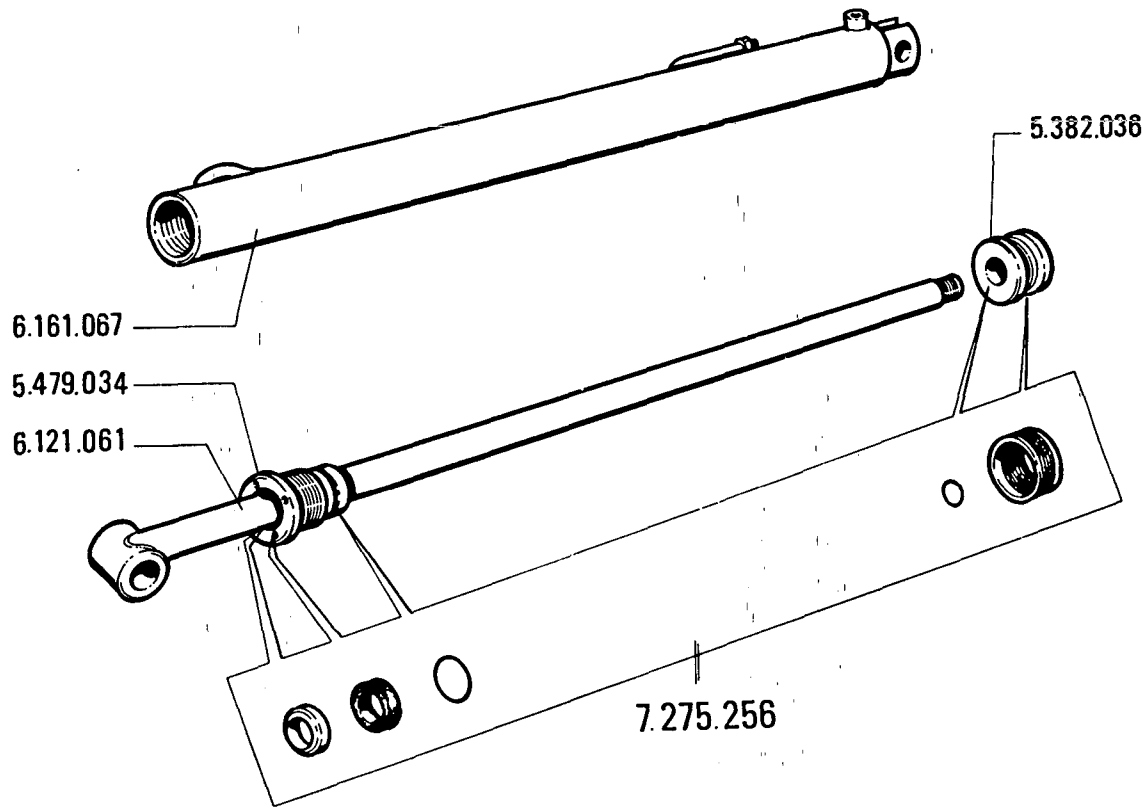
* *Supp. outriggers boom extn. cylinder control*

* *Commande vérin extension bras béquilles supplémentaires*

* *Zylindersteuerung ausfahren der Zusatzstützböcke*

* *Mando del gato para la extensión de los brazos estabilizadores supl.*

B 15



N. Identif.	Quant.	Denominazione
5.382.036	1	Pistone
5.479.034	1	Testata
6.121.061	1	Asta
6.161.067	1	Cilindro
7.275.256	1	Kit guarnizioni

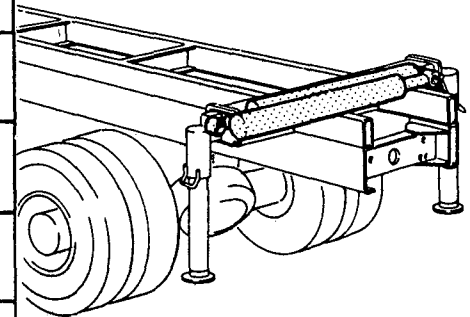
PM 17002-3

PM 25003

PM 28002

1.20001

R.809.0



MART. SFILO BRACCI STAB.SUP. 7.449.350

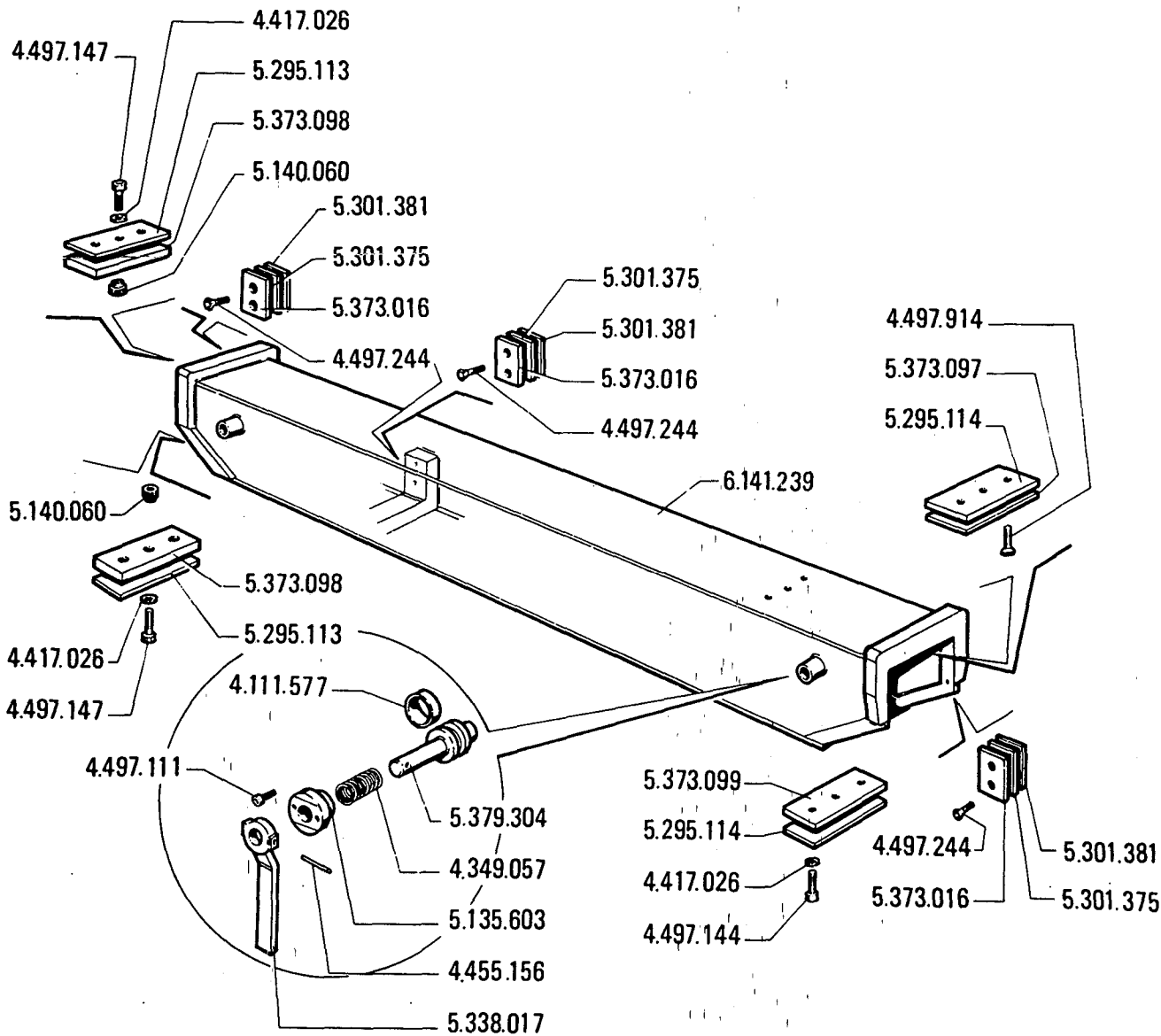
* *Supp. outriggers boom extension*

* *Vérin extension bras des béquilles supplémentaires*

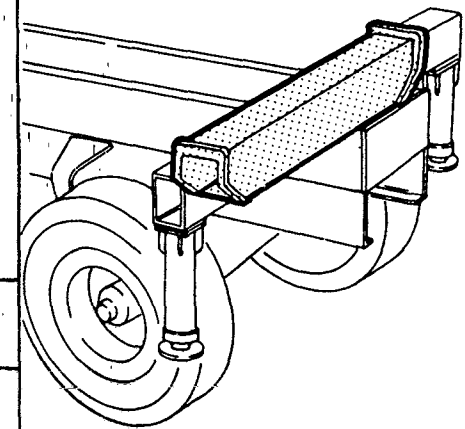
* *Zylinder zum Ausfahren der Zusatzstützböcke*

* *Gato para la extensión de los brazos estabilizadores suplement.*

F 1



N. Identif.	Quant.	Denominazione
4.111.577	2	Anello di guida
4.349.057	2	Molla
4.417.026	9	Rondella
4.455.156	2	Spina elastica
4.497.111	4	Vite
4.497.144	3	Vite
4.497.147	6	Vite
4.497.244	12	Vite
4.497.914	3	Vite
5.135.603	2	Boccola
5.140.060	6	Borchia
5.295.113	2	Spessore
5.295.114	2	Spessore
5.301.375	6	Spessore
5.301.381	6	Spessore
5.338.017	2	Maniglia
5.373.016	6	Pattino
5.373.097	1	Pattino
5.373.098	2	Pattino
5.373.099	1	Pattino
5.379.304	2	Perno
6.141.239	1	Traversa



TRAVERSA STABILIZZATORI SUPPLEMENTARI

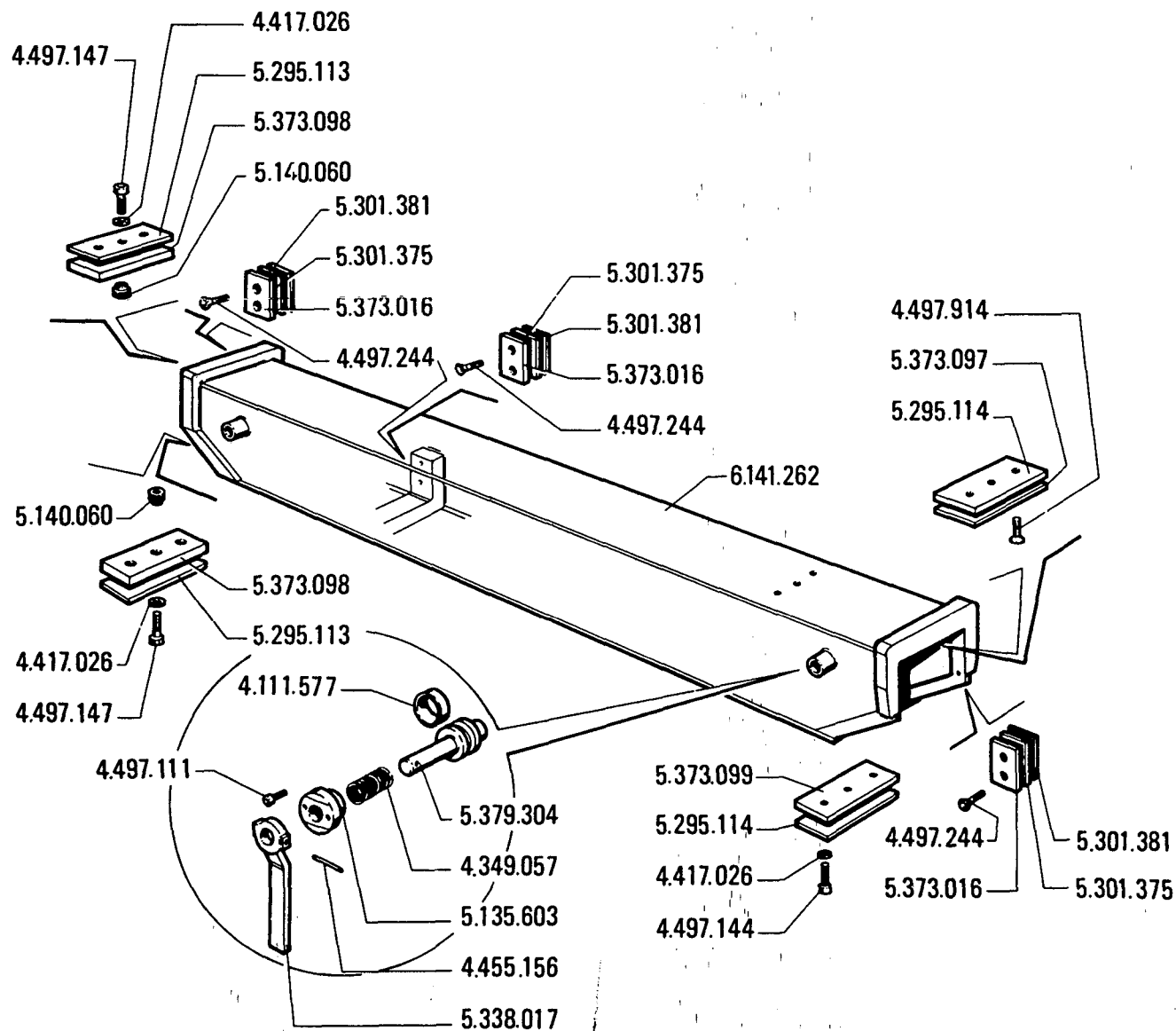
* *Supplementary outriggers beam*
 * *Traverse béquilles, supplémentaires*

* *Querträger Zusatzstützböcke*
 * *Traviesa de los estabilizadores suplementarios*

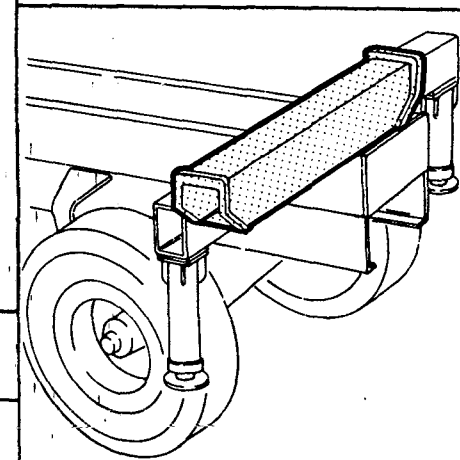
PM 34003

R.861.0

F 2



N. Identif.	Quant.	Denominazione
4.111.577	2	Anello di guida
4.349.057	2	Molla
4.417.026	9	Rondella
4.455.156	2	Spina elastica
4.497.111	4	Vite
4.497.144	3	Vite
4.497.147	6	Vite
4.497.244	12	Vite
4.497.914	3	Vite
5.135.603	2	Boccola
5.140.060	6	Borchia
5.295.113	2	Spessore
5.295.114	2	Spessore
5.301.375	6	Spessore
5.301.381	6	Spessore
5.338.017	2	Maniglia
5.373.016	6	Pattino
5.373.097	1	Pattino
5.373.098	2	Pattino
5.373.099	1	Pattino
5.379.304	2	Perno
6.141.262	1	Traversa



TRAVERSA STABILIZZATORI SUPPLEMENTARI

* Supplementary outriggers beam
* Traverse béquille, supplémentaires

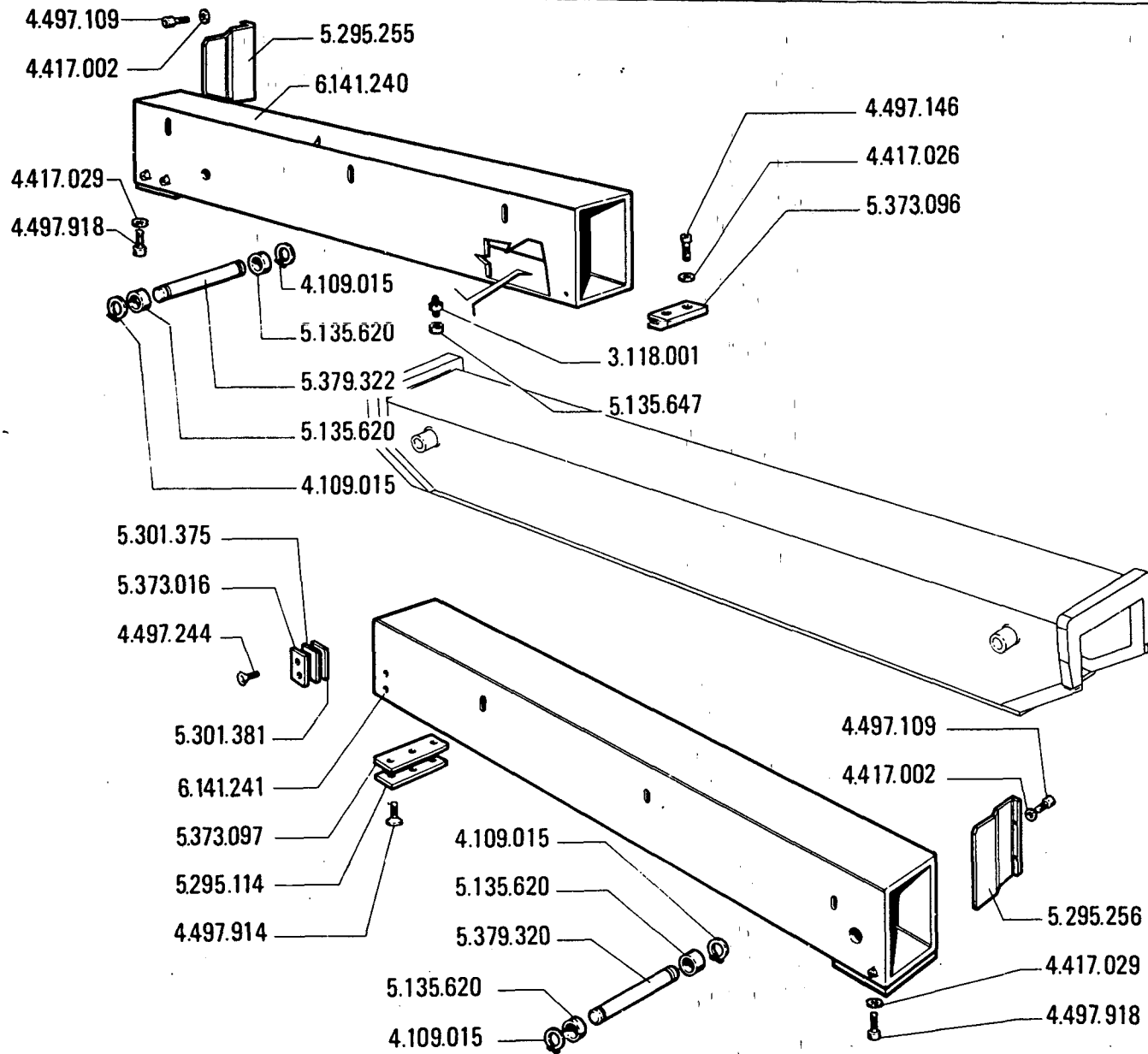
* Querträger Zusatzstützböcke
* Traversa de los estabilizadores suplementarios

PM 34003

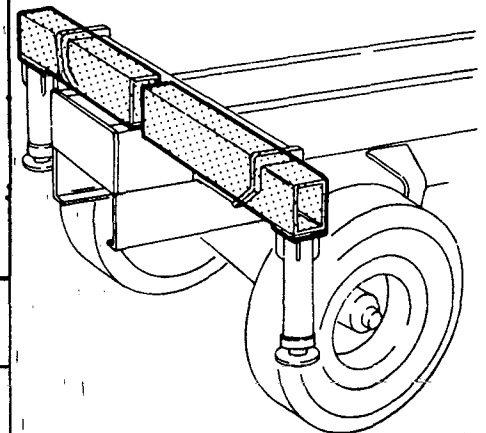
1.30001

R.861.1

F 5



N. Identif.	Quant.	Denominazione
3.118.001	1	Antivibrante
4.109.015	4	Anello elastico
4.417.002	4	Rondella
4.417.026	2	Rondella
4.417.029	16	Rondella
4.497.109	4	Vite
4.497.146	2	Vite
4.497.244	4	Vite
4.497.914	3	Vite
4.497.918	16	Vite
5.135.620	4	Boccola
5.135.647	1	Boccola
5.295.114	1	Spessore
5.295.255	1	Coperchio
5.295.256	1	Coperchio
5.301.375	2	Spessore
5.301.381	2	Spessore
5.373.016	2	Pattino
5.373.096	1	Pattino
5.373.097	1	Pattino
5.379.320	1	Perno
5.379.322	1	Perno
6.141.240	1	Braccio
6.141.241	1	Braccio



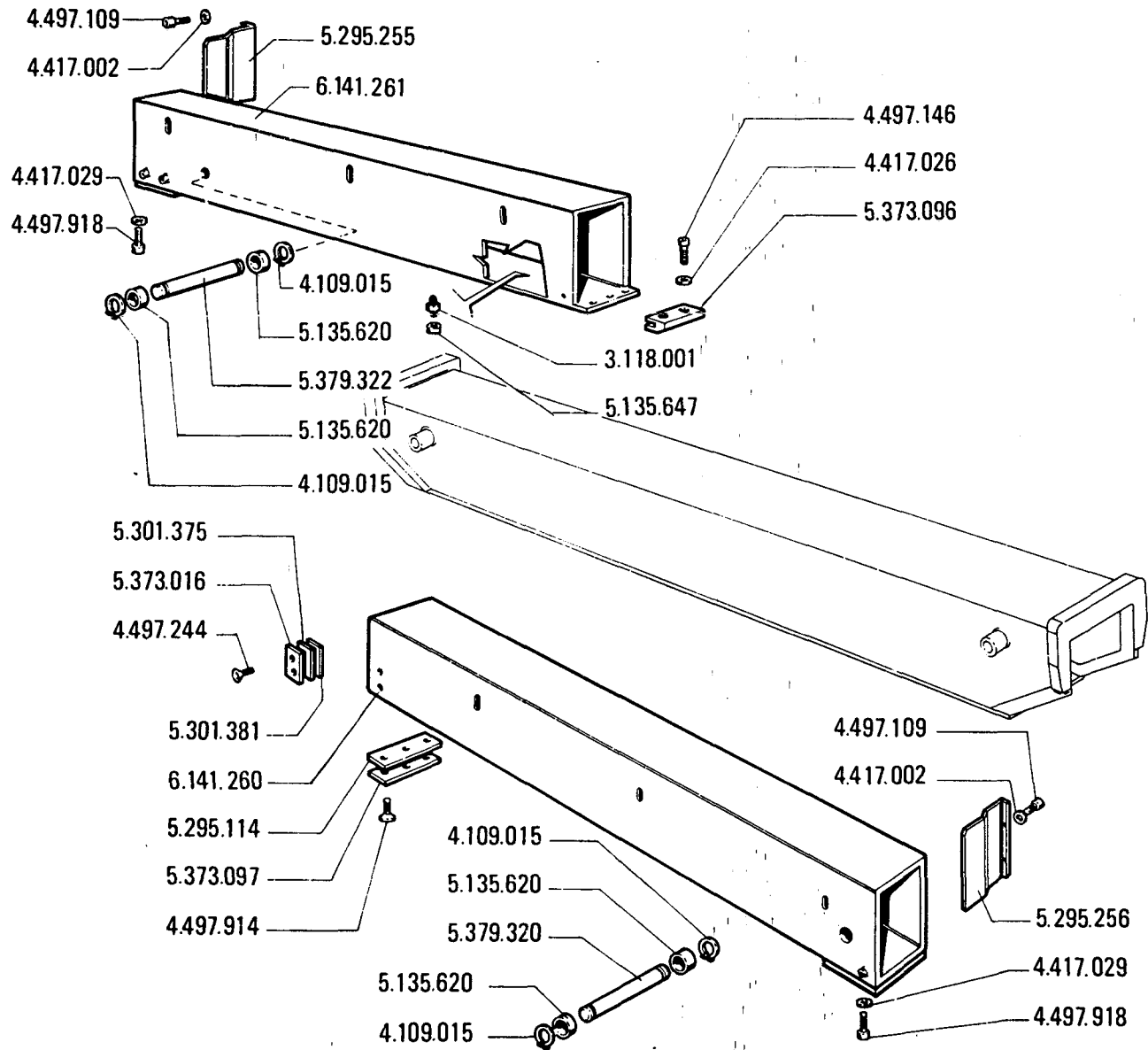
BRACCI STABILIZZATORI SUPPLEMENTARI

* *Supplementary outriggers booms* * *Zusatzstützbockträger*
 * *Bras béquilles supplémentaires* * *Brazos estabilizadores suplement.*

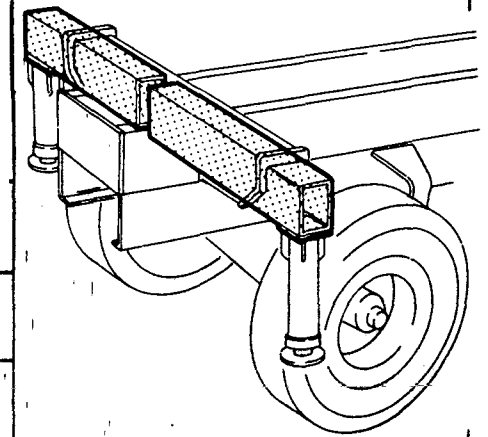
PM 34003

R.862.0

F 6



N. Identif.	Quant.	Denominazione
3.118.001	1	Antivibrante
4.109.015	4	Anello elastico
4.417.002	4	Rondella
4.417.026	2	Rondella
4.417.029	16	Rondella
4.497.109	4	Vite
4.497.146	2	Vite
4.497.244	4	Vite
4.497.914	3	Vite
4.497.918	16	Vite
5.135.620	4	Boccola
5.135.647	1	Boccola
5.295.114	1	Spessore
5.295.255	1	Coperchio
5.295.256	1	Coperchio
5.301.375	2	Spessore
5.301.381	2	Spessore
5.373.016	2	Pattino
5.373.096	1	Pattino
5.373.097	1	Pattino
5.379.320	1	Perno
5.379.322	1	Perno
6.141.260	1	Braccio
6.141.261	1	Braccio



BRACCI STABILIZZATORI SUPPLEMENTARI

* *Supplementary outriggers booms*

* *Bras béquilles supplémentaires*

* *Zusatzstützbockträger*

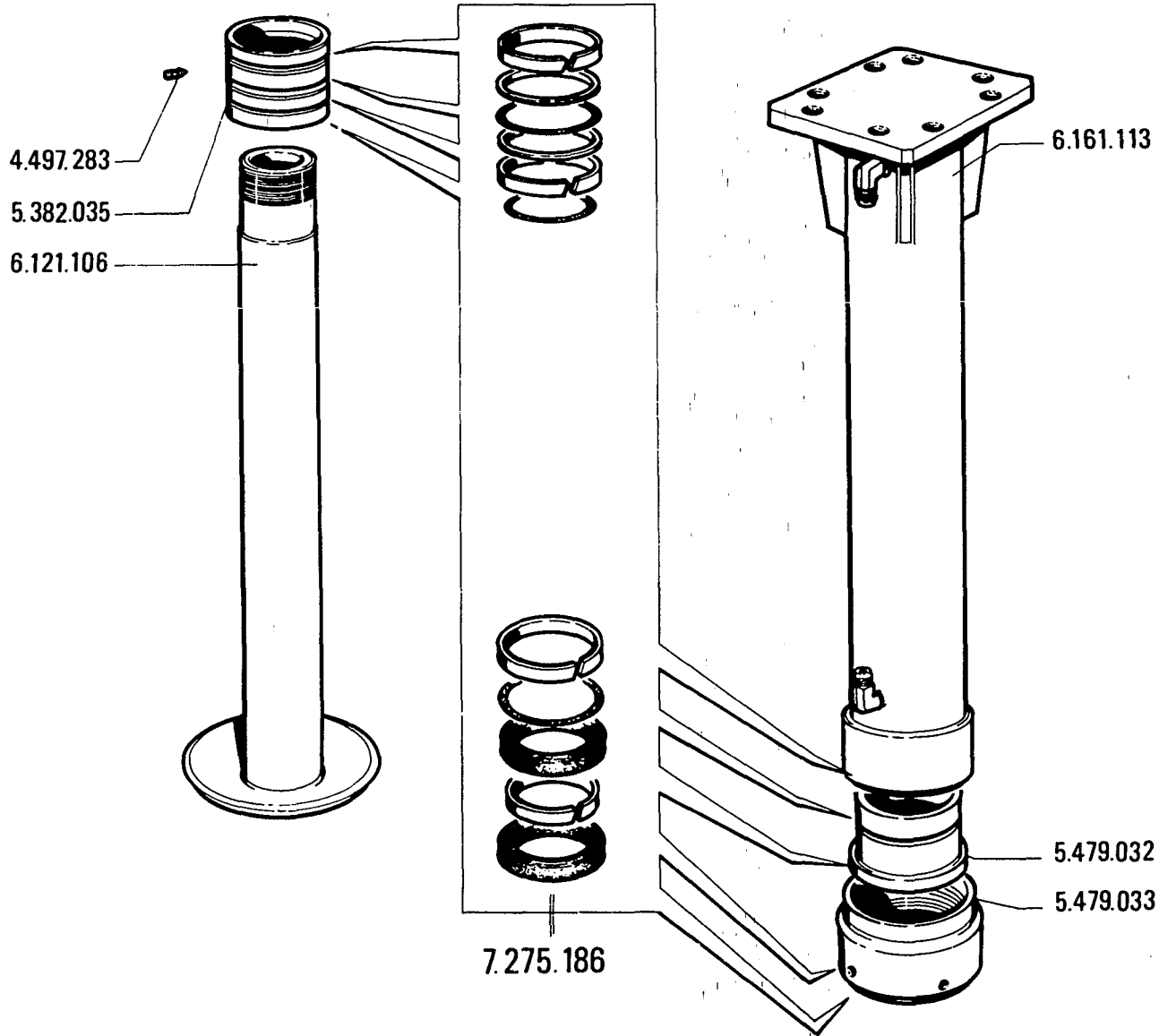
* *Brazos estabilizadores suplement.*

PM 34003

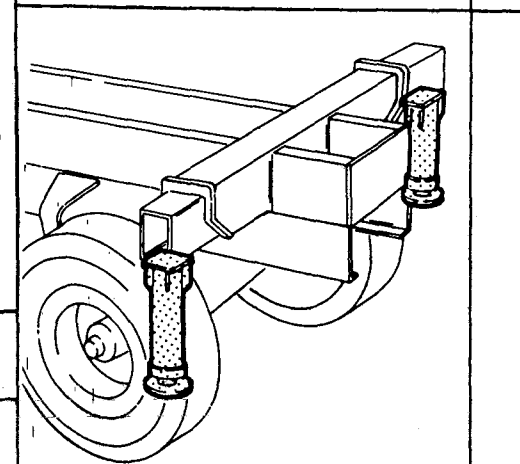
1.30001

R.862.1

F 8



N. Identif.	Quant.	Denominazione
4.497.283	1	Vite
5.382.035	1	Pistone
5.479.032	1	Testata
5.479.033	1	Testata
6.121.106	1	Asta
6.161.113	1	Cilindro
7.275.186	1	Kit guarnizioni

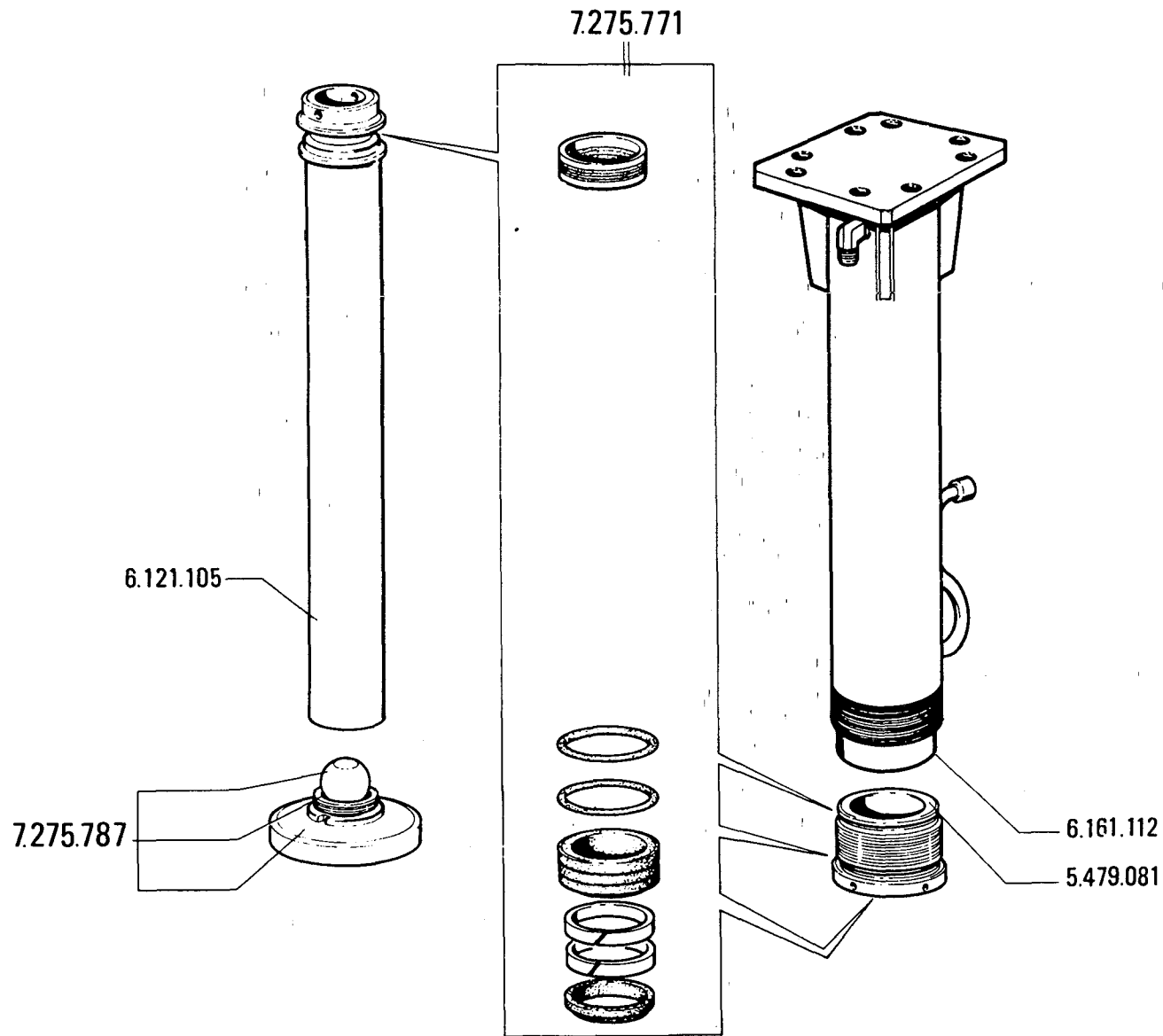


MARTINETTO STABILIZ. SUPPLEM. 7.449.802
 * *Supplementary outriggers cylinder* * *Zylinder Zusatzstützböcke*
 * *Vérin des béquilles supplément.* * *Gato de los estabilizadores suplementarios*

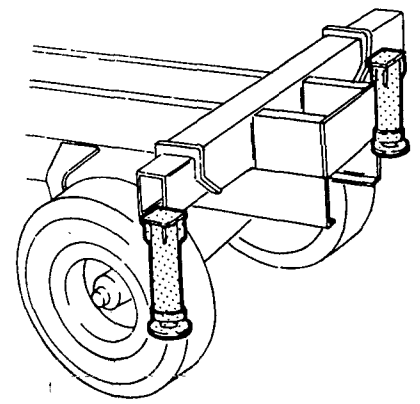
PM 34003

R.863.0

F 9



N. Identif.	Quant.	Denominazione
5.479.081	1	Testata
6.121.105	1	Asta
6.161.112	1	Cilindro
7.275.771	1	Kit guarnizioni
7.275.787	1	Kit piastra d'appoggio



MARTINETTO STABIL. SUPPLEM. 7.449.830

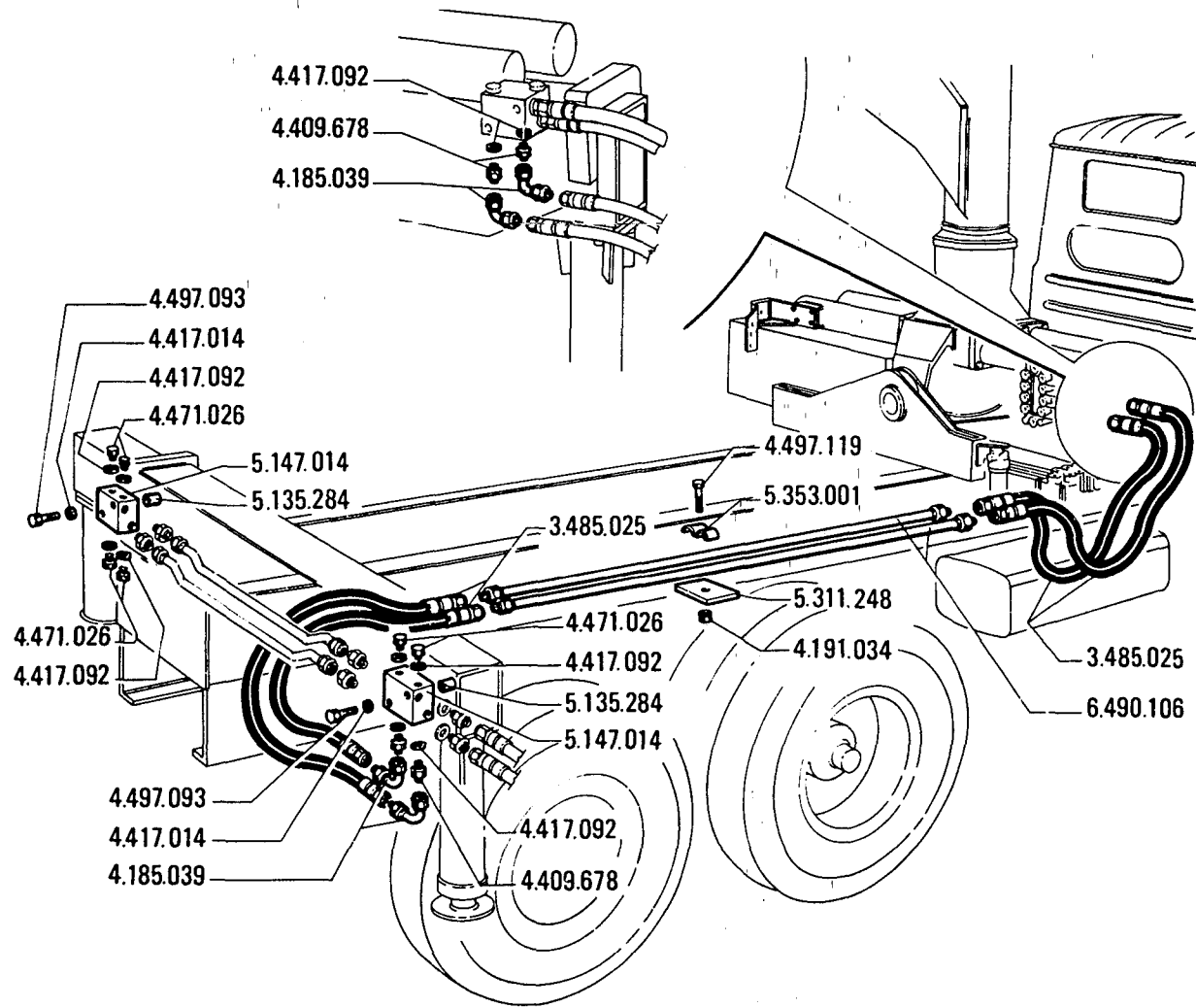
* *Supplementary outriggers cylinder* * *Zylinder Zusatzstützböcke*
 * *Vérin des béquilles supplément.* * *Gato de los estabilizadores suplementarios*

PM 34003


1.30001

R.863.1

F 11



N. Identif.	Quant.	Denominazione
3.485.025	4	Tubo gomma
4.185.039	4	Curva
4.191.034	3	Dado
4.409.678	4	Raccordo
4.417.014	4	Rondella
4.417.092	10	Rondella
4.471.026	6	Tappo
4.497.093	4	Vite
4.497.119	3	Vite
5.135.284	4	Boccola
5.147.014	2	Carcassa
5.311.248	3	Supporto
5.353.001	3	Morsetto
6.490.106	4	Tubo in ferro



COMANDO MARTINETTI STABILIZ. SUPPLEMEN.

* *Supp. outriggers cylinder control* * *Zylindersteuerung Zusatzstützböcke*

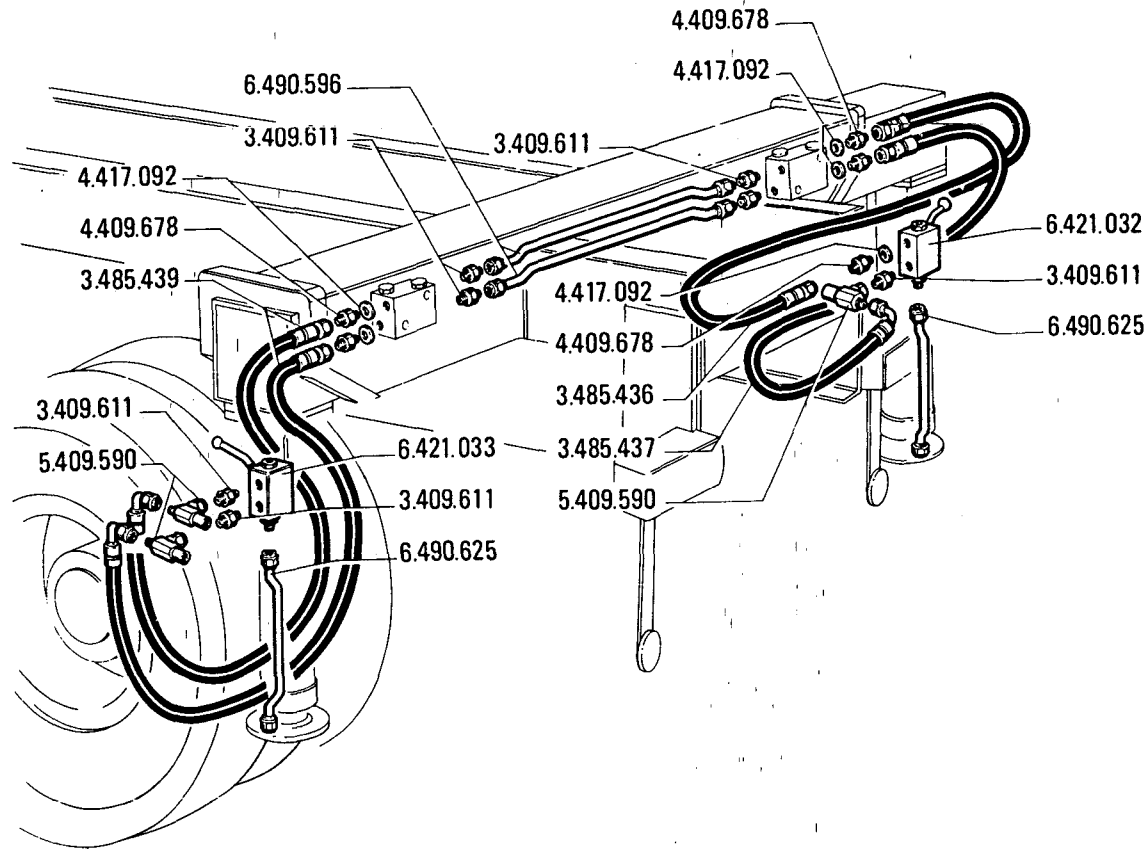
* *Commande vérin béquilles supplémentaires*

* *Mando del gato de los estabilizadores suplementarios*

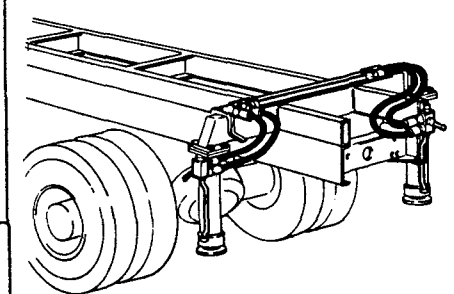
PM 34003

1.30001

R.864.0
1/2



N. Identif.	Quant.	Denominazione
3.409.611	8	Raccordo
3.485.436	1	Tubo gomma
3.485.437	1	Tubo gomma
3.485.439	2	Tubo gomma
4.409.678	4	Raccordo
4.417.092	12	Rondella
5.409.590	3	Raccordo
6.421.032	1	Rubinetto
6.421.033	1	Rubinetto
6.490.596	2	Tubo in ferro
6.490.625	2	Tubo in ferro



COM. MARTINETTI STABILIZZ. SUPPLEM.

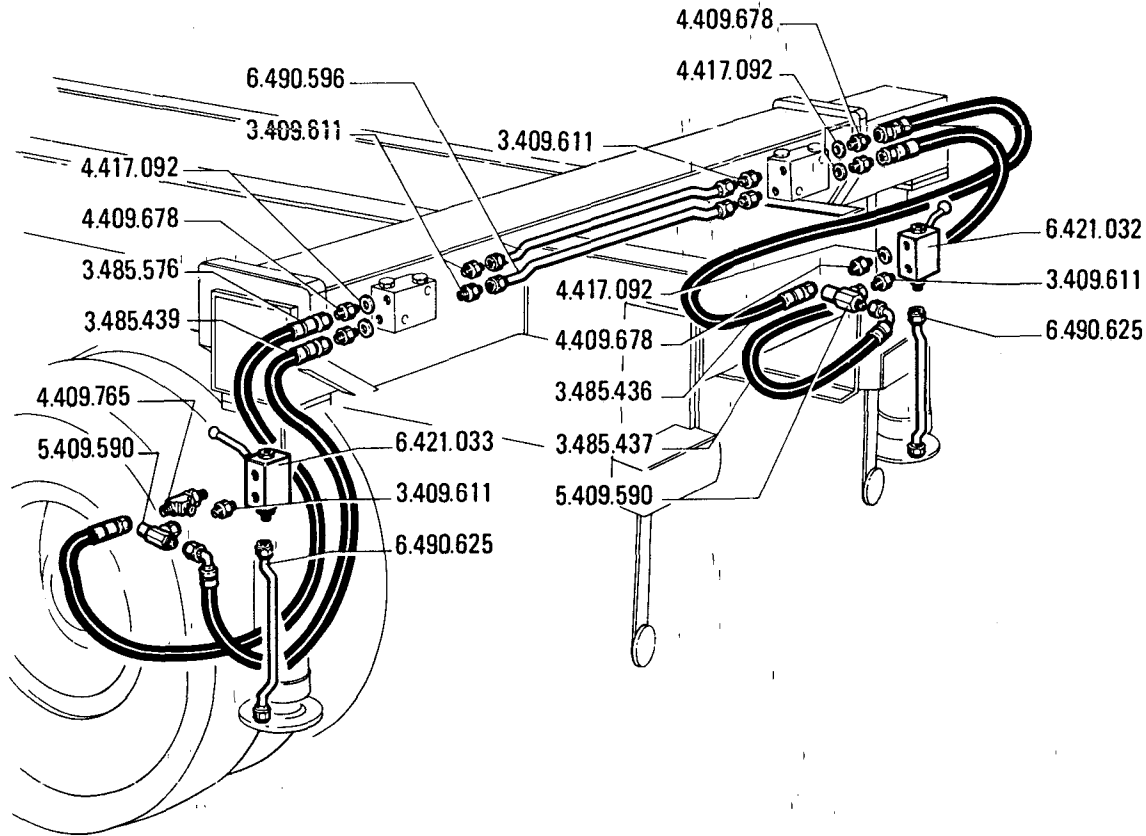
- * *Supp. outriggers cylinder control*
- * *Commande vérin béquilles supplémentaires*
- * *Zylindersteuerung Stützbocke*
- * *Mando del gato de los estabilizadores suplementarios*

PM 34003

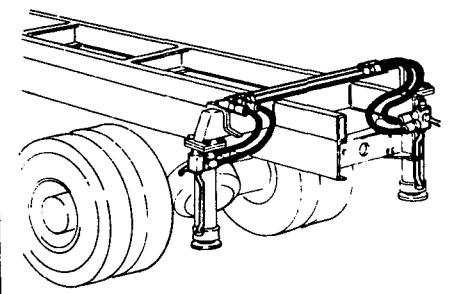
1.30001

R.864.0

2/2



N. Identif.	Quant.	Denominazione
3.409.611	6	Raccordo
3.485.436	1	Tubo gomma
3.485.437	1	Tubo gomma
3.485.439	1	Tubo gomma
3.485.576	1	Tubo gomma
4.409.678	5	Raccordo
4.409.765	1	Raccordo
4.417.092	11	Rondella
5.409.590	2	Raccordo
6.421.032	1	Rubinetto
6.421.033	1	Rubinetto
6.490.596	2	Tubo in ferro
6.490.625	2	Tubo in ferro



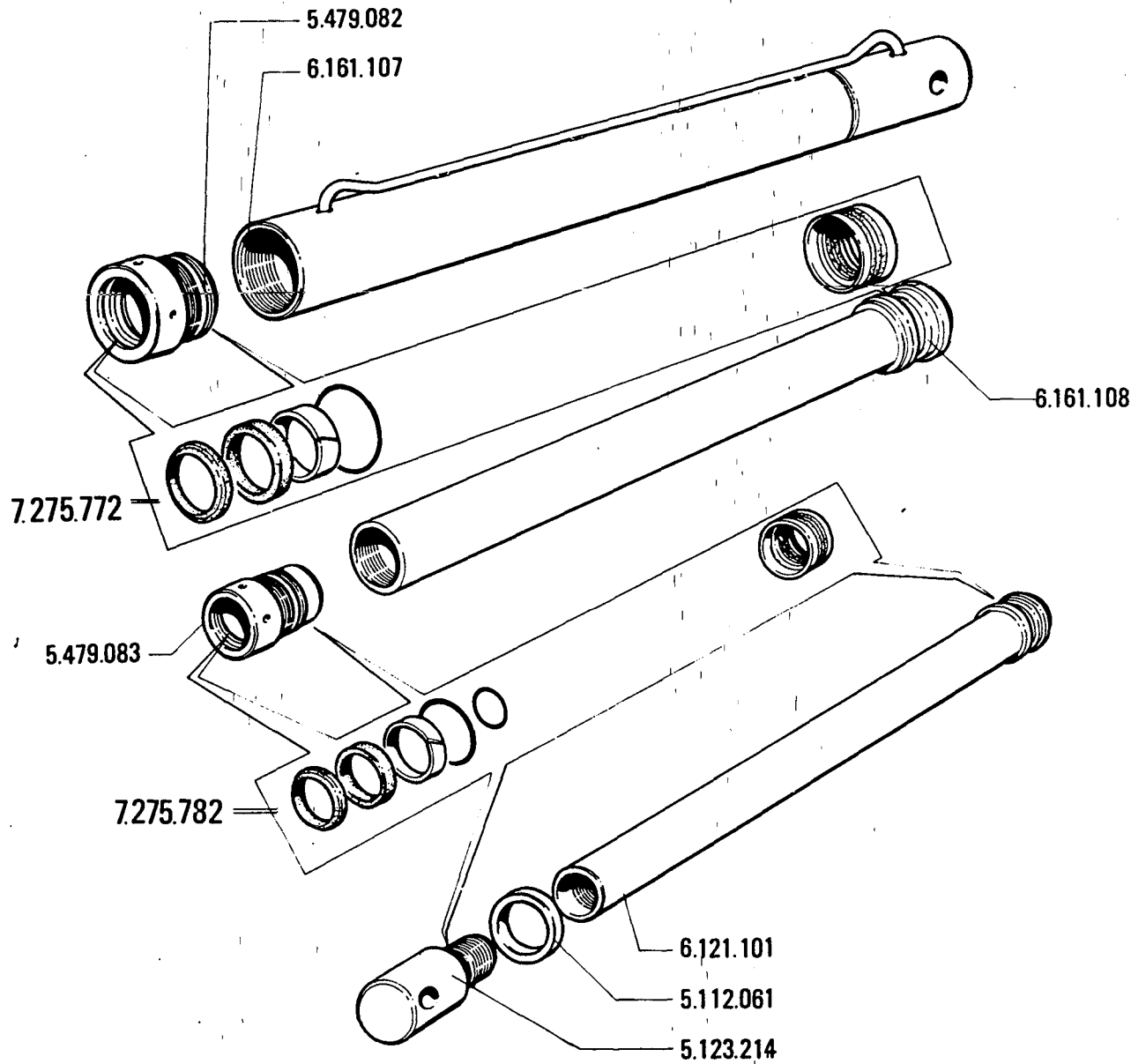
COM. MARTINETTI STABILIZZ. SUPPLEM.

- * *Supp. outrigers cylinder control*
- * *Commande vérin béquilles supplémentaires*
- * *Zylindersteuerung Stützbocke*
- * *Mando del gato de los estabilizadores suplementarios*

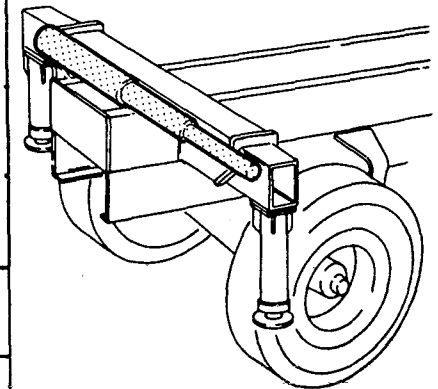
PM 34003

1.30018 **R.864.1**
2/2

G 1



N. Identif.	Quant.	Denominazione
5.112.061	1	Anello
5.123.214	1	Attacco
5.479/082	1	Testata
5.479.083	1	Testata
6.121.101	1	Asta
6.161.107	1	Cilindro
6.161.108	1	Cilindro
7.275.772	1	Kit guarniz. I° stadio
7.275.782	1	Kit guarniz. II° stadio



MART. SFILO BRACCI STAB. SUP. 7.449.761

* *Supp. outriggers boom extension* * *Auslegerzylinder Zusatzträger cylinder*

* *Vérin extension bras des béquilles supplémentaires*

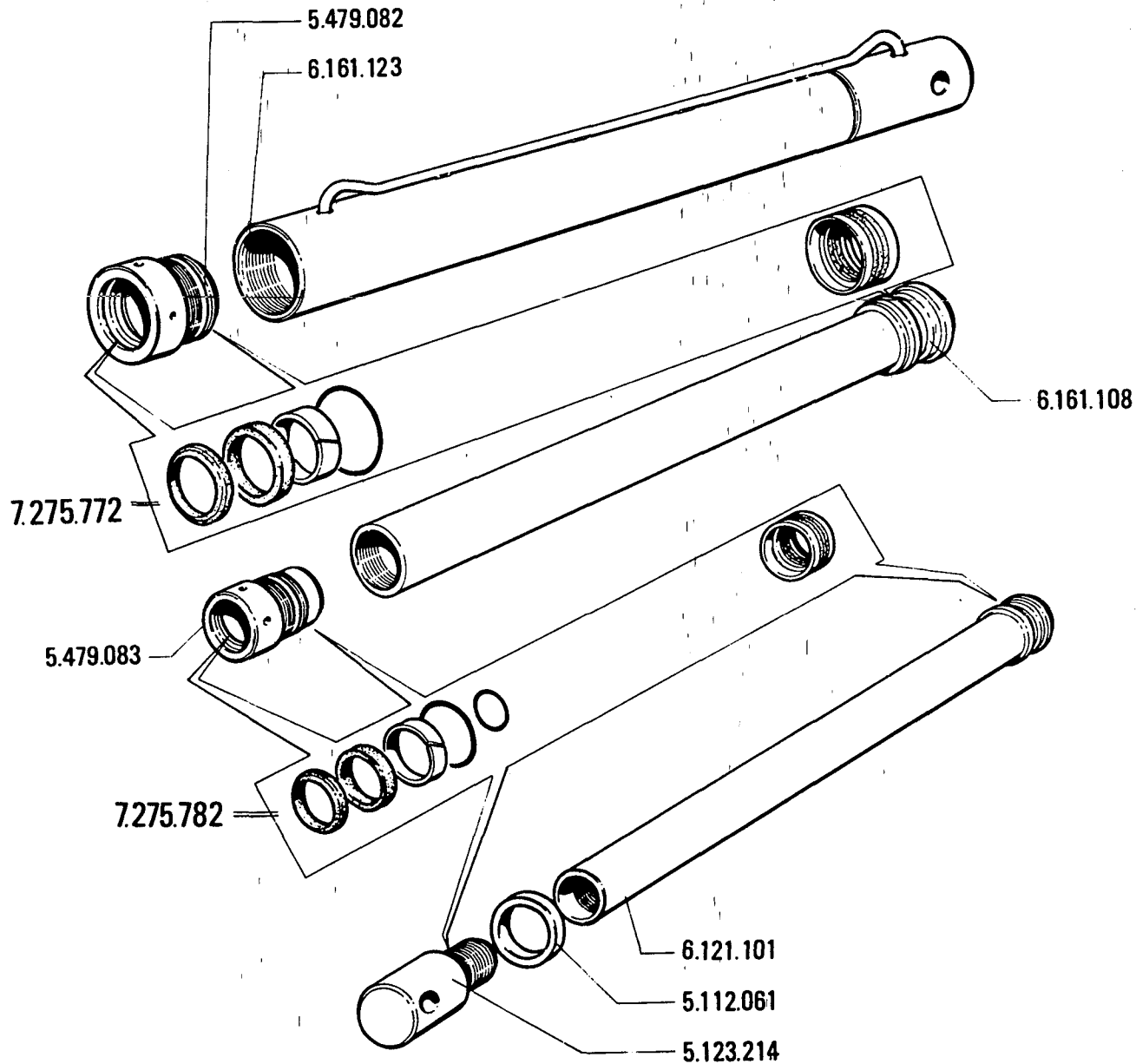
* *Gato para la extensión de los brazos estabilizadores suplém.*

PM 34003

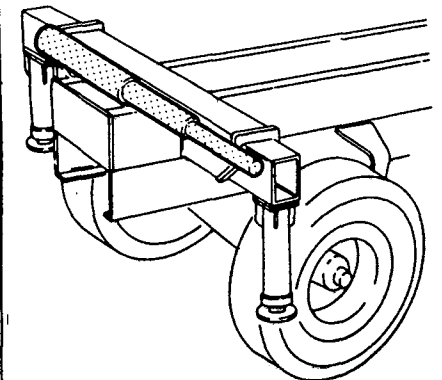
1.30001

R.865.0

G 2



N. Identif.	Quant.	Denominazione
5.112.061	1	Anello
5.123.214	1	Attacco
5.479.082	1	Testata
5.479.083	1	Testata
6.121.101	1	Asta
6.161.108	1	Cilindro
6.161.123	1	Cilindro
7.275.772	1	Kit guarniz. 1° stadio
7.275.782	1	Kit guarniz. 2° stadio



MART. SFILO BRACCI STAB. SUP. 7.450.002

* *Supp. outriggers boom extension* * *Auslegerzylinder Zusatzträger cylinder*

* *Vérin extension bras des béquilles supplémentaires*

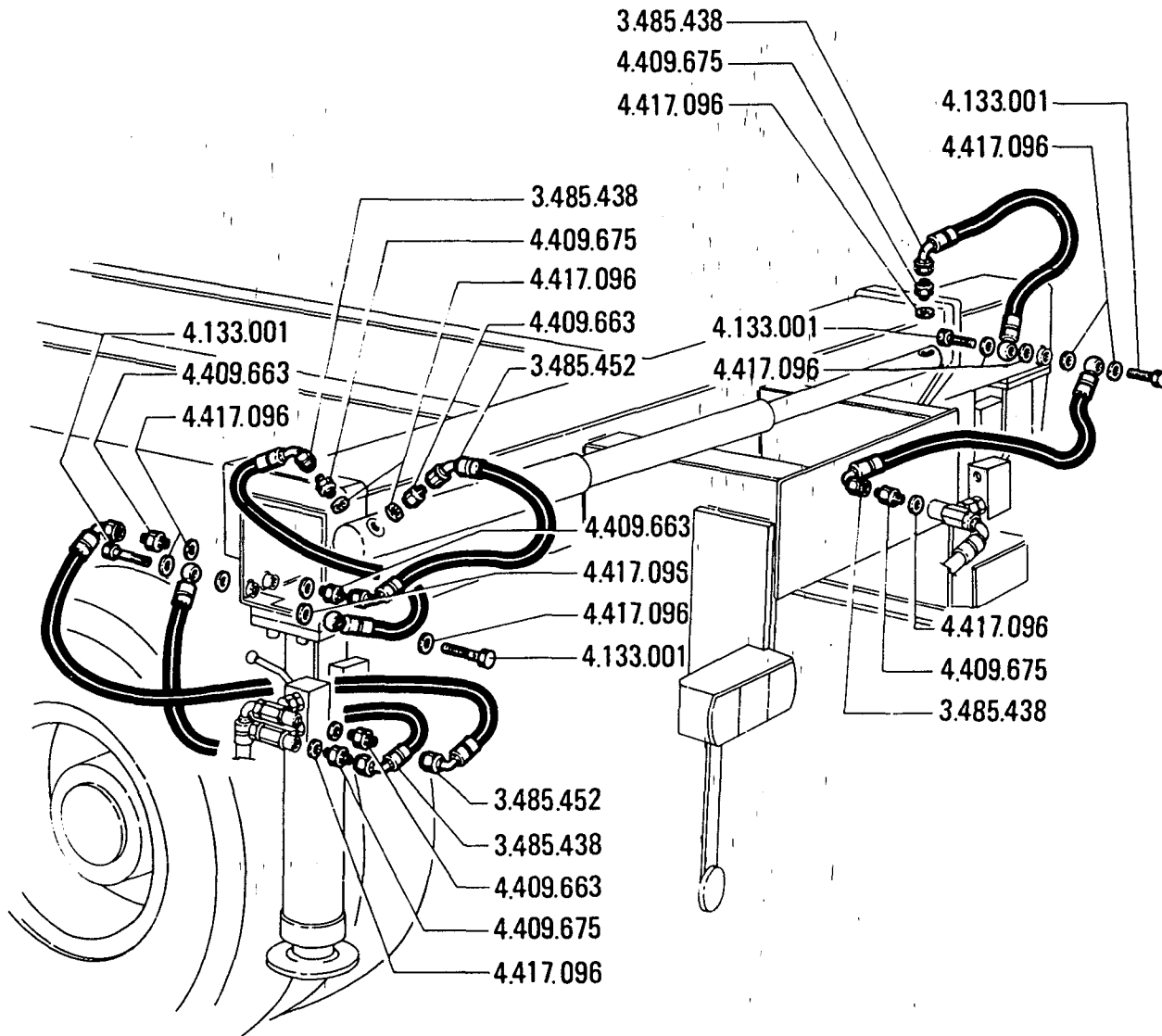
* *Gato para la extensión de los brazos estabilizadores suplem.*

PM 34003


130018

R.865.1

G 5



N. Identif.	Quant.	Denominazione
3.485.438	4	Tubo gomma
3.485.452	2	Tubo gomma
4.133.001	4	Bochettone
4.409.663	4	Raccordo
4.409.675	4	Raccordo
4.417.096	16	Rondella



COMANDO MART. SFILO BRACCI STAB. SUP.

* *Supp. outriggers boom extn. cylinder control*

* *Commande vérin extension bras de béquilles supplémentaires*

* *Zylindersteuerung Ausfahren Zusatzträger*

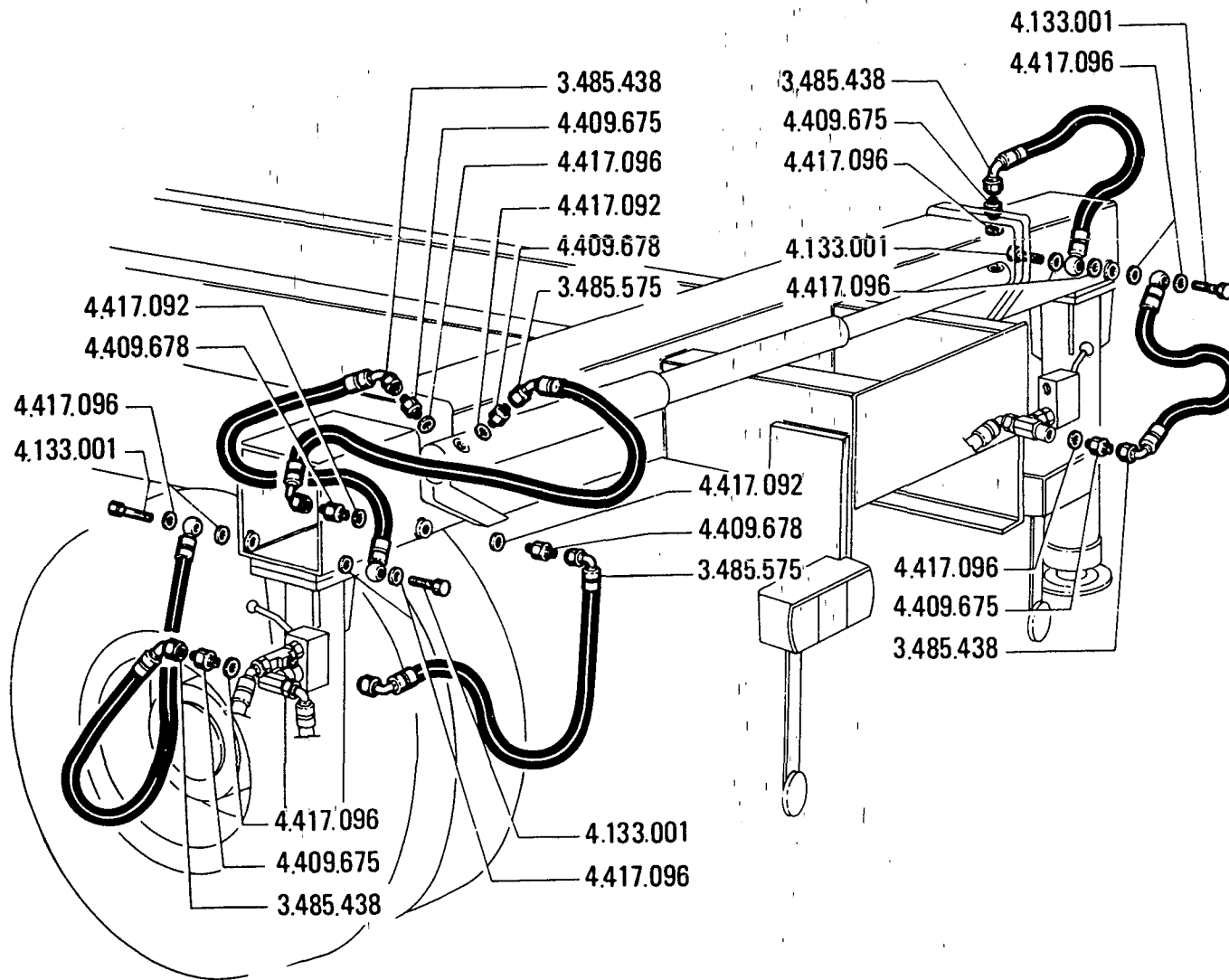
* *Mando del gato para la extensión de los brazos estabiliz. suplem.*

PM 34003

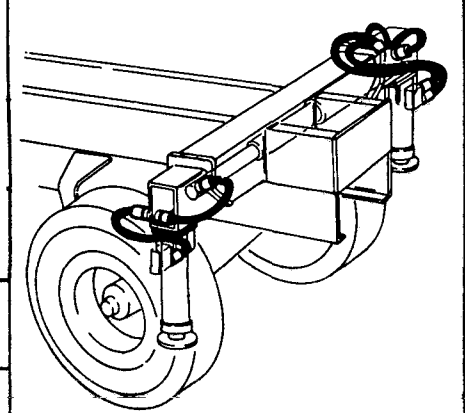
1.30001

R.866.0

G 6



N. Identif.	Quant.	Denominazione
3.485.438	4	Tubo gomma
3.485.575	2	Tubo gomma
4.133.001	4	Bochettone
4.409.675	4	Raccordo
4.409.678	3	Raccordo
4.417.092	3	Rondella
4.417.096	12	Rondella



COMANDO MART. SFILO BRACCI STAB. SUP.

* *Supp. outriggers boom extn. cylinder control*

* *Commande vérin extension bras de béquilles supplémentaires*

* *Zylindersteuerung Ausfahren Zusatzträger*

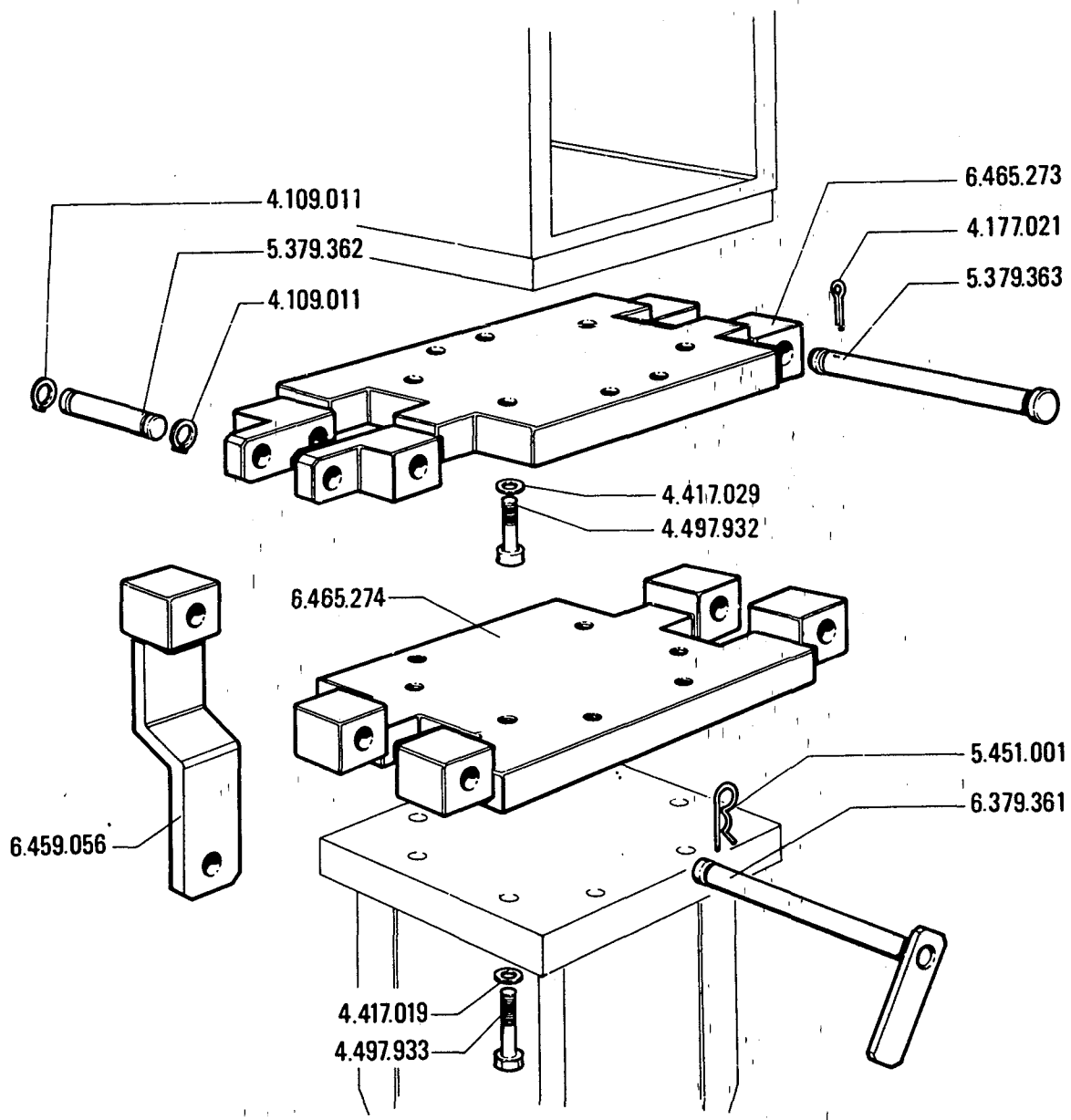
* *Mando del gato para la extensión de los brazos estabiliz. suplement.*

PM 34003


130018

R.866.1

G 9



N. Identif.	Quant.	Denominazione
4.109.011	2	Anello elastico
4.177.021	1	Copiglia
4.417.019	8	Rondella
4.417.029	8	Rondella
4.497.932	8	Vite
4.497.933	8	Vite
5.379.361	1	Perno
5.379.362	1	Perno
5.451.001	1	Spilla di sicurezza
6.379.363	1	Perno
6.459.056	1	Staffa
6.465.273	1	Supporto
6.465.274	1	Supporto



PIASTRE ROTANTI STABILIZZATORI

- * *Outriggers inclination device*
- * *Schwenkplatten stützbocke*
- * *Dispositif inclination béquilles*
- * *Placas rotantes de los estabiliz.*

PM 34003

1.30001

R.867.0